

# MONOTONIC ABSTRACTION FOR PROGRAMS WITH MULTIPLY-LINKED STRUCTURES

PAROSH AZIZ ABDULLA

*Department of Information Technology, Uppsala University,  
P.O. Box 337, S-751 05 Uppsala, Sweden.  
parosh@it.uu.se*

JONATHAN CEDERBERG

*Department of Information Technology, Uppsala University,  
P.O. Box 337, S-751 05 Uppsala, Sweden.  
jonathan.cederberg@it.uu.se*

TOMÁŠ VOJNAR

*IT4Innovations Centre of Excellence, FIT, Brno University of Technology, Czech Republic  
Božetěchova 2, CZ-612 66 Brno  
vojnar@fit.vutbr.cz*

We investigate the use of monotonic abstraction and backward reachability analysis as means of performing shape analysis on programs with multiply pointed structures. By encoding the heap as a vertex- and edge-labeled graph, we can model the low level behaviour exhibited by programs written in the C programming language. Using the notion of *signatures*, which are predicates that define sets of heaps, we can check properties such as absence of null pointer dereference and shape invariants. We report on the results from running a prototype based on the method on several programs such as insertion into and merging of doubly-linked lists.

*Keywords:* program verification, shape analysis, monotonic abstraction, dynamic multiply-linked data structures

## 1. Introduction

Dealing with programs manipulating dynamic pointer-linked data structures is one of the most challenging tasks of automated verification since these data structures are of unbounded size and may have the form of complex graphs. As discussed below, various approaches to automated verification of dynamic pointer-linked data structures are currently studied in the literature. One of these approaches is based on using *monotonic abstraction* and *backward reachability* [4, 2]. This approach has been shown to be very successful in handling systems with complex graph-structured configurations when verifying parameterized systems [3]. However, in the area of verification of programs with dynamic linked data structures, it has so far been applied only to relatively simple singly-linked data structures.

In this paper, we investigate the use of monotonic abstraction and backward reachability for verification of programs dealing with dynamic linked data structures with multiple selectors. In particular, we consider verification of sequential programs

written in a subset of the C language including its common control statements as well as its pointer manipulating statements (apart from pointer arithmetics and type casting). For simplicity, we restrict ourselves to data structures with two selectors. This restriction can, however, be easily lifted. We consider verification of safety properties in the form of absence of null and dangling pointer dereferences as well as preservation of shape invariants of the structures being handled.

We represent heaps in the form of simple vertex- and edge-labeled graphs. As is common in backward verification, our verification technique starts from sets of bad configurations and checks whether some initial configurations are backward reachable from them. For representing sets of bad configurations as well as the sets of configurations backward reachable from them, we use the so-called *signatures* which arise from heap graphs by deleting some of their nodes, edges, or labels. Each signature represents an *upward-closed set* of heaps wrt. a special *pre-order* on heaps and signatures. We show that the considered C pointer manipulating statements can be *approximated* such that one can compute predecessors of sets of heaps represented via signatures wrt. these statements.

We have implemented the proposed approach in a light-weight Java-based prototype and tested it on several programs manipulating doubly-linked lists and trees. The results show that monotonic abstraction and backward reachability can indeed be successfully used for verification of programs with multiply-linked dynamic data structures.

**Related work.** Several different approaches have been proposed for automated verification of programs with dynamic linked data structures. The most-known approaches include works based on monadic second-order logic on graph types [10], 3-valued predicate logic with transitive closure [14], separation logic [12, 11, 15, 6], other kinds of logics [16, 9], finite tree automata [5, 7], forest automata [8], graph grammars [13], upward-closed sets [4, 2], as well as other formalisms.

As we have already indicated above, our work extends the approach of [4, 2] from singly-linked to multiply-linked heaps. This extension has required a new notion of signatures, a new pre-order on them, as well as new operations manipulating them. Not counting [4, 2], the other existing works are based on other formalisms than the one used here, and they use a forward reachability computation whereas the present paper uses a backward reachability computation. Apart from that, when comparing the approach followed in this work with the other existing approaches, one of the most attractive features of our method is its simplicity. This includes, for instance, a simple specification of undesirable heap shapes in terms of signatures. Each such signature records some bad pattern that should not appear in the heaps, and it is typically quite small (usually with three or fewer nodes). Furthermore, our approach uses local and quite simple reasoning on the graphs in order to compute predecessors of symbolically represented infinite sets of heaps<sup>a</sup>. Moreover, the abstraction used

<sup>a</sup>Approaches based on separation logic and forest automata also use local updates, but the updates used here are still simpler.

in our approach is rather generic, not specialised for some fixed class of dynamic data structures.

**Outline.** In Section 2, we give some preliminaries and introduce our model for describing heaps. We present the class of programs we consider in Section 3. In Section 4, we introduce signatures as symbolic representations for infinite sets of configurations. We show how to use signatures for specifying bad heap patterns (that violate safety properties of the considered programs) in Section 5. In Section 6, we describe a symbolic backward reachability analysis algorithm for checking safety properties. Next, we report on experiments with the proposed method in Section 7. Finally, we give some conclusions and directions for future work in Section 8.

## 2. Heaps

In this section, we introduce some notions and notations used in the rest of the paper. We also define our heap model and some operations on it.

For a partial function  $f : A \rightarrow B$  and  $a \in A$ , we write  $f(a) = \perp$  to signify that  $f$  is undefined at  $a$ . We take  $f[a \mapsto b]$  to be the function  $f'$  such that  $f'(a) = b$  and  $f'(x) = f(x)$  otherwise. For  $A' \subseteq A$ , we take  $f[A' \mapsto b]$  to be the function  $f'$  such that for  $a \in A$  we have  $f'(a) = b$  if  $a \in A'$ , and  $f'(a) = f(a)$  otherwise. We define the *restriction* of  $f$  to  $A'$ , written  $f|_{A'}$ , as the function  $f'$  such that  $f'(a) = f(a)$  if  $a \in A'$ , and  $f'(a) = \perp$  if  $a \notin A'$ . Given  $b \in B$ , we write  $f^{-1}(b)$  to denote the set  $\{a \in A : f(a) = b\}$ .

### 2.1. Heaps

We model the dynamically allocated memory, also known as the *heap*, as a labeled graph. The nodes of the graph represent memory cells, and the edges represent how these nodes are linked by their successor pointers. Each edge is labeled by a color, reflecting which of the possibly many successor pointers of its source cell the edge is representing. In this work, we—for simplicity—consider structures with two selectors, denoted as 1 and 2 (instead of, e.g., `next` and `prev` commonly used in doubly-linked lists or `left` and `right` used in trees) only. The results can, however, be generalized to any number of selectors.

To model *null pointers*, we introduce a special node called the *null node*, written `#`. Null successors are then modeled by making the corresponding edge point to this node. When allocated memory is relinquished by a program, any pointers previously pointing to that memory become *dangling*. Dangling pointers also arise when memory is freshly allocated and not yet initialized. This situation is reflected in our model by the introduction of another special node called the *dangling node*, denoted as `*`. In the same manner as for the null node, a pointer being dangling is modeled by having the corresponding edge point to the dangling node.

Furthermore, we model a program variable by labeling the node that a specific variable is pointing to with the variable in question.

Six examples of heaps can be seen in Figure 1 (we will get back to what they

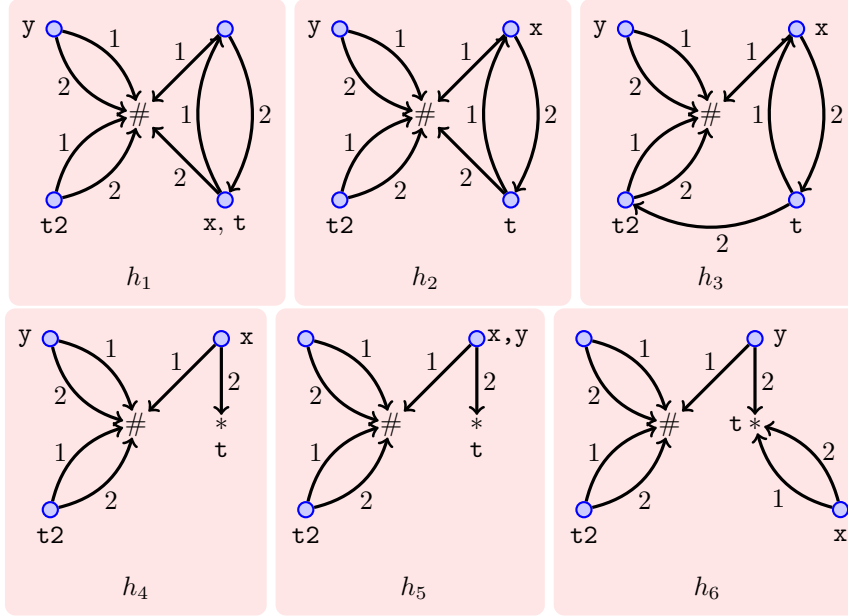


Fig. 1. Example Heaps

represent in Section 3). To avoid unnecessarily cluttering the pictures, the special node  $*$  has been left out of heaps  $h_1$ ,  $h_2$ , and  $h_3$ . We will adopt the convention of omitting any of the special nodes  $*$  and  $\#$  from pictures unless they are labeled or have edges pointing to them.

Assume a finite set of program variables  $X$  and a set  $C = \{1, 2\}$  of edge colors. Formally, a *heap* is a tuple  $(\overline{M}, E, s, t, \tau, \lambda)$  where:

- $\overline{M} = M \cup \{\#, *\}$  represents the finite set of allocated memory cells, together with the two special nodes representing the `null` value and the dangling pointer, respectively.
- $E$  is a finite set of edges.
- The *source function*  $s : E \rightarrow \overline{M}$  is a total function that gives the source of the edges.
- The *target function*  $t : E \rightarrow \overline{M}$  is a total function that gives the target of the edges.
- The *type function*  $\tau : E \rightarrow C$  is a total function that gives the color of the edges.
- $\lambda : X \rightarrow \overline{M}$  is a total function that defines the positions of the program variables.

We also require that the heaps obey the following invariant:

$$\forall c \in C \forall m \in M : |s^{-1}(m) \cap \tau^{-1}(c)| = 1.$$

The invariant states that among the edges going out from each cell there is exactly one with color 1 and one with color 2. Note that as a consequence of these invariants, each cell has exactly two outgoing edges. Therefore, each heap  $h$  induces a function  $\text{succ}_{h,c} : M \rightarrow \overline{M}$  for each  $c \in C$ , which maps each cell to its  $c$ -successor. For  $m \in M$ ,  $\text{succ}_{h,c}(m)$  is formally defined as the  $m' \in \overline{M}$  such that there is an edge  $e \in E$  with  $s(e) = m$ ,  $t(e) = m'$ , and  $\tau(e) = c$ . This is indeed a function due to the fact that there must be exactly one such edge, according to the specified invariants.

## 2.2. Auxiliary Operations on Heaps

We will now introduce some notation for operations on heaps to be used in the following.

Assume a heap  $h = (\overline{M}, E, s, t, \tau, \lambda)$ . For  $m \in M$ , we write  $h \ominus m$  to describe the heap  $h'$  where  $m$  has been deleted together with its two outgoing edges, and any references to  $m$  are now dangling references. Formally,  $h \ominus m$  is defined as the heap  $h' = (\overline{M}', E', s', t', \tau', \lambda')$  where  $\overline{M}' = \overline{M} \setminus \{m\}$ ,  $E' = E \setminus s^{-1}(m)$ ,  $s' = s|_{E'}$ ,  $t' : E' \rightarrow \overline{M}'$  is a function such that  $t'(e) = *$  if  $e \in t^{-1}(m)$  and  $t'(e) = t(e)$  otherwise,  $\tau' = \tau|_{E'}$ , and  $\lambda'(x) = *$  if  $x \in \lambda^{-1}(m)$  and  $\lambda'(x) = \lambda(x)$  otherwise. In a similar manner, for  $m' \notin M$ , we write  $h \oplus m'$  to mean the heap where we have added a new cell as well as two new dangling outgoing edges. Formally,  $h \oplus m' = (\overline{M}', E', s', t', \tau', \lambda')$  where  $\overline{M}' = \overline{M} \cup \{m'\}$ ,  $E' = E \cup \{e_1, e_2\}$ ,  $s' = s[e_1 \mapsto m', e_2 \mapsto m']$ ,  $t' = t[e_1 \mapsto *, e_2 \mapsto *]$  and  $\tau' = \tau[e_1 \mapsto 1, e_2 \mapsto 2]$  for some  $e_1, e_2 \notin E$ . By  $h.s[e \mapsto m]$ , we mean the heap identical to  $h$ , except that the source function now maps  $e \in E$  to  $m \in M$ . This is formally defined as  $h.s[e \mapsto m] = (\overline{M}, E, s[e \mapsto m], t, \tau, \lambda)$ . The definitions of  $h.t[e \mapsto m]$ ,  $h.\tau[e \mapsto c]$  for  $c \in C$ , and  $h.\lambda[x \mapsto m]$  are analogous.

In Figure 1, for example,  $h_2 = h_1.\lambda[\mathbf{x} \mapsto \text{succ}_{h_1,1}(\lambda_1(\mathbf{t}))]$  and  $h_4 = h_3 \ominus \lambda_3(\mathbf{x})$ .

## 3. Programming Language

In this section, we briefly present the class of programs which our analysis is designed for. We also formalize the transition systems which are induced by such programs.

In particular, our analysis and the prototype tool implementing it are designed for sequential programs written in a subset of the C language. The considered subset contains the common control flow statements (like `if`, `while`, `for`, etc.) and the C pointer manipulating statements, excluding pointer arithmetics and type casting. As for the structures describing nodes of dynamic data structures, we—for simplicity of the presentation as well as of the prototype implementation—allow one or two selectors to be used only. However, one can easily generalize the approach to more selectors. Statements manipulating data other than pointers (e.g., integers, arrays, etc.) are ignored—or, in case of tests, replaced by a non-deterministic choice. We allow non-recursive functions that can be inlined<sup>b</sup>.

<sup>b</sup>Alternatively, one could use function summaries, which we, however, not consider here.

Figure 2 contains an example code snippet written in the considered C subset (up to the tests on integer data that will be replaced by a non-deterministic choice for the analysis). In this example, the data structure `DLL` represents nodes of a doubly-linked list with two successor pointers as well as a data value. The function `merge` takes as input two doubly-linked lists and combines them into one doubly-linked list<sup>c</sup>. In Figure 1, the result of executing two of the statements in the `merge` function can be seen. From the top graph, the middle is generated by executing the statement at line 20. By then executing the statement at line 25, the bottom graph is generated. (Note that instead of the `next` and `prev` selectors, the figure uses selectors 1 and 2, respectively.)

From a C program, we can extract a *control flow graph*  $(PC, T)$  by standard techniques. Here  $PC$  is a finite set of *program counters*, and  $T$  is a finite set of transitions. A transition  $t$  is a tuple of the form  $(pc, op, pc')$  where  $pc, pc' \in PC$ , and  $op$  is an operation manipulating the heap. The operation  $op$  is of one of the following forms:

- $x == y$  or  $x != y$  that means that the program checks the stated condition.
- $x = y$ ,  $x = y.next(i)$ , or  $x.next(i) = y$ , which are assignments functioning in the same way as assignments in the C language<sup>d</sup>.
- $x = malloc()$  or  $free(x)$ , which are allocation and deallocation of dynamic memory, working in the same manner as in the C language.

When firing  $t$ , the program counter is updated from  $pc$  to  $pc'$ , and the heap is modified according to  $op$  with the usual C semantics formalized below.

We will now define the transition system  $(S, \longrightarrow)$  induced by a control flow

```

1  typedef struct DLL {
2      struct DLL *next, *prev;
3      int data;
4  } DLL;
5
6  DLL *merge(DLL *l1, DLL *l2) {
7      ...
17     while(!(x==NULL)&&!(y==NULL)) {
18         if(x->data < y->data) {
19             t = x;
20             x = t->next;
21         } else {
22             t = y;
23             y = t->next;
24         }
25         t->prev = t2;
26         t2->next = t;
27         t2 = t;
28     }
29     ...

```

Fig. 2. A program for merging doubly-linked lists

<sup>c</sup>In fact, if the input lists are sorted, the output list will be sorted too, but this is not of interest for our current analysis—let us, however, note that one can think of extending the analysis to track ordering relations between data in a similar way as in [2], which we consider as one of interesting possible directions for future work.

<sup>d</sup>Here, `next(i)` refers to the  $i$ -th selector of the appropriate memory cell.

graph  $(PC, T)$ . The states of the transition system are pairs  $(pc, h)$  where  $pc \in PC$  is the current location in the program, and  $h$  is a heap. The transition relation  $\longrightarrow$  reflects the way that the program manipulates the heap during program execution.

Given states  $s = (pc, h)$  and  $s' = (pc', h')$  there is a transition from  $s$  to  $s'$ , written  $s \longrightarrow s'$ , if there is a transition  $(pc, op, pc') \in T$  such that  $h \xrightarrow{op} h'$ . The condition  $h \xrightarrow{op} h'$  holds if the operation  $op$  can be performed to change the heap  $h$  into the heap  $h'$ . The definition of  $\xrightarrow{op}$  is found below.

Assume two heaps  $h = (\overline{M}, E, s, t, \tau, \lambda)$  and  $h' = (\overline{M}', E', s', t', \tau', \lambda')$ . We say that  $h \xrightarrow{op} h'$  if one of the following is fulfilled:

- $op$  is of the form  $\mathbf{x} == \mathbf{y}$ ,  $\lambda(x) = \lambda(y) \neq *$ , and  $h = h'$ .<sup>e</sup>
- $op$  is of the form  $\mathbf{x} != \mathbf{y}$ ,  $\lambda(x) \neq \lambda(y)$ ,  $\lambda(x) \neq *$ ,  $\lambda(y) \neq *$ , and  $h = h'$ .
- $op$  is of the form  $\mathbf{x} = \mathbf{y}$ ,  $\lambda(y) \neq *$ , and  $h' = h.\lambda[x \mapsto \lambda(y)]$ .
- $op$  is of the form  $\mathbf{x} = \mathbf{y}.\mathbf{next}(i)$ ,  $\lambda(y) \notin \{*, \#\}$ ,  $\mathit{succ}_{h,i}(\lambda(y)) \neq *$ , and  $h' = h.\lambda[x \mapsto \mathit{succ}_{h,i}(\lambda(y))]$ .
- $op$  is of the form  $\mathbf{x}.\mathbf{next}(i) = \mathbf{y}$ ,  $\lambda(x) \notin \{*, \#\}$ ,  $\lambda(y) \neq *$ , and  $h' = h.t[e \mapsto \lambda(y)]$  where  $e$  is the unique edge in  $E$  such that  $s(e) = \lambda(x)$  and  $\tau(e) = i$ .
- $op$  is of the form  $\mathbf{x} = \mathbf{malloc}()$  and there is a heap  $h_1$  such that  $h_1 = h \oplus m$  and  $h' = h_1.\lambda[x \mapsto m]$  for some  $m \notin \overline{M}$ .<sup>f</sup>
- $op$  is of the form  $\mathbf{free}(\mathbf{x})$ ,  $\lambda(x) \notin \{*, \#\}$ , and  $h' = h \ominus \lambda(x)$ .

For example, in Figure 1,  $h_1 \xrightarrow{x=t.\mathbf{next}(1)} h_2 \xrightarrow{t.\mathbf{next}(2)=t2} h_3 \xrightarrow{\mathbf{free}(t)} h_4 \xrightarrow{y=x} h_5 \xrightarrow{x=\mathbf{malloc}()} h_6$ .

#### 4. Signatures

In this section, we introduce the notion of signatures which is a symbolic representation of infinite sets of heaps.

Intuitively, a signature is a predicate describing a set of minimal conditions that a heap has to fulfill to satisfy the predicate. It can be viewed as a heap with some parts “missing”. Some examples of signatures are shown in Figure 3.

Formally, a signature is defined as a tuple  $(\overline{M}, E, s, t, \tau, \lambda)$  in the same way as a heap, with the difference that we allow the  $\tau$  and  $\lambda$  functions to be partial. For signatures, we also require some invariants to be obeyed, but they are not as strict as the invariants for heaps. More precisely, a signature has to obey the following invariants:

- (1)  $\forall c \in C \forall m \in M : |s^{-1}(m) \cap \tau^{-1}(c)| \leq 1$ ,
- (2)  $\forall m \in M : |s^{-1}(m)| \leq 2$ .

<sup>e</sup>Note that the requirement that  $\lambda(x)$  and  $\lambda(y)$  are not dangling pointers are not part of the standard C semantics. Comparing dangling pointers are, however, bad practice and our tool therefore warns the user.

<sup>f</sup>Although the malloc operation may fail, we assume for simplicity of presentation that it always succeeds.

These invariants say that a signature can have *at most* one outgoing edge of each color in the set  $\{1, 2\}$ , and at most two outgoing edges in total. Note that heaps are a special case of signatures, which means that each heap is also a signature. For the rest of the paper, we assume that for any  $i \geq 1$ ,  $sig_i = (\overline{M}_i, E_i, s_i, t_i, \tau_i, \lambda_i)$ .

#### 4.1. Operations on Signatures

We formalize the notion of a signature as a predicate by introducing an ordering on signatures. First, we introduce some additional notation for manipulating signatures. Recall that, for a heap  $h = (\overline{M}, E, s, t, \tau, \lambda)$  and  $m \in M$ ,  $h \ominus m$  is a heap identical to  $h$  except that  $m$  has been deleted. As the formal definition of  $\ominus$  carries over directly to signatures, we will use it also for signatures.

Given a signature  $sig = (\overline{M}, E, s, t, \tau, \lambda)$ , we define the removal of an edge  $e \in E$ , written  $sig \boxminus e$ , as the signature  $(\overline{M}, E', s', t', \tau', \lambda)$  where  $E' = E \setminus \{e\}$ ,  $s' = s|_{E'}$ ,  $t' = t|_{E'}$ , and  $\tau' = \tau|_{E'}$ . Similarly, given  $m_1 \in M$ ,  $m_2 \in \overline{M}$ , and  $c \in C$ , the addition of a  $c$ -edge from  $m_1$  to  $m_2$  is written  $sig \boxplus (m_1 \xrightarrow{c} m_2)$ . This is formalized as  $sig \boxplus (m_1 \xrightarrow{c} m_2) = (\overline{M}, E', s', t', \tau', \lambda)$  where  $E' = E \cup \{e'\}$  for some  $e' \notin E$ ,  $s' = s[e' \mapsto m_1]$ ,  $t' = t[e' \mapsto m_2]$ , and  $\tau' = \tau[e' \mapsto c]$ . Note that the addition of edges might make the result violate the invariants for signatures. However, we will always use it in such a way that the invariants are preserved. Finally, for  $m \notin \overline{M}$ , we define  $sig.(\overline{M} := \overline{M} \cup \{m\})$  as the signature  $(\overline{M} \cup \{m\}, E, s, t, \tau, \lambda)$ .

#### 4.2. Ordering on Signatures

For a signature  $sig = (\overline{M}, E, s, t, \tau, \lambda)$  and  $m \in \overline{M}$ , we say that  $m$  is *unlabeled* if  $\lambda^{-1}(m) = \emptyset$ . We say that  $m$  is *isolated* if  $m$  is unlabeled and also  $s^{-1}(m) = \emptyset$  and  $t^{-1}(m) = \emptyset$  both hold. We call  $m$  *simple* when  $m$  is unlabeled and  $s^{-1}(m) = \{e_1\}$ ,  $t^{-1}(m) = \{e_2\}$ ,  $e_1 \neq e_2$ , and  $\tau(e_1) = \tau(e_2)$  all hold. Intuitively, an isolated cell has no touching edges, whereas a simple cell has exactly one incoming and one outgoing edge of the same color. For  $sig_1 = (\overline{M}_1, E_1, s_1, t_1, \tau_1, \lambda_1)$  and  $sig_2 = (\overline{M}_2, E_2, s_2, t_2, \tau_2, \lambda_2)$ , we write that  $sig_1 \triangleleft sig_2$  if one of the following is true:

- *Isolated cell deletion.* There is an isolated  $m \in M_2$  s.t.  $sig_1 = sig_2 \ominus m$ .
- *Edge deletion.* There is an edge  $e \in E_2$  such that  $sig_1 = sig_2 \boxminus e$ .
- *Contraction.* There is a simple cell  $m \in M_2$ , edges  $e_1, e_2 \in E_2$  with  $t_2(e_1) = m$ ,  $s_2(e_2) = m$ ,  $\tau(e_1) = \tau(e_2)$ , and  $sig_1 = sig_2.t[e_1 \mapsto t(e_2)] \ominus m$ .
- *Edge decoloring.* There is an edge  $e \in E_2$  such that  $sig_1 = sig_2.\tau[e \mapsto \perp]$  holds.
- *Label deletion.* There is a label  $x \in X$  such that  $sig_1 = sig_2.\lambda[x \mapsto \perp]$  holds.

We write  $sig_1 \triangleleft_x sig_2$  to denote that  $sig_1 \triangleleft sig_2$  specifically due to the deletion of the label  $x$  from  $sig_2$ . Similarly, we write  $sig_1 \triangleleft_e sig_2$  to denote that  $sig_1 \triangleleft sig_2$  specifically due to the deletion of the edge  $e$  from  $sig_2$ . We also write  $sig_1 \triangleleft_m sig_2$  to denote that  $sig_1 \triangleleft sig_2$  either because of deletion of the isolated cell  $m \in M_2$ , or due to a contraction on the simple cell  $m$ . We will abuse the notation slightly and



write  $sig_1 \triangleleft \triangleleft sig_2$  to signify the fact that there is some  $sig'$  such that  $sig_1 \triangleleft sig'$  and  $sig' \triangleleft sig_2$ .

We call the above operations *ordering steps*, and we say that a signature  $sig_1$  is smaller than a signature  $sig_2$  if there is a sequence of ordering steps from  $sig_2$  to  $sig_1$ , written  $sig_1 \sqsubseteq sig_2$ . Formally,  $\sqsubseteq$  is the reflexive transitive closure of  $\triangleleft$ .

Figure 3 shows six signatures and their relative ordering. For example,  $s_1 \sqsubseteq s_2$  since removing the loop edge of the x-node in  $s_2$  produces the signature  $s_1$ , and  $s_4 \sqsubseteq s_5$  since contracting away the simple node in  $s_5$  produces  $s_4$ . Note that all the  $\sqsubseteq$  relations used in the figure could, in fact, be replaced by the  $\triangleleft$  relations. Also note that, e.g., heaps  $s_2$  and  $s_3$  are not related by  $\triangleleft$  or  $\sqsubseteq$ . On the other hand,  $s_2$  and  $s_5$  are not related by  $\triangleleft$ , but they are related by  $\sqsubseteq$ .

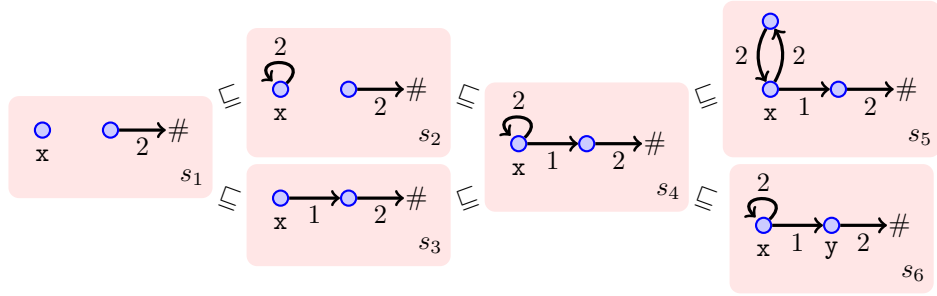


Fig. 3. Example signatures and the order relation between them

### 4.3. The Semantics of Signatures

Using the ordering relation  $\sqsubseteq$  defined above, we can interpret each signature as a predicate. As previously noted, the intuition is that a heap  $h$  satisfies a predicate  $sig$  if  $h$  contains *at least* the structural information present in  $sig$ . We make this precise by saying that  $h$  satisfies  $sig$ , written  $h \in \llbracket sig \rrbracket$ , if  $sig \sqsubseteq h$ . In other words,  $\llbracket sig \rrbracket$  is the set of all heaps in the *upward closure* of  $sig$  with respect to the ordering  $\sqsubseteq$ . For a set  $S$  of signatures, we define  $\llbracket S \rrbracket = \bigcup_{s \in S} \llbracket s \rrbracket$ .

## 5. Bad Configurations

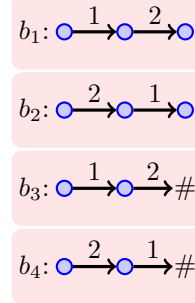
We will now show how to use the concept of signatures to specify *bad states*. The main idea is to define a finite set of signatures characterizing the set of all heaps that are *not* considered correct. Such a set of signatures is called the set of *bad patterns*.

We present the notion on a concrete example, namely, the case of a program that should produce a single acyclic doubly-linked list pointed to by a variable  $x$ . In such a case, the following properties are required to hold at the end of the program:

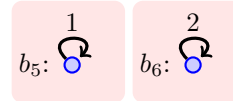
- (1) Starting from any allocated memory cell, if we follow the `next(1)` pointer and then immediately the `next(2)` pointer, we should end up at the original memory cell.
- (2) Likewise, starting from any allocated cell, if we follow the `next(2)` pointer and then immediately the `next(1)` pointer, we should end up at the original cell.
- (3) If we repeatedly follow a pointer of the same type starting from any allocated cell, we should never end up where we started. In other words, no node is reachable from itself in one or more steps using only one type of pointer.
- (4) The variable  $x$  is not dangling, and there are no dangling next pointers.
- (5) The variable  $x$  points to the beginning of the list.
- (6) There are no unreachable memory cells.

We call properties 1 and 2 *Doubly-Linkedness*, property 3 is called *Non-Cyclicity*, property 4 is called *Absence of Dangling Pointers*, property 5 is called *Pointing to the Beginning of the List*, and, finally, property 6 is called *Absence of Garbage*.

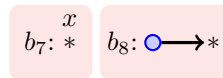
**Doubly-Linkedness.** As noted above, the set of bad states with respect to a property  $p$  is characterized by a set of signatures such that the union of their upward closure with respect to  $\sqsubseteq$  contains all heaps not fulfilling  $p$ . The property we want to express is that following a pointer of one color and then immediately following a pointer of the other color gets you back to the same node. The bad patterns are then simply the set  $\{b_1, b_2, b_3, b_4\}$ , shown to the right, as they describe exactly the property of taking one step of each color and *not* ending up where we started.



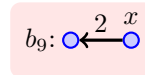
**Non-Cyclicity.** To describe all states that violate the property of not being cyclic, is to describe exactly those states that do have a cycle. Note that all the edges of the cycle has to be of the same color. Therefore, the bad patterns we get for non-cyclicity is the set  $\{b_5, b_6\}$ , depicted to the right.



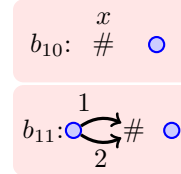
**Absence of Dangling Pointers.** To describe dangling pointers, two bad patterns suffice—namely, the pattern  $b_7$  depicted to the right stipulates that the variable  $x$  that should point to a list is not dangling, and the pattern  $b_8$  requires that there is also no dangling next pointer.



**Pointing to the Beginning of the List.** To describe that the pointer variable  $x$  should point to the beginning of a list, one bad pattern suffices—namely, the pattern  $b_9$  depicted to the right (saying that the node pointed by  $x$  has a predecessor). Note that the pattern does not prevent the resulting list from being empty.



**Absence of Garbage.** To express that there should be no garbage, the patterns  $b_{10}$  and  $b_{11}$  are needed. The  $b_{10}$  pattern says that if the list pointed to by  $x$  is empty, there should be no allocated cell. The  $b_{11}$  pattern designed for non-empty lists then builds on that we check the *Doubly-Linkedness* property too. When we assume it to hold, the isolated node can never be part of a well-formed list segment: Indeed, since the two edges in  $b_{11}$  are both pointing to the null cell, any possible inclusion of the isolated node into the list results in a pattern that is larger either than  $b_3$  or than  $b_4$ .

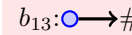


Clearly, the above properties are common for many programs handling doubly-linked lists (the name of the variable pointing to the resulting list can easily be adjusted, and it is easy to cope with multiple resulting lists too). We now describe some more properties that can easily be expressed and checked in our framework.

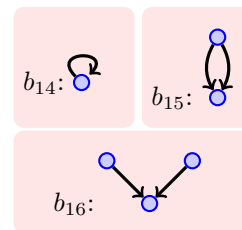
**Absence of Null Pointer Dereferences.** The bad pattern used to prove absence of null pointer dereferences is  $b_{12}$ . A particular feature of this pattern is that it is duplicated many times. More precisely, for each program statement of the form  $y = x.\text{next}(i)$  or  $x.\text{next}(i) = y$ , the pattern is added to the starting set of bad states  $S_{bad}$  coupled with the program counter just before the operation. In other words, we construct a state that we know would result in a null pointer dereference if reached and try to prove that the configuration is unreachable. The construction for dangling pointer dereferences is analogous.



**Cyclicity.** To encode that a doubly-linked list is cyclic, we use  $b_{13}$  as a bad pattern. Given that we already have *Doubly-Linkedness*, we only need to enforce that the list is not terminated. This is achieved by the existence of a null pointer in the list since such a pointer will break the doubly-linkedness property. Note that this relies on the fact that the result actually is a doubly-linked list.



**Treeness.** To violate the property of being a tree, the data structure must have a cycle somewhere, two paths to the same node, or two incoming edges to some node. The bad patterns for trees are thus the set  $\{b_{14}, b_{15}, b_{16}\}$  depicted to the right.



**A Remark on Garbage.** Note that the treatment of garbage presented above is not universal in the sense that it is valid for all data structures. In particular, if the data structure under consideration is a tree, garbage cannot be expressed in our present framework. Intuitively, there is only one path in each direction that ends with null in a doubly-linked list, whereas a tree can have more paths to null. Thus a pattern like  $b_{11}$  is not sufficient

since the isolated node can still be incorporated into the tree in a valid way. One way to solve this problem, which is a possible direction for future work, is to add some concept of *anti-edges* which would forbid certain paths in a structure from arising.

## 6. Reachability Analysis

In this section, we present the algorithm used for analysing the transition system defined in Section 3. We do this by first introducing an abstract transition system that has the property of being *monotonic*. Given this abstract system, we show how to perform *backward reachability analysis*. Such analysis requires the ability to compute the predecessors of a given set of states, all of which is described below.

### 6.1. Monotonic Abstraction

Given a transition system  $T = (S, \longrightarrow)$  and an ordering  $\sqsubseteq$  on  $S$ , we say that  $T$  is monotonic if the following holds. For any states  $sig_1, sig_2$  and  $sig_3$  such that  $sig_1 \sqsubseteq sig_2$  and  $sig_1 \longrightarrow sig_3$ , we can always find a state  $sig_4$  such that  $sig_2 \longrightarrow sig_4$  and  $sig_3 \sqsubseteq sig_4$ .

The transition system defined in Section 3 is not monotonic. We can, however, construct an over-approximation  $\longrightarrow_A$  of the transition relation  $\longrightarrow$  in such a way that it becomes monotonic. The new transition relation  $\longrightarrow_A$  can be constructed from  $\longrightarrow$  by using the state  $sig_3$  from the definition of monotonicity as the  $sig_4$  required by the definition. Formally,  $s \longrightarrow_A s'$  iff there is an  $s''$  such that  $s'' \sqsubseteq s$  and  $s'' \longrightarrow s'$ .

Figure 4 shows an example of when the transition system of Section 3 is not monotonic. Namely, under the original transition relation  $\longrightarrow$ , the only successor of  $sig_2$  is  $sig_4$ , yet  $sig_3$  and  $sig_4$  are unrelated. By adding an additional transition from  $sig_3$  to  $sig_2$ , we ensure that the transition relation  $\longrightarrow_A$  gives a monotonic transition system.

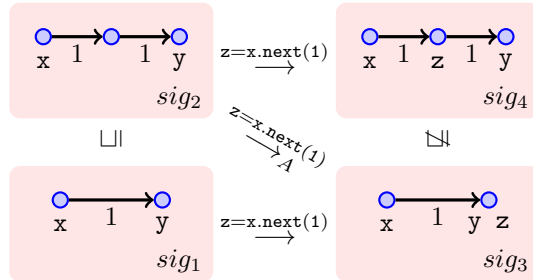


Fig. 4. Example of Monotonic Abstraction

Since our abstraction generates an over-approximation of the original transition system, if it is shown that no bad pattern is reachable under this abstraction, the result holds for the original program too. The inverse does not hold, and so the analysis may generate false alarms, which, however, does not happen in our experiments. Further, the analysis is not guaranteed to terminate in general. However, it has terminated in all the experiments we have done with it (cf. Section 7).

## 6.2. Auxiliary Operations on Signatures

To perform backward reachability analysis, we need to compute the predecessor relation. We show how to compute the set of predecessors for a given signature with respect to the abstract transition relation  $\rightarrow_A$ .

In order to compute  $pre$ , we define a number of auxiliary operations. These operations consist of *concretizations*; they add “missing” components to a given signature. The first operation adds a variable  $x$ . Intuitively, given a signature  $sig$ , in which  $x$  is missing, we add  $x$  to all places in which  $x$  may occur in heaps satisfying  $sig$ .

Let  $M^\# = M \cup \{\#\}$  and  $sig = (\overline{M}, E, s, t, \tau, \lambda)$ . We define the set  $sig^\uparrow(\lambda(x) \in M^\#)$  to be the set of all signatures  $sig' = (\overline{M}', E', s', t', \tau', \lambda')$  s.t. one of the following is true:

- $\lambda(x) \in M^\#$  and  $sig = sig'$ . The variable is already present in  $sig$ , so no changes need to be made.
- $\lambda(x) = \perp$  and  $sig \triangleleft_x sig'$ . We add  $x$  to a cell that is explicitly represented in  $sig$ .
- $\lambda(x) = \perp$ , and  $sig \triangleleft_{\lambda'(x)} \triangleleft_x sig'$ . We add  $x$  to a cell that is missing in  $sig$ . Note that according to the definition of  $\llbracket sig \rrbracket$ , there may exist cells in  $h \in \llbracket sig \rrbracket$  that are not explicitly represented in  $sig$ .

We now define an operation that adds a missing edge between two specific cells in a signature. Given cells  $m_1 \in M, m_2 \in \overline{M}$ , we say that a signature  $sig'$  is in the set  $sig^\uparrow(m_1 \xrightarrow{c} m_2)$  if one of the following is true:

- There is an  $e \in E$  such that  $s(e) = m_1, t(e) = m_2, \tau(e) = c$  and  $sig' = sig$ . The edge is already present, so no addition of edge is needed.
- There is an  $e \in E$  such that  $s(e) = m_1, t(e) = m_2, \tau(e) = \perp$ , there is no  $e' \in E$  such that  $s(e') = m_1$  and  $\tau(e') = c$ , and we have  $sig' = sig.\tau[e \mapsto c]$ . There is a decolored edge whose color we can update to  $c$ . To do this we need to ensure that there is no such edge already.
- There is no  $e \in E$  such that  $s(e) = m_1$  and  $\tau(e) = c$ ,  $|s^{-1}(m_1)| \leq 1$  and  $sig' = sig \boxplus (m_1 \xrightarrow{c} m_2)$ . The edge is not present, and  $m_1$  does not already have an outgoing edge of color  $c$ . We add the edge to the graph.

The third operation adds labels  $x$  and  $y$  to the signature in such a way that they both label the same cell.

Formally, we say that a signature  $sig'$  is in the set  $sig^\uparrow(\lambda(x) = \lambda(y))$  if one of the following is true:

- $\lambda(x) \in M^\#, \lambda(x) = \lambda(y)$  and  $sig' = sig$ . Both labels are already present and labeling the same cell, so no changes are needed.
- $\lambda(x) = \perp, \lambda(y) \in M^\#$  and  $sig' = sig.\lambda[x \mapsto \lambda(y)]$ . The label  $x$  is not present, so we add it to the cell that is labeled by  $y$ .

- $\lambda(y) = \perp$  and there is a  $sig_1 \in sig\uparrow(\lambda(x) \in M^\#)$  such that  $sig' = sig_1.\lambda[y \mapsto \lambda_1(x)]$ . The label  $y$  is not present, so we add it to a signature where  $x$  is guaranteed to be present.

### 6.3. Computing Predecessors

We will now describe how to compute the predecessors of a signature  $sig$  and an operation  $op$ , written  $pre(op)(sig)$ .

Assume a signature  $sig = (\overline{M}, E, s, t, \tau, \lambda)$ . We define  $pre(x = \text{malloc}())(sig)$  as the set  $sig'$  of signatures such that there are signatures  $sig_1$ ,  $sig_2$ , and  $sig_3$  satisfying

- $sig_1 \in sig\uparrow(\lambda(x) \in M^\#)$ ,  $\lambda_1(x) \neq \#$ , there is no  $y \in X \setminus \{x\}$  such that  $\lambda_1(y) = \lambda_1(x)$ ,  $t^{-1}(\lambda(x)) = \emptyset$ , and for all  $e \in E_1$  such that  $s_1(e) = \lambda_1(x)$  it holds that  $t_1(e) = *$ ,
- $sig_2 = sig_1 \ominus \lambda_1(x)$ ,
- $sig' = sig_2.\lambda[x \mapsto \perp]$ .

We let  $pre(x = y)(sig)$  be the set  $sig'$  of signatures such that there is a signature  $sig_1$  satisfying  $sig_1 \in sig\uparrow(\lambda(x) = \lambda(y))$  and  $sig_1 \triangleleft_x sig'$

Next, we define  $pre(x == y)(sig)$  as the  $sig\uparrow(\lambda(x) = \lambda(y))$ . On the other hand, we define  $pre(x != y)(sig)$  to be the set of all  $sig' = (\overline{M}', E', s', t', \tau', \lambda')$  with  $\lambda'(x) \neq \lambda'(y)$  and such that there is a signature  $sig_1 \in sig\uparrow(\lambda(x) \in M^\#)$  such that  $sig' \in sig_1\uparrow(\lambda(y) \in M^\#)$ .

Further,  $pre(x = y.\text{next}(i))(sig)$  is defined as the set of all signatures  $sig' = (\overline{M}', E', s', t', \tau', \lambda')$  such that there are  $sig_1$ ,  $sig_2$ ,  $sig_3$  with

- $sig_1 = sig\uparrow(\lambda(x) \in M^\#)$ ,
- $sig_2 = sig_1\uparrow(\lambda(y) \in M^\#)$ ,
- $sig_3 \in sig\uparrow(\lambda_2(y) \xrightarrow{i} \lambda_2(x))$ , and
- $sig' = sig_3.\lambda[x \mapsto \perp]$ .

We let  $pre(x.\text{next}(i) = y)(sig)$  be the set of all  $sig' = (\overline{M}', E', s', t', \tau', \lambda')$  such that there are  $sig_1$ ,  $sig_2$ ,  $sig_3$ , and  $e \in E_3$  with

- $sig_1 = sig\uparrow(\lambda(x) \in M^\#)$ ,
- $sig_2 = sig_1\uparrow(\lambda(x) \in M^\#)$ ,
- $sig_3 \in sig\uparrow(\lambda_2(x) \xrightarrow{i} \lambda_2(y))$ ,
- $s_3(e) = \lambda_3(x)$ ,  $t_3(e) = \lambda_3(y)$ ,  $\tau(e) = i$ , and
- $sig' = sig_3 \boxplus e$ .

Finally, we define  $pre(\text{free}(x))(sig)$  to be the set of all signatures  $sig' = (\overline{M}', E', s', t', \tau', \lambda')$  where there exists  $sig_1 = (\overline{M}_1, E_1, s_1, t_1, \tau_1, \lambda_1)$ ,  $sig_2$ , and  $m \notin \overline{M}_1$  such that the following holds:

- $\lambda(x) = *$

- $\overline{M}_1 = \overline{M}$ ,  $E_1 = E \setminus t^{-1}(*)$ ,  $s_1 = s|_{E_1}$ ,  $t_1 = t|_{E_1}$ ,  $\tau_1 = \tau|_{E_1}$  and for all  $y \in X$ ,  $\lambda_1(y) = \perp$  if  $\lambda(y) = *$ ,  $\lambda_1(y) = \lambda(y)$  otherwise,
- $sig_2 = sig_1.(\overline{M} := \overline{M} \cup \{m\})$ , and
- $sig' = sig_2.\lambda[x \mapsto m]$ .

#### 6.4. The Reachability Algorithm

We are now ready to describe the backward reachability algorithm used for checking safety properties. Given a set  $S_{bad}$  of bad patterns for the property under consideration, we compute the successive sets  $S_0, S_1, S_2, \dots$ , where  $S_0 = S_{bad}$  and  $S_{i+1} = \bigcup_{s \in S_i} pre(s)$ . Whenever a signature  $s$  is generated such that there is a previously generated  $s'$  with  $s' \sqsubseteq s$ , we can safely discard  $s$  from the analysis. When all the newly generated signatures are discarded, the analysis is finished. The generated signatures at this point denote all the heaps that can reach a bad heap using the approximate transition relation  $\rightarrow_A$ . If all the generated signatures characterize sets that are disjoint from the set of initial states, the safety property holds.

**Remark.** As the configurations of the transition system are pairs consisting of a heap and a control state, the set  $S_{bad}$  is a set of pairs where the control state is a given state, typically the exit state in the control flow graph. This extension is straightforward. For a more in depth discussion of monotonic abstraction and backwards reachability, see [1].

#### 6.5. Correctness of *pre*

We devote the rest of this section to prove that the function *pre* in fact computes the predecessors with respect to the abstract transition relation  $\rightarrow_A$  defined in Section 6.1. We start by proving several lemmas.

The first lemma states that the removal of a label is commutative with other ordering operations.

**Lemma 1.** *If  $sig_1$  and  $sig_2$  are signatures such that  $\lambda_1(x) \in M_1^\#$ , then  $sig_1 \triangleleft_x \triangleleft sig_2 \iff sig_1 \triangleleft \triangleleft_x sig_2$ .*

**Proof.** We prove the lemma by considering all possible cases for  $\triangleleft$ .

- *Isolated Cell Deletion.* By definition of the order steps,  $sig_1 \triangleleft_x \triangleleft sig_2$  means that for some isolated  $m \in M_2$ , we have  $sig_1 = (sig_2 \ominus m).\lambda[x \mapsto \perp] = (\overline{M} \setminus \{m\}, E, s, t, \tau, \lambda).\lambda[x \mapsto \perp] = (\overline{M} \setminus \{m\}, E, s, t, \tau, \lambda[x \mapsto \perp]) = (\overline{M}, E, s, t, \tau, \lambda[x \mapsto \perp]) \ominus m = (sig_2.\lambda[x \mapsto \perp]) \ominus m$ . The second step is due to the fact that  $m$  is isolated. Further, the fact that  $sig_1 = (sig_2.\lambda[x \mapsto \perp]) \ominus m$  gives us  $sig_1 \triangleleft \triangleleft_x sig_2$  again by definition of the order steps.
- *Edge Deletion.* By definition,  $sig_1 \triangleleft_x \triangleleft sig_2$  means that for some edge  $e \in E_2$ , we have  $sig_1 = (sig_2 \boxminus e).\lambda[x \mapsto \perp] = (\overline{M}_2, E_2 \setminus \{e\}, s_2|_{E_2 \setminus \{e\}}, t_2|_{E_2 \setminus \{e\}}, \tau_2|_{E_2 \setminus \{e\}}, \lambda_2).\lambda[x \mapsto \perp] = (\overline{M}_2, E_2 \setminus$

$\{e\}, s_2|_{E_2 \setminus \{e\}}, t_2|_{E_2 \setminus \{e\}}, \tau_2|_{E_2 \setminus \{e\}}, \lambda_2[x \mapsto \perp]) = (\overline{M}_2, E_2, s_2, t_2, \tau_2, \lambda_2[x \mapsto \perp]) \boxplus e = (sig_2.\lambda[x \mapsto \perp]) \boxplus e$ . This gives us by the definition of the order steps that  $sig_1 \triangleleft \triangleleft_x sig_2$

- *Contraction.* By definition,  $sig_1 \triangleleft_x \triangleleft sig_2$  means that there is a simple cell  $m \in M_2$  and edges  $e_1, e_2 \in E_2$  with  $t_2(e_1) = m$  and  $s_2(e_2) = m$  such that  $sig_1 = ((sig_2.t[e_1 \mapsto t_2(e_2)]) \ominus m).\lambda[x \mapsto \perp] = ((\overline{M}_2, E_2, t_2[e_1 \mapsto t_2(e_2)], s_2, \tau_2, \lambda_2) \ominus m).\lambda[x \mapsto \perp] = (\overline{M}_2 \setminus \{m\}, E_2 \setminus \{e_2\}, s_2|_{E_2 \setminus \{e_2\}}, t_2[e_1 \mapsto t_2(e_2)]|_{E_2 \setminus \{e_2\}}, \tau_2|_{E_2 \setminus \{e_2\}}, \lambda_2).\lambda[x \mapsto \perp] = (\overline{M}_2 \setminus \{m\}, E_2 \setminus \{e_2\}, s_2|_{E_2 \setminus \{e_2\}}, t_2[e_1 \mapsto t_2(e_2)]|_{E_2 \setminus \{e_2\}}, \tau_2|_{E_2 \setminus \{e_2\}}, \lambda_2[x \mapsto \perp]) = (\overline{M}_2, E_2, t_2[e_1 \mapsto t_2(e_2)], s_2, \tau_2, \lambda_2[x \mapsto \perp]) \ominus m = ((\overline{M}_2, E_2, t_2, s_2, \tau_2, \lambda_2[x \mapsto \perp]).t[e_1 \mapsto t_2(e_2)]) \ominus m = ((sig_2.\lambda[x \mapsto \perp]).t[e_1 \mapsto t_2(e_2)]) \ominus m$ . Note that the third equality comes from the fact that  $e_2$  must be the only edge touching  $m$  since  $m$  is simple in  $sig_2$ , and we therefore only need to subtract the set  $\{e_2\}$  from  $E_2$ . This gives us by the definition of the order steps that  $sig_1 \triangleleft \triangleleft_x sig_2$
- *Edge Decoloring.* By definition,  $sig_1 \triangleleft_x \triangleleft sig_2$  means that for some edge  $e \in E_2$ , we have  $sig_1 = (sig_2.\lambda[x \mapsto \perp]).\tau[e \mapsto \perp] = (\overline{M}_2, E_2, s_2, t_2, \tau_2, \lambda_2[x \mapsto \perp]).\tau[e \mapsto \perp] = (\overline{M}_2, E_2, s_2, t_2, \tau_2[e \mapsto \perp], \lambda_2[x \mapsto \perp]) = (\overline{M}_2, E_2, s_2, t_2, \tau_2[e \mapsto \perp], \lambda_2).\lambda[x \mapsto \perp] = (sig_2.\tau[e \mapsto \perp]).\lambda[x \mapsto \perp]$ . This gives us by the definition of the order steps that  $sig_1 \triangleleft \triangleleft_x sig_2$ .
- *Label Deletion.* By definition,  $sig_1 \triangleleft_x \triangleleft sig_2$  means that for some label  $y \in X$  such that  $y \neq x$ , we have  $sig_1 = (sig_2.\lambda[y \mapsto \perp]).\lambda[x \mapsto \perp] = (\overline{M}_2, E_2, s_2, t_2, \tau_2, \lambda_2[y \mapsto \perp]).\lambda[x \mapsto \perp] = (\overline{M}_2, E_2, s_2, t_2, \tau_2, \lambda_2[y \mapsto \perp])[x \mapsto \perp] = (\overline{M}_2, E_2, s_2, t_2, \tau_2, \lambda_2[x \mapsto \perp]).\lambda[y \mapsto \perp] = (sig_2.\lambda[x \mapsto \perp]).\lambda[y \mapsto \perp]$ . This gives us by the definition of the order steps that  $sig_1 \triangleleft \triangleleft_x sig_2$ .  $\square$

The next lemma states that if two signatures are related, then the signatures that result from removing the same label from both of them are also related.

**Lemma 2.** *For signatures  $sig_1, sig_2$  such that  $sig_1 \sqsubseteq sig_2$ , it is the case that  $sig_1.\lambda[x \mapsto \perp] \sqsubseteq sig_2.\lambda[x \mapsto \perp]$ .*

**Proof.** By definition,  $sig_1 \sqsubseteq sig_2$  gives us that there is a finite sequence of order steps such that  $sig_1 \triangleleft \dots \triangleleft sig_2$ , and also by definition,  $sig_1.\lambda[x \mapsto \perp] \triangleleft_x sig_1$ . Thus we can construct the sequence  $sig_1.\lambda[x \mapsto \perp] \triangleleft_x sig_1 \triangleleft \dots \triangleleft sig_2$ , and by applying Lemma 1, we get that there is a sequence such that  $sig_1.\lambda[x \mapsto \perp] \triangleleft \dots \triangleleft sig_2.\lambda[x \mapsto \perp] \triangleleft_x sig_2$ . This immediately gives us that  $sig_1.\lambda[x \mapsto \perp] \sqsubseteq sig_2.\lambda[x \mapsto \perp]$ .  $\square$

The further lemma stated below shows that for any sequence of order steps involving the removal of a cell, the removal of that cell can be done later in the sequence.

**Lemma 3.** *For signatures  $sig_1, sig_2, sig_3$  and some  $m \in M_3$  such that  $sig_1 \triangleleft sig_2 \triangleleft_m sig_3$ , there is a signature  $sig_4$  such that  $sig_1 \triangleleft_m sig_4 \sqsubseteq sig_3$ .*



**Proof.** We prove the lemma by considering all the different cases for  $\triangleleft$ , and the two cases for  $sig_2 \triangleleft_m sig_3$ .

- Let  $m \in M_3$  be a simple cell, let  $e_1, e_2 \in E_3$  be the unique (since  $m$  is simple) edges such that  $t_3(e_1) = s_3(e_2) = m$  and assume that  $sig_2 \triangleleft_m sig_3$ . Let  $E' = E_3 \setminus \{e_2\}$ . By definition, we have  $sig_2 = (sig_3.t[e_1 \mapsto t_3(e_2)]) \ominus m = (\overline{M}_3 \setminus \{m\}, E', s_3|_{E'}, t_3[e_1 \mapsto t_3(e_2)]|_{E'}, \tau_3|_{E'}, \lambda_3)$ . Now we analyze all the cases for  $sig_1 \triangleleft sig_2$ :

- *Isolated Cell Deletion.* Assume  $sig_1 \triangleleft sig_2$  due to the deletion of some isolated cell  $m' \in M_2$ . By definition, we have  $sig_1 = sig_2 \ominus m' = (\overline{M}_3 \setminus \{m\}, E', s_3|_{E'}, t_3[e_1 \mapsto t_3(e_2)]|_{E'}, \tau_3|_{E'}, \lambda_3) \ominus m' = (\overline{M}_3 \setminus \{m, m'\}, E', s_3|_{E'}, t_3[e_1 \mapsto t_3(e_2)]|_{E'}, \tau_3|_{E'}, \lambda_3) = (\overline{M}_3 \setminus \{m'\}, E_3, s_3, t_3[e_1 \mapsto t_3(e_2)], \tau_3, \lambda_3) \ominus m = ((sig_3 \ominus m').t[e_1 \mapsto t_3(e_2)]) \ominus m$ , which gives us, by the definitions of the order steps and taking  $sig_4 = sig_3 \ominus m'$ ,  $sig_1 \triangleleft_m sig_4 \triangleleft_{m'} sig_3$ , and consequently,  $sig_1 \triangleleft_m sig_4 \sqsubseteq sig_3$ .
- *Edge Deletion.* Assume  $sig_1 \triangleleft sig_2$  due to deletion of some edge  $e_3 \in E_3$ . By definition, we have  $sig_1 = ((sig_3.t[e_1 \mapsto t_3(e_2)]) \ominus m) \boxplus e_3 = ((\overline{M}_3, E_3, s_3, t_3[e_1 \mapsto t_3(e_2)], \tau_3, \lambda_3) \ominus m) \boxplus e_3 = (\overline{M}_3 \setminus \{m\}, E', s_3|_{E'}, t_3[e_1 \mapsto t_3(e_2)]|_{E'}, \tau_3|_{E'}, \lambda_3) \boxplus e_3$ . We now need to consider the two following cases:

- \* Assume  $e_1 = e_3$ , and let  $E'' = E_3 \setminus \{e_1, e_2\}$ . Then  $sig_1 = (\overline{M}_3 \setminus \{m\}, E', s_3|_{E'}, t_3[e_1 \mapsto t_3(e_2)]|_{E'}, \tau_3|_{E'}, \lambda_3) \boxplus e_3 = (\overline{M}_3 \setminus \{m\}, E', s_3|_{E'}, t_3[e_1 \mapsto t_3(e_2)]|_{E'}, \tau_3|_{E'}, \lambda_3) \boxplus e_1 = (\overline{M}_3 \setminus \{m\}, E'', s_3|_{E''}, t_3[e_1 \mapsto t_3(e_2)]|_{E''}, \tau_3|_{E''}, \lambda_3) = (\overline{M}_3 \setminus \{m\}, E'', s_3|_{E''}, t_3|_{E''}, \tau_3|_{E''}, \lambda_3) = (\overline{M}_3, E'', s_3|_{E''}, t_3|_{E''}, \tau_3|_{E''}, \lambda_3) \ominus m = ((\overline{M}_3, E', s_3|_{E'}, t_3|_{E'}, \tau_3|_{E'}, \lambda_3) \boxplus e_2) \ominus m = ((sig_3 \boxplus e_1) \boxplus e_2) \ominus m$ . We therefore have, by the definition of the ordering operations and taking  $sig_4 = ((sig_3 \boxplus e_1) \boxplus e_2)$ , that  $sig_1 \triangleleft_m sig_4$ . We also get that  $sig_4 \triangleleft_{e_2} \triangleleft_{e_1} sig_3$ , implying  $sig_4 \sqsubseteq sig_3$ , so the lemma holds.
- \* Assume  $e_1 \neq e_3$ , and let  $E'' = E \setminus \{e_2, e_3\}$  and  $E''' = E \setminus \{e_3\}$ . Then  $sig_1 = (\overline{M}_3 \setminus \{m\}, E', s_3|_{E'}, t_3[e_1 \mapsto t_3(e_2)]|_{E'}, \tau_3|_{E'}, \lambda_3) \boxplus e_3 = (\overline{M}_3 \setminus \{m\}, E'', s_3|_{E''}, t_3[e_1 \mapsto t_3(e_2)]|_{E''}, \tau_3|_{E''}, \lambda_3) = (\overline{M}_3, E''', s_3|_{E'''}, t_3[e_1 \mapsto t_3(e_2)]|_{E'''}, \tau_3|_{E'''}, \lambda_3) \ominus m = ((\overline{M}_3, E''', s_3|_{E'''}, t_3|_{E'''}, \tau_3|_{E'''}, \lambda_3).t[e_1 \mapsto t_3(e_2)]) \ominus m = ((sig_3 \boxplus e_3).t[e_1 \mapsto t_3(e_2)]) \ominus m$ . Therefore we get, by the definitions of the ordering operations and by taking  $sig_4 = (sig_3 \boxplus e_3)$ , that  $sig_1 \triangleleft_m sig_4 \triangleleft_{e_3} sig_3$ , and consequently, also  $sig_1 \triangleleft_m sig_4 \sqsubseteq sig_3$ .
- *Contraction.* Assume that there is a simple cell  $m' \in M_2$  such that  $sig_1 \triangleleft_{m'} sig_2$ . Note that  $m'$  has to be simple also in  $sig_3$ , as the number of incoming and outgoing edges for any remaining node is invariant under the contraction operation. Let  $e_3, e_4 \in E_3$  be the unique edges such that  $t_2(e_3) = s_2(e_4) = m'$ . Note that from the definition of simple, we imme-

diately get  $e_1 \neq e_2$ , and  $e_3 \neq e_4$ . Since  $m' \in E_2 \not\cong m$ , we have  $m \neq m'$  and thus  $e_1 \neq e_3$  and  $e_2 \neq e_4$ . We now consider the four possible relations between  $e_1, e_4$  and  $e_2, e_3$  respectively.

- \* Assume  $e_1 \neq e_4$  and  $e_2 \neq e_3$ . By definition we get  $sig_1 = (sig_2.t[e_3 \mapsto t_2(e_4)]) \ominus m' = (\overline{M}_2, E_2, s_2, t_2[e_3 \mapsto t_2(e_4)], \tau_2, \lambda_2) \ominus m' = (\overline{M}_3 \setminus \{m\}, E', s_3|_{E'}, t_3[e_1 \mapsto t_3(e_2)]|_{E'}, \tau_3|_{E'}, \lambda_3) \ominus m' = (\overline{M}_3 \setminus \{m, m'\}, E_3 \setminus \{e_2, e_4\}, s_3|_{E'}|_{E_3 \setminus \{e_2, e_4\}}, t_3[e_1 \mapsto t_3(e_2)]|_{E_3 \setminus \{e_2, e_4\}}, \tau_3|_{E'}|_{E_3 \setminus \{e_2, e_4\}}, \lambda_3) = (\overline{M}_3 \setminus \{m, m'\}, E_3 \setminus \{e_2, e_4\}, s_3|_{E_3 \setminus \{e_2, e_4\}}, t_3[e_1 \mapsto t_3(e_2)]|_{E_3 \setminus \{e_2, e_4\}}, \tau_3|_{E_3 \setminus \{e_2, e_4\}}, \lambda_3)$ . Let  $E'' = E_3 \setminus \{e_4\}$ . By taking  $sig_4 = (\overline{M}_3 \setminus \{m'\}, E'', s_3|_{E''}, t_3[e_3 \mapsto t_3(e_4)]|_{E''}, \tau_3|_{E''}, \lambda_3)$  we immediately get that  $sig_4 \triangleleft_{m'} sig_3$  and also  $sig_1 = (\overline{M}_3 \setminus \{m, m'\}, E_3 \setminus \{e_2, e_4\}, s_3|_{E_3 \setminus \{e_2, e_4\}}, t_3[e_1 \mapsto t_3(e_2)]|_{E_3 \setminus \{e_2, e_4\}}, \tau_3|_{E_3 \setminus \{e_2, e_4\}}, \lambda_3) = (\overline{M}_3 \setminus \{m, m'\}, E_3 \setminus \{e_2, e_4\}, (s_3|_{E''})|_{E_3 \setminus \{e_2, e_4\}}, (t_3|_{E''})|_{E_3 \setminus \{e_2, e_4\}}, \tau_3|_{E''})|_{E_3 \setminus \{e_2, e_4\}}, \lambda_3) = (\overline{M}_3 \setminus \{m'\}, E'', s_3|_{E''}, t_3[e_3 \mapsto t_3(e_4)]|_{E''}, \tau_3|_{E''}, \lambda_3) \ominus m = (\overline{M}_3 \setminus \{m'\}, E'', s_3|_{E''}, (t_3[e_3 \mapsto t_3(e_4)]|_{E''})|_{E''}, \tau_3|_{E''}, \lambda_3) \ominus m = (\overline{M}_3 \setminus \{m'\}, E'', s_3|_{E''}, t_3[e_3 \mapsto t_3(e_4)]|_{E''}, \tau_3|_{E''}, \lambda_3).t[e_1 \mapsto t_2(e_2)] \ominus m = (sig_4.t[e_1 \mapsto t_3(e_2)]) \ominus m' \triangleleft_m sig_4$ .
- \* Assume  $e_1 \neq e_4$  and  $e_2 = e_3$ . Since  $e_2 = e_3 \notin E_2$ ,  $e_3$  is not the incoming edge of  $m'$  in  $sig_2$ . On the other hand we see that  $t_2(e_1) = (t_3[e_1 \mapsto t_3(e_2)])(e_1) = t_3(e_2) = t_3(e_3) = m'$ . Thus  $e_1$  is the incoming edge of  $m'$  in  $sig_2$ , and since  $(t_3[e_1 \mapsto t_3(e_2)]|_{E'})[e_1 \mapsto t_3(e_4)] = (t_3[e_1 \mapsto t_3(e_2)]|_{E'})[e_1 \mapsto t_3(e_4)]|_{E'} = t_3[e_1 \mapsto t_3(e_4)]|_{E'}$  we get by definition that  $sig_1 = (sig_2.t[e_1 \mapsto t_2(e_4)]) \ominus m' = (\overline{M}_2, E_2, s_2, t_2[e_1 \mapsto t_2(e_4)], \tau_2, \lambda_2) \ominus m' = (\overline{M}_3 \setminus \{m\}, E', s_3|_{E'}, t_3[e_1 \mapsto t_3(e_4)]|_{E'}, \tau_3|_{E'}, \lambda_3) \ominus m' = (\overline{M}_3 \setminus \{m, m'\}, E_3 \setminus \{e_2, e_4\}, s_3|_{E_3 \setminus \{e_2, e_4\}}, t_3[e_3 \mapsto t_2(e_4)]|_{E_3 \setminus \{e_2, e_4\}}, \tau_3|_{E_3 \setminus \{e_2, e_4\}}, \lambda_3)$ . Let  $E'' = E_3 \setminus \{e_4\}$ . By taking  $sig_4 = (\overline{M}_3 \setminus \{m'\}, E'', s_3|_{E''}, t_3[e_3 \mapsto t_3(e_4)]|_{E''}, \tau_3|_{E''}, \lambda_3)$  we immediately get that  $sig_4 \triangleleft_{m'} sig_3$ . By noting that  $t_4[e_1 \mapsto t_4(e_2)] = t_4[e_1 \mapsto t_4(e_3)] = (t_3[e_3 \mapsto t_3(e_4)]|_{E''})[e_1 \mapsto t_3(e_4)] = (t_3[e_3 \mapsto t_3(e_4)]|_{E''})(e_3) = t_3[e_2 \mapsto t_3(e_4)]|_{E''}[e_1 \mapsto t_3(e_4)] = t_3[e_2 \mapsto t_3(e_4)]|_{E''}[e_1 \mapsto t_3(e_4)]|_{E''} = t_3[e_1 \mapsto t_3(e_4)]|_{E''}[e_2 \mapsto t_3(e_4)]|_{E''} = t_3[e_1 \mapsto t_3(e_4)]|_{E''}$  therefore  $sig_4.t[e_1 \mapsto t_4(e_2)] \ominus m = (\overline{M}_3 \setminus \{m'\}, E'', s_3|_{E''}, t_3[e_3 \mapsto t_3(e_4)]|_{E''}, \tau_3|_{E''}, \lambda_3).t[e_1 \mapsto t_4(e_2)] \ominus m = (\overline{M}_3 \setminus \{m'\}, E'', s_3|_{E''}, t_3[e_3 \mapsto t_3(e_4)]|_{E''}[e_1 \mapsto t_4(e_2)], \tau_3|_{E''}, \lambda_3) \ominus m = (\overline{M}_3 \setminus \{m'\}, E'', s_3|_{E''}, t_3[e_1 \mapsto t_3(e_4)]|_{E''}, \tau_3|_{E''}, \lambda_3) \ominus m = (\overline{M}_3 \setminus \{m, m'\}, E_3 \setminus \{e_2, e_4\}, s_3|_{E_3 \setminus \{e_2, e_4\}}, t_3[e_3 \mapsto t_2(e_4)]|_{E_3 \setminus \{e_2, e_4\}}, \tau_3|_{E_3 \setminus \{e_2, e_4\}}, \lambda_3) = sig_1$ , so we also have again by definition  $sig_1 \triangleleft_m sig_4$ .
- \* Assume  $e_1 = e_4$  and  $e_2 \neq e_3$ . By definition we get  $sig_1 = sig_2.t[e_3 \mapsto$

$t_2(e_4)] \ominus m' = sig_2.t[e_3 \mapsto t_2(e_1)] \ominus m' = sig_2.t[e_3 \mapsto t_3(e_2)] \ominus m' =$   
 $(\overline{M}_3 \setminus \{m\}, E', s_3|_{E'}, (t_3[e_1 \mapsto t_3(e_2)]|_{E'})[e_3 \mapsto t_3(e_2)], \tau_3|_{E'}, \lambda_3) \ominus m' =$   
 $(\overline{M}_3 \setminus \{m\}, E', s_3|_{E'}, t_3[e_4 \mapsto t_3(e_2)]|_{E'}, \tau_3|_{E'}, \lambda_3) \ominus m' =$   
 $(\overline{M}_3 \setminus \{m\}, E', s_3|_{E'}, t_3[e_3 \mapsto t_3(e_2)]|_{E'}, \tau_3|_{E'}, \lambda_3) \ominus m' =$   
 $(\overline{M}_3 \setminus \{m, m'\}, E_3 \setminus \{e_2, e_4\}, s_3|_{E_3 \setminus \{e_2, e_4\}}, t_3[e_3 \mapsto$   
 $t_3(e_2)]|_{E_3 \setminus \{e_2, e_4\}}, \tau_3|_{E_3 \setminus \{e_2, e_4\}}, \lambda_3) = (\overline{M}_3 \setminus \{m, m'\}, E_3 \setminus$   
 $\{e_2, e_4\}, s_3|_{E_3 \setminus \{e_2, e_4\}}, t_3[e_3 \mapsto t_3(e_2)]|_{E_3 \setminus \{e_2, e_4\}}, \tau_3|_{E_3 \setminus \{e_2, e_4\}}, \lambda_3)$ . Take  
 $sig_4 = sig_3.t_3[e_3 \mapsto t_3(e_4)] \ominus m' = (\overline{M}_3 \setminus \{m'\}, E'', s_3|_{E''}, t_3[e_3 \mapsto$   
 $t_3(e_4)]|_{E''}, \tau_3|_{E''}, \lambda_3)$ . Again by definition we have  $sig_4 \triangleleft_{m'} sig_3$ .  
 Note that since  $e_1 = e_4 \notin E_4$ ,  $e_1$  cannot be the incoming  
 edge of  $m$  in  $sig_4$ . Since  $t_4(e_3) = t_3[e_3 \mapsto t_3(e_4)]|_{E_3 \setminus \{e_4\}}(e_3) =$   
 $t_3(e_4) = t_3(e_1) = m$ ,  $e_3$  is the incoming edge of  $m$  in  $sig_4$ . Since  
 $(t_3[e_3 \mapsto t_3(e_4)]|_{E''})[e_3 \mapsto t_4(e_2)] = (t_3[e_3 \mapsto t_3(e_4)]|_{E''})[e_3 \mapsto$   
 $t_3(e_2)] = (t_3[e_3 \mapsto t_3(e_4)]|_{E''})[e_3 \mapsto t_3(e_2)]|_{E''} = t_3[e_3 \mapsto t_3(e_2)]|_{E''} =$   
 we immediately get that  $sig_4.t[e_3 \mapsto t_4(e_2)] \ominus m = (\overline{M}_3 \setminus$   
 $\{m'\}, E'', s_3|_{E''}, (t_3[e_3 \mapsto t_3(e_4)]|_{E''})[e_3 \mapsto t_4(e_2)], \tau_3|_{E''}, \lambda_3) \ominus m =$   
 $(\overline{M}_3 \setminus \{m'\}, E'', s_3|_{E''}, t_3[e_3 \mapsto t_3(e_2)]|_{E''}, \tau_3|_{E''}, \lambda_3) \ominus m = (\overline{M}_3 \setminus$   
 $\{m, m'\}, E_3 \setminus \{e_2, e_4\}, s_3|_{E_3 \setminus \{e_2, e_4\}}, t_3[e_3 \mapsto$   
 $t_3(e_2)]|_{E_3 \setminus \{e_2, e_4\}}, \tau_3|_{E_3 \setminus \{e_2, e_4\}}, \lambda_3) = sig_1$  and thus  $sig_1 \triangleleft_m sig_4$

\* Assume  $e_1 = e_4$  and  $e_2 = e_3$ . Since  $m'$  is not simple in  $sig_2$ , it cannot hold that  $sig_1 \triangleleft_{m'} sig_2 \triangleleft_m sig_3$ , meaning we get a contradiction in this case.

– *Edge Decoloring.* Assume  $sig_1 \triangleleft sig_2$  due to the the decoloring of some edge  $e \in E_2$ . By definition, we have  $sig_1 = sig_2.\tau[e \mapsto \perp] = (\overline{M}_3 \setminus \{m\}, E', s_3|_{E'}, t_3[e_1 \mapsto t_3(e_2)]|_{E'}, \tau_3|_{E'}[e \mapsto \perp], \lambda_3) = (\overline{M}_3 \setminus \{m\}, E', s_3|_{E'}, t_3[e_1 \mapsto t_3(e_2)]|_{E'}, \tau_3[e \mapsto \perp]|_{E'}, \lambda_3)$ . We now need to consider two cases depending on  $e$ :

\* Case  $e = e_1$ . Take  $sig_4$  as  $((sig_3).\tau[e_1 \mapsto \perp]).\tau[e_2 \mapsto \perp] = (\overline{M}_3, E_3, s_3, t_3, \tau_3[e_1 \mapsto \perp], \lambda_3).\tau[e_2 \mapsto \perp] = (\overline{M}_3, E_3, s_3, t_3, \tau_3[e_1 \mapsto \perp][e_2 \mapsto \perp], \lambda_3)$ , which means by definition of edge decoloring that  $sig_4 \triangleleft \triangleleft sig_3$ , which means that  $sig_4 \sqsubseteq sig_3$ . We also get  $sig_1 \triangleleft_m sig_4$  by contraction on  $m$  since  $(sig_4.t[e_1 \mapsto t_4(e_2)]) \ominus m = ((\overline{M}_3, E_3, s_3, t_3, \tau_3[e_1 \mapsto \perp][e_2 \mapsto \perp], \lambda_3).t[e_1 \mapsto t_4(e_2)]) \ominus m = (\overline{M}_3, E_3, s_3, t_3[e_1 \mapsto t_4(e_2)], \tau_3[e_1 \mapsto \perp][e_2 \mapsto \perp], \lambda_3) \ominus m = (\overline{M}_3 \setminus \{m\}, E', s_3|_{E'}, t_3[e_1 \mapsto t_3(e_2)]|_{E'}, \tau_3[e_1 \mapsto \perp][e_2 \mapsto \perp]|_{E'}, \lambda_3) = (\overline{M}_3 \setminus \{m\}, E', s_3|_{E'}, t_3[e_1 \mapsto t_3(e_2)]|_{E'}, \tau_3[e_1 \mapsto \perp]|_{E'}, \lambda_3) = (\overline{M}_3 \setminus \{m\}, E', s_3|_{E'}, t_3[e_1 \mapsto t_3(e_2)]|_{E'}, \tau_3[e \mapsto \perp]|_{E'}, \lambda_3) = sig_1$ .

\* Case  $e \neq e_1$ . Note that also  $e \neq e_2$  since  $e \in E'$ . Take  $sig_4 = (sig_3).\tau[e \mapsto \perp] = (\overline{M}_3, E_3, s_3, t_3, \tau_3[e \mapsto \perp], \lambda_3)$ . We then by definition have  $sig_4 \triangleleft sig_3$  and also  $sig_1 \triangleleft_m sig_4$  by contraction on  $m$  since  $(sig_4.t[e_1 \mapsto t_4(e_2)]) \ominus m = ((\overline{M}_3, E_3, s_3, t_3, \tau_3[e \mapsto \perp], \lambda_3).t[e_1 \mapsto t_3(e_2)]) \ominus m = (\overline{M}_3 \setminus \{m\}, E', s_3|_{E'}, t_3[e_1 \mapsto t_3(e_2)]|_{E'}, \tau_3[e \mapsto \perp]|_{E'}, \lambda_3)$

$$\perp \upharpoonright_{E', \lambda_3} = sig_1.$$

– *Label deletion.* Follows immediately from Lemma 1.

- Let  $m \in M_3$  be an isolated cell and assume that  $sig_2 \triangleleft_m sig_3$ . By definition  $sig_2 = sig_3 \ominus m = (\overline{M}_3 \setminus \{m\}, E_3, s_3, t_3, \tau_3, \lambda_3)$ . Since  $m$  is isolated in  $sig_3$ , it should be clear that no matter what order step establishes  $sig_1 \triangleleft sig_2$ , taking  $sig_4 = (\overline{M}_1 \cup \{m\}, E_1, s_1, \tau_1, \lambda_1)$  will make  $sig_1 \triangleleft_m sig_4 \triangleleft sig_3$  hold.  $\square$

Lemmas 4 and 5 establish correctness of the concretization. This means that all the signatures in the upward closure of a signature  $sig$  that satisfy the property we concretize are also in the upward closure of the concretization of  $sig$ .

**Lemma 4.** *Consider signatures  $sig_1 \sqsubseteq sig_2$  such that  $\lambda_2(x) \in M^\#$ . Then there exists  $sig_3 \in sig_1 \uparrow(\lambda(x) \in M^\#)$  such that  $\lambda_3(x) \in M^\#$  and  $sig_1 \sqsubseteq sig_3 \sqsubseteq sig_2$ .*

**Proof.** We consider three cases:

- Case  $\lambda_1(x) \neq \perp$ . By definition,  $sig_1 \uparrow(\lambda(x) \in M^\#) = \{sig_1\}$ , and by taking  $sig_3 = sig_1 \sqsubseteq sig_2$ , we get the desired result.
- Case  $\lambda_1(x) = \perp$ ,  $\lambda_2(x) \in M_1^\#$ . Since  $sig_1 \sqsubseteq sig_2$ , we know that there is a finite sequence of ordering operations such that  $sig_1 \triangleleft \dots \triangleleft sig_2$ . Since  $\lambda_1(x) = \perp$  and  $\lambda_2(x) \neq \perp$ , the sequence must contain  $\triangleleft_x$  as one of the operations, because this is the only ordering operation that affects  $\lambda$ . We also know that there cannot be an ordering operation of the form  $\triangleleft_{\lambda_2(x)}$  since  $\lambda_2(x) \in M_1^\#$ . Now we can directly apply Lemma 1 to construct a new sequence  $sig_1 \triangleleft_x sig_4 \triangleleft \dots \triangleleft sig_2$  for some  $sig_4$ . By definition, the set  $sig_1 \uparrow(\lambda(x) \in M^\#)$  will contain all  $sig_5$  such that  $sig_1 \triangleleft_x sig_5$ , and therefore it will specifically contain  $sig_4$ . Thus, taking  $sig_3 = sig_4$ , we get  $sig_1 \triangleleft_x sig_3 \sqsubseteq sig_2$ .
- Case  $\lambda_1(x) = \perp$ ,  $\lambda_2(x) \notin \overline{M}_1$ . We know that there must be some ordering operation of the form  $\triangleleft_{\lambda_2(x)}$ , as  $\lambda_2(x) \notin \overline{M}_1$ . By Lemma 3 and the definition of  $\sqsubseteq$ , we know that there is some  $sig_4$  such that  $sig_1 \triangleleft_{\lambda_2(x)} sig_4 \triangleleft \dots \triangleleft sig_2$ . Now,  $\lambda_4(x) = \perp$  since  $\lambda_2(x)$  has to be either isolated or simple in  $sig_4$ , and therefore there must be an ordering operation of the form  $\triangleleft_x$  in the sequence establishing  $sig_4 \triangleleft \dots \triangleleft sig_2$ . Thus by Lemma 1 there is a signature  $sig_5$  such that  $sig_4 \triangleleft_x sig_5 \triangleleft \dots \triangleleft sig_2$ , implying that  $sig_1 \triangleleft_{\lambda_2(x)} sig_4 \triangleleft_x sig_5$ . By definition,  $sig_5 \in sig_1 \uparrow(\lambda(x) \in M^\#)$ , so taking  $sig_3 = sig_5$ , we get  $sig_1 \triangleleft_{\lambda_2(x)} sig_4 \triangleleft_x sig_3 \triangleleft \dots \triangleleft sig_2$ .  $\square$

**Lemma 5.** *Consider signatures  $sig_1 \sqsubseteq sig_2$  such that  $\lambda_2(x) = \lambda_2(y)$  for some  $x \neq y$ . Then there exists  $sig_3 \in sig_1 \uparrow(\lambda(x) = \lambda(y))$  such that  $\lambda_3(x) = \lambda_3(y)$  and  $sig_1 \sqsubseteq sig_3 \sqsubseteq sig_2$ .*

**Proof.** We consider three cases:

- Case  $\lambda_1(x) = \lambda_1(y) \in M_1^\#$ . As  $sig_1 \uparrow(\lambda(x) = \lambda(y)) = \{sig_1\}$ , the result is immediate from the assumptions.

- Case  $\lambda_1(x) = \perp, \lambda_1(y) \in M_1^\#$ . By definition of  $\sqsubseteq$ , Lemma 1, and the assumption  $sig_1 \sqsubseteq sig_2$ , we know there must exist a signature  $sig_4$  such that  $sig_1 \triangleleft_x sig_4 \triangleleft \dots \triangleleft sig_2$ . Note that  $\lambda_4(x) = \lambda_4(y)$ . By the definition of  $\triangleleft_x$ , we get that  $\lambda_1 = \lambda_4[x \mapsto \perp]$ . Since  $x \neq y$ , we get  $\lambda_1(y) = \lambda_4[x \mapsto \perp](y) = \lambda_4(y) = \lambda_4(x)$  and thus  $\lambda_1[x \mapsto \lambda_1(y)] = \lambda_4[x \mapsto \perp][x \mapsto \lambda_1(y)] = \lambda_4[x \mapsto \lambda_1(y)] = \lambda_4[x \mapsto \lambda_4(x)] = \lambda_4$ . This means that  $sig_4 = (\overline{M}_1, E_1, s_1, t_1, \tau_1, \lambda_1[x \mapsto \lambda_1(y)]) \in sig_1 \uparrow (\lambda(x) = \lambda(y))$ , so taking  $sig_3 = sig_4$  gives the desired result.
- Case  $\lambda_1(y) = \perp$ . By Lemma 4, we know that there is some  $sig_4 \in sig_1 \uparrow (\lambda(x) \in M^\#)$  such that  $sig_1 \sqsubseteq sig_4 \sqsubseteq sig_2$ . By the same argument as in the previous case, we can conclude that  $sig_4 \sqsubseteq sig_4.\lambda[y \mapsto \lambda_4(x)] \sqsubseteq sig_2$ , and we are done by taking  $sig_3 = sig_4.\lambda[y \mapsto \lambda_4(x)]$ . Note that  $sig_3 \in sig_1 \uparrow (\lambda(x) = \lambda(y))$ .  $\square$

We are now ready to establish correctness of the *pre* operation. The below theorem ensures that the set computed by the function *pre* in fact does include all the predecessors of  $sig_3$  with respect to the abstract transisiton relation  $\longrightarrow_A$ . We show the proof for four program statements. The proofs for the remaining cases are similar.

**Theorem 6 (Correctness of *pre*)** *Consider signatures  $sig_1, sig_2, sig_3$  and an operation  $op$  such that  $sig_1 \xrightarrow{op}_A sig_3$  or, equivalently,  $sig_1 \xrightarrow{op} sig_2$  and  $sig_3 \sqsubseteq sig_2$ . Then there is a  $sig_4 \in pre(op)(sig_3)$  such that  $sig_4 \sqsubseteq sig_1$ .*

**Proof.** We prove the lemma by considering 7 different cases depending on the type of *op*. Due to space restrictions, we show three cases. The remaining cases are similar.

- (1) Let *op* be  $x == y$ . By the definition of  $\longrightarrow$ , we have  $sig_1 = sig_2$ . By Lemma 5 and the definition of  $pre(x == y)$ , we know that there is a  $sig'$  such  $sig_3 \sqsubseteq sig' \sqsubseteq sig_2 = sig_1$ , so by taking  $sig_4 = sig'$ , the theorem holds.
- (2) Let *op* be  $x != y$ . By the definition of  $\longrightarrow$ , we have  $sig_1 = sig_2$  and  $\lambda_2(x) \neq \lambda_2(y)$ . By Lemma 4 there are signatures  $sig' \in sig_3 \uparrow (\lambda(x) \in M^\#)$  and  $sig'' \in sig' \uparrow (\lambda(y) \in M^\#)$  such that  $sig_3 \sqsubseteq sig' \sqsubseteq sig'' \sqsubseteq sig_2 = sig_1$ . By definition we know that  $sig'' \in pre(x != y)$ , so by taking  $sig_4 = sig''$ , the theorem holds.
- (3) Let *op* be  $x = y$ . By the definition of  $\longrightarrow$ , we have  $sig_2 = sig_1.\lambda[x \mapsto \lambda_1(y)]$  and  $\lambda_1(y) = \lambda_2(x) = \lambda_2(y) \in M^\#$ . Since  $sig_3 \sqsubseteq sig_2$  and  $\lambda_2(x) = \lambda_2(y)$ , there is  $sig_5 \in sig_3 \uparrow (\lambda(x) = \lambda(y))$ . By Lemma 2, we get that  $sig_5.\lambda[x \mapsto \perp] \sqsubseteq sig_2.\lambda[x \mapsto \perp] = sig_1.\lambda[x \mapsto \lambda_1(y)].\lambda[x \mapsto \perp] = sig_1.\lambda[x \mapsto \perp] \triangleleft_x sig_1$ . Since by definition  $sig_5.\lambda[x \mapsto \perp] \in pre(x = y)$ , the theorem holds.  $\square$

## 7. Implementation and Experimental Results

We have implemented the above proposed method in a Java prototype. To improve the analysis, we combined the backward reachability algorithm with a light-weight flow-based alias analysis to prune the state space. This analysis works by computing

Table 1. Experimental results

Program	Struct	Time	#Sig.
Traverse	DLL	11.4 s	294
Insert	DLL	3.5 s	121
Ordered Insert	DLL	19.4 s	793
Merge	DLL	6 min 40 s	8171
Reverse	DLL	10.8 s	395
Search	Tree	1.2 s	51
Insert	Tree	6.8 s	241

a set of necessary conditions on the program variables for each program counter. Whenever we compute a new signature, we check whether it intersects with the conditions for the corresponding program counter, and if not, we discard the signature. Our experience with this was very positive, as the two analyses seem to be complementary. In particular, programs with limited branching seemed to benefit from the alias analysis.

We also used the result of the alias analysis to add additional information to the signatures. More precisely, suppose that, the alias analysis has given us that at a specific program counter  $pc$ ,  $x$  and  $y$  must alias. Furthermore, suppose that we compute a signature  $sig$  that is missing at least one of  $x$  and  $y$  at  $pc$ . We can then safely replace  $sig$  with  $sig \uparrow (\lambda(x) = \lambda(y))$ .

In Table 1, we show results obtained from experiments with our prototype. We considered programs traversing doubly-linked lists, inserting into them (at the beginning or according to the value of the element being inserted—since the value is abstracted away, this amounts to insertion to a random place), merging ordered doubly-linked lists (the ordering is ignored), and reversing them. We also considered algorithms for searching an element in a tree and for inserting new leaves into trees. We ran the experiments using a PC with Intel Core 2 Duo 2.2 GHz and 2GB RAM (using only one core as the implementation is completely serial). The table shows the time it took to run the analysis, and the number of signatures computed throughout the analysis. For each program manipulating doubly-linked lists, we used the set  $\{b_1, b_2, \dots, b_{11}\}$  as described in Section 5 as the set of bad states to start the analysis from. For the programs manipulating trees, we used the set  $\{b_{14}, b_{15}, b_{16}\}$ .

The obtained results show that the proposed method can indeed successfully handle non-trivial properties of non-trivial programs. Despite the high running times for some of the examples, our experience gained from the prototype implementation indicates that there is a lot of space for further optimizations as discussed in the following section.

## 8. Conclusions and Future Work

We have proposed a method for using monotonic abstraction and backward analysis for verification of programs manipulating multiply-linked dynamic data structures. The most attractive feature of the method is its simplicity, concerning the way the

shape properties to be checked are specified as well as the abstraction and predecessor computation used. Moreover, the abstraction used in the approach is rather generic, not specialised for some fixed class of dynamic data structures. The proposed approach has been implemented and successfully tested on several programs manipulating doubly-linked lists and trees.

An important direction for future work is to optimize the operations done within the reachability algorithm. This especially concerns checking of entailment on the heap signatures (e.g., using advanced hashing methods to decrease the number of signatures being compared) and/or minimization of the number of generated signatures (perhaps using a notion of a coarser ordering on signatures that could be gradually refined to reach the current precision only if a need be). It also seems interesting to parallelize the approach since there is a lot of space for parallelization in it. We believe that such improvements are worth the effort since the presented approach should—in principle—be applicable even for checking complex properties of complex data structures such as skip lists which are very hard to handle by other approaches without their significant modifications and/or help from the users. Finally, it is also interesting to think of extending the proposed approach with ways of handling non-pointer data, recursion, and/or concurrency.

**Acknowledgement.** The first two authors were supported by the Swedish UP-MARC project. The third author was supported by the Czech Ministry of Education (projects COST OC10009 and MSM 0021630528), the Czech Science Foundation (project P103/10/0306), the internal BUT project FIT-S-12-1, and the EU/Czech IT4Innovations Centre of Excellence CZ.1.05/1.1.00/02.0070.

## References

- [1] P.A. Abdulla, Well (and Better) Quasi-Ordered Transition Systems. *Bulletin of Symbolic Logic*, 16:457–515, 2010.
- [2] P.A. Abdulla, M. Atto, J. Cederberg, and R. Ji: Automated Analysis of Data-Dependent Programs with Dynamic Memory. In *Proc. of ATVA'09, LNCS 5799*, Springer, 2009.
- [3] P.A. Abdulla, N. Ben Henda, G. Delzanno, and A. Rezine. Handling Parameterized Systems with Non-atomic Global Conditions. In *Proc. of VMCAI'08, LNCS 4905*, Springer, 2008.
- [4] P.A. Abdulla, A. Bouajjani, J. Cederberg, F. Haziza, and A. Rezine. Monotonic Abstraction for Programs with Dynamic Memory Heaps. In *Proc. of CAV'08, LNCS 5123*, Springer, 2008.
- [5] A. Bouajjani, P. Habermehl, A. Rogalewicz, and T. Vojnar. Abstract Regular Tree Model Checking of Complex Dynamic Data Structures. In *Proc. of SAS'06, LNCS 4134*, Springer, 2006.
- [6] C. Calcagno, D. Distefano, P.W. O'Hearn, and H. Yang. Compositional Shape Analysis by Means of Bi-abduction. In *Proc. of POPL'09*, ACM Press, 2009.
- [7] J.V. Deshmukh, E.A. Emerson, and P. Gupta. Automatic Verification of Parameterized Data Structures. In *Proc. of TACAS'06, LNCS 3920*, Springer, 2006.
- [8] P. Habermehl, L. Holík, A. Rogalewicz, J. Šimáček, and T. Vojnar. Forest Automata for Verifi-

- cation of Heap Manipulation. Technical Report FIT-TR-2011-01, FIT BUT, Czech Republic, 2011. <http://www.fit.vutbr.cz/~isimacek/pub/FIT-TR-2011-01.pdf>
- [9] P. Madhusudan, G. Parlato, and X. Qiu. Decidable Logics Combining Heap Structures and Data. In *Proc. of POPL'11*, ACM Press, 2011.
  - [10] A. Møller and M. Schwartzbach. The Pointer Assertion Logic Engine. In *Proc. of PLDI'01*, ACM Press, 2001.
  - [11] H. H. Nguyen, C. David, S. Qin, and W. N. Chin. Automated Verification of Shape and Size Properties via Separation Logic. In *Proc. of VMCAI'07, LNCS 4349*, Springer, 2007.
  - [12] J.C. Reynolds. Separation Logic: A Logic for Shared Mutable Data Structures. In *Proc. of LICS'02*, IEEE CS, 2002.
  - [13] S. Rieger and T. Noll. Abstracting Complex Data Structures by Hyperedge Replacement. In *Proc. of ICGT'08, LNCS 5214*, Springer, 2008.
  - [14] S. Sagiv, T.W. Reps, and R. Wilhelm. Parametric Shape Analysis via 3-valued Logic. *TOPLAS*, 24(3), 2002.
  - [15] H. Yang, O. Lee, J. Berdine, C. Calcagno, B. Cook, D. Distefano, and P.W. O'Hearn. Scalable Shape Analysis for Systems Code. In *Proc. of CAV'08, LNCS 5123*, Springer, 2008.
  - [16] K. Zee, V. Kuncak, and M. Rinard. Full Functional Verification of Linked Data Structures. In *Proc. of PLDI'08*, ACM Press, 2008.