

# River restoration, habitat heterogeneity and biodiversity: a failure of theory or practice?

MARGARET A. PALMER<sup>\*,†</sup>, HOLLY L. MENNINGER<sup>‡</sup> AND EMILY BERNHARDT<sup>§</sup>

<sup>\*</sup>Chesapeake Biological Laboratory, University of Maryland Center for Environmental Science, Solomons, MD, U.S.A.

<sup>†</sup>Department of Entomology, University of Maryland, College Park, MD, U.S.A.

<sup>‡</sup>NY Invasive Species Research Institute, Cornell University, Ithaca, NY, U.S.A.

<sup>§</sup>Department of Biology, Duke University, Durham, NC, U.S.A.

## SUMMARY

1. Stream ecosystems are increasingly impacted by multiple stressors that lead to a loss of sensitive species and an overall reduction in diversity. A dominant paradigm in ecological restoration is that increasing habitat heterogeneity (HH) promotes restoration of biodiversity. This paradigm is reflected in stream restoration projects through the common practice of re-configuring channels to add meanders and adding physical structures such as boulders and artificial riffles to restore biodiversity by enhancing structural heterogeneity.

2. To evaluate the validity of this paradigm, we completed an extensive evaluation of published studies that have quantitatively examined the reach-scale response of invertebrate species richness to restoration actions that increased channel complexity/HH. We also evaluated studies that used manipulative or correlative approaches to test for a relationship between physical heterogeneity and invertebrate diversity in streams that were not in need of restoration.

3. We found habitat and macroinvertebrate data for 78 independent stream or river restoration projects described by 18 different author groups in which invertebrate taxa richness data in response to the restoration treatment were available. Most projects were successful in enhancing physical HH; however, only two showed statistically significant increases in biodiversity rendering them more similar to reference reaches or sites.

4. Studies manipulating structural complexity in otherwise healthy streams were generally small in scale and less than half showed a significant positive relationship with invertebrate diversity. Only one-third of the studies that attempted to correlate biodiversity to existing levels of in-stream heterogeneity found a positive relationship.

5. Across all the studies we evaluated, there is no evidence that HH was the primary factor controlling stream invertebrate diversity, particularly in a restoration context. The findings indicate that physical heterogeneity should not be the driving force in selecting restoration approaches for most degraded waterways. Evidence suggests that much more must be done to restore streams impacted by multiple stressors than simply re-configuring channels and enhancing structural complexity with meanders, boulders, wood, or other structures.

6. *Thematic implications:* As integrators of all activities on the land, streams are sensitive to a host of stressors including impacts from urbanisation, agriculture, deforestation, invasive species, flow regulation, water extractions and mining. The impacts of these individually or in combination typically lead to a decrease in biodiversity because of reduced water

Correspondence: Margaret A. Palmer, Chesapeake Biological Laboratory, University of Maryland Center for Environmental Science, Solomons, MD 20688, U.S.A. E-mail: mpalmer@umd.edu

	F	W	B	2	3	7	2	<b>B</b>	Dispatch: 2.12.09	Journal: FWB	CE: Aftab Begum
	Journal Name			Manuscript No.					Author Received:	No. of pages: 18	PE: Mahendra

quality, biologically unsuitable flow regimes, dispersal barriers, altered inputs of organic matter or sunlight, degraded habitat, etc. Despite the complexity of these stressors, a large number of stream restoration projects focus primarily on enhancing HH; we show that this is not a wise investment. Managers should critically diagnose the stressors impacting an impaired stream and invest resources first in repairing those problems most likely to limit restoration.

*Keywords:* diversity, habitat, heterogeneity, invertebrate, restoration, river, stream

## Introduction

Ecological science has a long history of using theory to guide and advance knowledge. Alongside prominent theories such as those related to island biogeography and trophic cascades, the role of habitat heterogeneity (HH) in promoting species diversity is one of the most often cited concepts in ecology (Ricklef & Schluter, 1993). Theoretical and empirical work on species diversity dates to the early days of ecological icons such as Hutchinson (1959) and MacArthur & MacArthur (1961), and there is a large body of research on the link between species diversity and HH or complexity (McCoy & Bell, 1991; Tews *et al.*, 2004). Species diversity has been shown to increase with HH for a variety of species ranging from birds and mammals to insects and demersal fish (MacArthur & MacArthur, 1961; Murdoch, Peterson & Evans, 1972; Kaiser, Rogers & Ellis, 1999). The mechanisms are numerous and not necessarily mutually exclusive: HH may provide greater surface area, more physical refugia, and higher or more varied supplies of limiting resources. Thus, areas that in all other respects are ecologically equivalent but have a greater habitat variety may provide more ecological niches for members of a community, thereby promoting diversity (Warfe, Barmuta & Wotherspoon, 2008).

The assumption that high HH promotes biodiversity in stream ecosystems began appearing in the published literature over 30 years ago, and research directly comparing levels of species diversity across streams or stream reaches that differ with respect to geomorphic and/or in-stream HH began appearing regularly by the 1970s and continues today (e.g. Hynes, 1970; Allan, 1975; Williams, 1980; Muotka & Syrjanen, 2007; Jähnig, Lorenz & Hering, 2008). Stream ecologists recognised early on that the term heterogeneity was being used very loosely by ecologists (Erman & Erman, 1984) – it could refer to habitat

complexity (technically the spatial arrangement of patches), habitat diversity (the number of types of habitats in an area), or even environmental variability within a habitat over time (Li & Reynolds, 1995). Attempts were made to go beyond correlative field studies in which it is difficult to separate heterogeneity from other confounding parameters that may also influence diversity such as average substrate particle size or food availability (Wise & Molles, 1979). Thus, a number of experimental studies began to emerge in which the diversity of particle sizes or their spatial arrangement was manipulated (e.g. O'Connor, 1991; Downes, Hindell & Bond, 2000). Despite mixed results from these studies, which we briefly review later, the assumption that HH promotes biodiversity in streams persists and has even been incorporated as a fundamental principle into textbooks (e.g. Allan & Castillo, 2007).

In addition to its theoretical basis, HH has received a great deal of attention in the environmental management arena because influencing habitat structure seems more tractable than influencing many other factors believed to support or enhance biodiversity (e.g. productivity, disturbance regime; Bell, Fonseca & Motten, 1997; Palmer, Hakenkamp & Nelson-Baker, 1997). Furthermore, arguments that species diversity may contribute to community stability and ecosystem function have increased the focus on biodiversity in the restoration context (Naeem *et al.*, 1994; Tilman, 1996). While the relationship between diversity and ecosystem function has been hotly debated, there is a general consensus that ecosystem function probably does decline as species are lost (Hooper *et al.*, 2005; Cardinale *et al.*, 2006). Indeed, a meta-analysis of work in eight different European grasslands suggests that different species have a disproportionate impact on different functions so that maintenance of multifunctional ecosystems may require maintenance of high species diversity (Hector & Bagchi, 2007). If both

functional diversity and response diversity within functional groups are high, an ecosystem may exhibit a great deal of resilience in the face of environmental changes (Elmqvist *et al.*, 2003) while species poor assemblages may have a reduced capacity for community adaptation to compensate for changes in environmental conditions.

Given this theoretical backdrop, it is not surprising that today a central tenet of restoration ecology is that an ecosystem's ability to withstand disturbances (i.e. be more stable) may be critical to its long term survival following restoration, and that this ability is enhanced when species diversity, and thus functional redundancy, is high (Falk, Palmer & Zedler, 2006; Lake, Bond & Reich, 2007). The desire to restore biodiversity in streams and rivers that have been degraded by land use change, agriculture, or other environmental stressors has primarily emerged over the last decade as the emphasis has shifted from restoration of single species (typically salmonid fisheries) to restoration of entire stream ecosystems and the suite of services they provide (Palmer *et al.*, 2007). Along with this shift has come a strong focus on restoration of HH beyond the simple restoration of specific flows or habitats used by fish (Roni, Hanson & Beechie, 2008). Concordant with the shifted focus on HH was the increased usage of various measures of benthic invertebrate diversity, particularly of sensitive taxa, as indicators of stream health and restoration outcome (Karr & Chu, 1999; Allan & Castillo, 2007).

In 2000, field experiments were initiated to investigate the link between HH and restoration of biodiversity in streams. To our surprise, we found no change in invertebrate diversity in response to massive reach-scale manipulations of substrate heterogeneity ( $D_{84} : D_{50}$ ) as a restoration treatment for experimentally disturbed stream reaches (Brooks *et al.*, 2002). At the time, we attributed this 'negative' finding to a lack of statistical power or an experimental scale that was inadequate. However, a few years later, Pretty *et al.* (2003) and Lepori *et al.* (2005) published complementary results indicating that increasing physical HH as part of restoration efforts on a number of European rivers did not result in increased biodiversity of fish or invertebrates. These papers were published at about the same time that the first comprehensive database on river and stream restoration was developed for the U.S. (Bernhardt *et al.*, 2005; Palmer *et al.*, 2005). This database showed

that channel re-configuration and in-stream habitat improvements that increased heterogeneity were among the most common goals of U.S. stream restoration (Fig. 1). Similar databases were not available for other parts of the world, but literature from European projects clearly suggested a similar trend: river and stream restoration projects were relying heavily on channel re-configuration that added meanders and physical structures such as boulders and artificial riffles to enhance the structural heterogeneity of stream channels (Brookes, Knight & Shields, 1996; Harrison *et al.*, 2004). As evidenced by interviews with project managers across the U.S. (Palmer *et al.*, 2007), the focus on HH in river restoration is quite common and clearly reflects the assumption that habitat complexity promotes biotic recovery and particularly biodiversity (Harper *et al.*, 1997; Palmer *et al.*, 1997; Gerhard & Reich, 2000).

Because the prevalence of projects that manipulate stream channels remains high despite the costs (Bernhardt *et al.*, 2007; Tullos *et al.*, 2009), we felt it was time to revisit the links between geomorphic and in-stream HH and biological diversity in the context of restoration. Thus, we ask what evidence is there that stream restoration projects designed to enhance channel complexity or heterogeneity lead to an increase in aquatic biodiversity? To address this question, we synthesised the results of published studies that quantitatively evaluated invertebrate responses to the physical restoration of a degraded river or stream.

## Methods

We conducted literature searches that included publications for the period 1975–2008. We did not restrict our searches to any particular journals, and we began by using the ISI Web of Science to search by crossing the following keywords: [Restoration OR Rehabilitation] AND [Stream OR River] AND Invertebrates. This search resulted in 113 articles (through December 2009). Each paper was scanned to assess its relevance to the motivating question and in a few cases authors were contacted to clarify issues and/or obtain original data. The criteria we used for relevance were: (i) the paper must describe results from monitoring the restoration of a degraded river or stream; (ii) the paper must provide quantitative data on invertebrate species richness; (iii) the paper must provide

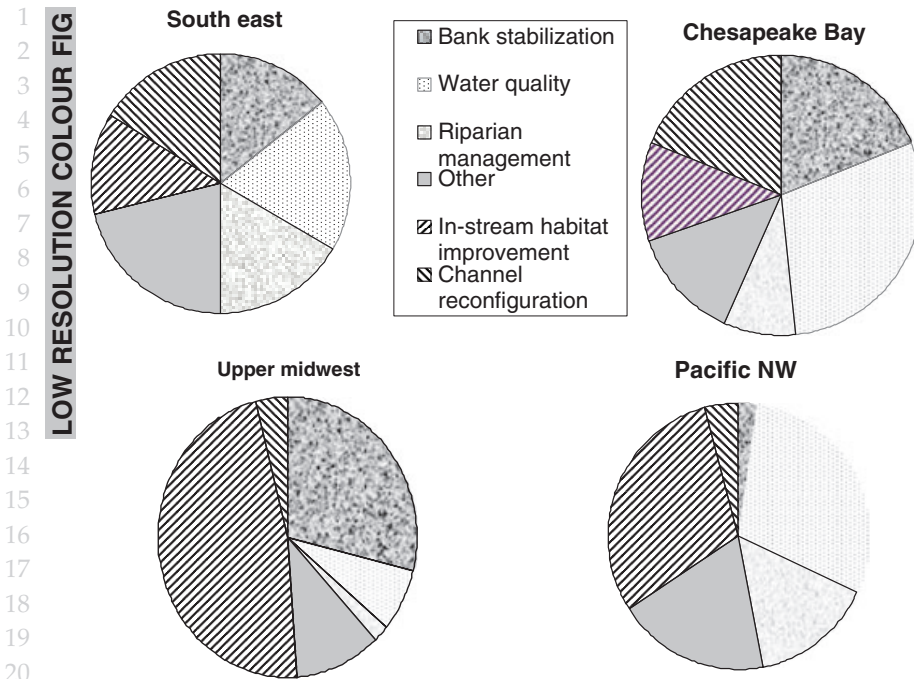


Fig. 1 Pie charts showing that channel re-configuration and in-stream habitat enhancements are among the most common restoration actions throughout the U.S. Data from Alexander & Allan (2007), Hassett, Palmer & Bernhardt (2007), Rumps *et al.* (2007) and Sudduth, Meyer & Bernhardt (2007). **10**

23 data on HH or else explicitly state that one of the  
24 restoration goals was to enhance habitat or channel  
25 complexity/heterogeneity; (iv) papers were not included  
26 that reported only on single habitats within a  
27 stream (e.g. invertebrate diversity on aquatic plants or  
28 wood with no information on the rest of the stream-bed)  
29 or that reported on a river or stream that was seriously  
30 polluted by mining or some other non-diffuse source. A  
31 number of papers were eliminated immediately based  
32 simply on the abstract; all other papers were read in  
33 full. We also evaluated the literature cited of every  
34 paper from the culled ISI search and found >30  
35 potentially relevant articles that were not identified  
36 in the initial ISI search.

37 We extracted information from each paper on  
38 why, how and when the restoration was done, how  
39 channel or HH was assessed, the number of independent  
40 restoration projects that were evaluated, and the  
41 outcome of each project with respect to invertebrate  
42 species richness. In most cases, authors reported  
43 results of statistical analyses, and in all cases, we  
44 were careful to use the author's written conclusions  
45 in evaluating project outcome with respect to  
46 invertebrate taxa richness (S = restoration significantly  
47 affected richness; NS = restoration had no significant  
48 impact; Inc = inconclusive results). Some of the  
49 papers reported on more than one

project (e.g. Harrison *et al.*, 2004; Tullós *et al.*, 2009)  
but we only counted these as separate projects in our  
tally if they were truly independent of one another  
(i.e. in a different stream and part of a separate  
restoration project). In three cases, we had to use  
more than one publication by a group of authors to  
obtain all the needed information, and in two cases,  
original data on species richness were provided  
directly by the author (Muotka; Tullós). Our  
evaluation was meant to serve as a qualitative  
assessment of the effects of restoration of  
heterogeneity on biodiversity. A quantitative  
evaluation using some form of statistical  
meta-analysis to determine the magnitude of the  
response to heterogeneity was not attempted  
because only a subset of the studies provided  
all the information required for such an  
analysis (e.g. sample sizes, variance).

Finally, to provide ancillary information, we  
completed the same literature search without the  
keyword 'restoration' and examined all papers  
that specifically tested for a relationship  
between physical heterogeneity in streams and  
invertebrate taxa richness (i.e. presumably in  
'healthy' streams or rivers). The search  
produced 113 articles, a surprisingly similar  
number to the earlier search, but the articles  
did not overlap extensively. We also found a  
number of older papers that did not turn up  
in the 'restoration'-excluded ISI



search but were in the literature cited of some of the papers from that search. We used a similar process as described earlier to cull projects that were irrelevant; the criteria were the same except that no mention of restoration was necessary. We classified the relevant papers into two groups: studies that manipulated HH in an otherwise healthy stream and studies that attempted to correlate invertebrate diversity with existing HH. From each paper, we extracted information on the location of the study, what was measured, and the outcome.

## Results

We found 78 independent restoration projects described by 18 different studies that met our criteria (Table 1). In all cases, efforts were made to enhance HH through restoration actions, and invertebrate taxa richness was measured in the restored reaches and/or at reference reaches upstream or in the watershed; some of the studies sampled pre- as well as post-restoration, but only a few did so at both restoration and reference sites (Table 1). Various anthropogenic stressors motivated the restoration efforts. Thirty-two of the projects were completed in the U.S. because of impacts from urbanisation or agriculture, while the remaining projects were performed in European, Australian, or Asian rivers to correct past practices of channelisation. Most of the projects involved geomorphic reconfiguration in the form of altering the channel, re-grading banks, creating more pool-riffle complexes, and adding in-stream structures such as boulders and wood (Table 1). In some cases, HH (also termed complexity) was quantitatively evaluated by measuring attributes such as reach-scale variance in particle size or current velocity in the restored versus unrestored reaches (as in Gerhard & Reich, 2000; Negishi & Richardson, 2003; Harrison *et al.*, 2004; Lepori *et al.*, 2005; Jähnig, Lorenz & Hering, 2009); however, in many cases only qualitative statements were made regarding enhanced heterogeneity as a desired project goal or outcome (as in Biggs *et al.*, 1998; Friberg *et al.*, 1998; Larson, Booth & Morley, 2001).

In three of the studies, biological monitoring was completed <2 years following the restoration treatment (Tikkanen *et al.*, 1994; Biggs *et al.*, 1998; Nakano & Nakamura, 2006; Walther & Whiles, 2008); however, some of the studies monitored projects that had

been completed up to 16 years previously (Laasonen, Muotka & Kivijärvi, 1998). The study that examined the largest number of independent projects (in 24 streams), completed monitoring 2–10 years post-restoration with only one sampling visit per project (Tullos *et al.*, 2009). Half of the studies involved monitoring invertebrates in the same stream multiple years following restoration (Table 1).

Of the 18 studies, two reported on one project in which the investigators measured significant increases in taxa richness post-restoration (Edwards *et al.*, 1984; Jungwirth, Moog & Muhar, 1993); one study (Gerhard & Reich, 2000) reporting on two restoration projects found higher taxa richness in one of these projects, while the other showed no significant change in response to the restoration. We report the results of Nakano & Nakamura (2008) as inconclusive because taxa richness increased within one sub-habitat type of the restored reach ('edge habitats') but was not significantly higher at the reach-scale 15–27 months following restoration and their papers make different statements about the restoration outcomes (footnote 3, Table 1). The most comprehensive study in terms of number of projects monitoring, methodological rigour and statistical analysis (Tullos, Penrose & Jennings, 2006; Tullos *et al.*, 2009) reported no significant effect in sixteen restoration projects in agricultural or rural areas; for eight urban projects, they report a slight increase in taxa richness in restored reaches but largely the same taxonomic composition as in unrestored reaches.

The remaining 13 studies representing 66 separate restoration projects reported no significant change in taxa richness in the restored versus reference reaches (Table 1). In every case, we examined findings for the last post-restoration date provided since biotic response could take time and projects varied greatly in terms of how long after restoration they were sampled (1–16 years).

Our search also found 15 studies that manipulated HH in otherwise 'healthy' streams (i.e. streams not slated for restoration) and measured biodiversity following the manipulation (Table 2). Six of these studies reporting on nine independent manipulations found no significant effect of their manipulation on invertebrate species richness, seven found significant results and one was inconclusive. For all except one study that involved whole-riffle manipulations (Brooks *et al.*, 2002), the spatial scale at which the

**Table 1** Restoration of heterogeneity and stream invertebrate diversity. Summary of publications reporting on restoration projects with a goal of enhancing in-stream habitat heterogeneity (HH); number in parentheses indicates how many independent restoration projects were evaluated. Effect on taxa richness in restored versus reference reaches was either significant (S; with *P*-value if provided), non significant (NS), or analysis of the publication(s) was inconclusive (Inc). In all cases, results are at reach or larger scales. In many cases, HH was not quantified using a metric but was described in the article or photographic evidence was available. Text in quotes reflects authors' statements

Study	Location (# projects)	Land use	Restoration and monitoring approaches	Significance of effects
Edwards <i>et al.</i> (1984)	OH, U.S.A. (1)	Hardwood stands in floodplains, row-crops in watershed	Artificial riffles and pools created by layering boulders over earthen fill in a previously channelised river. Post-restoration monitoring on restored, unrestored and least-impacted ('natural') reaches conducted in the 4th, 5th and 6th year post-construction	S – <i>P</i> < 0.001; Indicates project was meant to enhance HH by providing different depths and velocities. Reports that the number of invertebrate families was higher in restored (15.1) versus unrestored (11) versus 'natural' (17.7)
Jungwirth <i>et al.</i> (1993)	Lower Austria (1)	Pastureland	Channel re-configuration completed to remove 'pavement', widen and add more habitat features to a channelised river; pre- and post-monitoring each of 3 years after project	S – Reports wider range of substrate types and increased spatial variance in depths and velocities. Reports an increase in the number of species between restored and channelised reaches but no raw data nor statistics
Tikkanen <i>et al.</i> (1994)	Northern Finland (1)	Coniferous forest with open canopy	Bulldozer 'reworked beds' to create more heterogeneity and boulders added to channel; upstream comparison site with pre- and post-monitoring five times for up to 30 days post-restoration	NS – Reports 'slight increase in bed roughness & mean particle size with a trend toward more turbulent, hydraulically rough conditions'. Reports no 'measurable effect' on species composition; standard error bars in figures but statistics not reported
Biggs <i>et al.</i> (1998)	Jutland, Denmark (1) Southern England (1)	Pastureland	Reconfiguration to add meanders, allow floodplain overflow, added gravel and cobble, created habitats with backwater eddies and pools; monitored pre- and 1 year post-restoration in restored and upstream reaches	NS – Photographs show dramatic increase in channel meandering and in-stream substrate heterogeneity. For both rivers, the macroinvertebrates pre versus post did not differ in number of taxa nor compared to upstream reach
Friberg <i>et al.</i> (1998)	Jutland, Denmark (1)	Unknown, likely farmland	Reconfiguration of channelised reach to add 16 meanders, added gravel and rock material; pre- and post-monitoring in restored and upstream reaches; post-monitoring done four times until 6th year post-restoration	NS – 'Restored reaches were significantly more heterogeneous' than upstream reaches. Taxa richness relative to upstream reach fluctuated from year to year; lower in 4th year but higher in 6th year; 'overall diversity [of upstream reach] similar to that of restored reach'. No statistics reported
Laasonen <i>et al.</i> (1998)*	Northeastern Finland (6)	Mostly forested	Previously channelised streams restored to enhance 'habitat heterogeneity'; monitoring completed 8 or 16 years post-restoration in restored and reference sites	NS – Relative bed roughness higher in restored channels and additional depths and flows were present compared to unrestored. Species richness not higher (in some cases lower) than in channelised (unrestored) reaches

Table 1 Continued

Study	Location (# projects)	Land use	Restoration and monitoring approaches	Significance of effects
Gerhard & Reich (2000)	Hesse, Germany (2)	Spruce, alder, beech forest	Channelised sections received inputs of large wood – the Joseklein River received them ‘passively’ following tree cutting and floods; the Lude had ‘bundles’ added. Post-restoration monitoring completed 4 years in both restored and unrestored reaches	S (Joseklein), NS (Lude) – Quantified number of microhabitats/reach including woody debris, boulders, ‘stones’, sand and leaves; restored reaches had more microhabitat patches per metre than unrestored reach. Species richness higher in restored reaches of Joseklein ( <i>P</i> -values not reported), but no difference between restored and unrestored in the Lude
Larson <i>et al.</i> (2001)	WA, U.S.A. (4)	Urban	Degraded urban streams rehabilitated to ‘enhance habitat’ by adding wood that resulted in ‘geomorphic changes to channel’; Pre-restoration samples collected for three streams; post-restoration monitoring for 2–10 years in restored and upstream sections	NS – ‘Significantly increased channel complexity’; No significant difference in invertebrates between manipulated and reference sites (used an Index of Biotic Integrity which included data on species richness)
Muotka <i>et al.</i> (2002) <sup>†</sup> Muotka & Syrjänen (2007)	Northern Finland (7)	Deciduous forests	Formerly channelised reaches restored ‘using earth-moving machinery’; improved heterogeneity by placing boulder dams, deflectors, cobble, pebbles and wood in channel; Pre- and post-restoration monitoring 2, 4, 8 years after restoration in restored, unrestored and least disturbed reference sites	NS – Restoration resulted in a statistically significant increase in channel complexity. Authors suggest channels are on a ‘trajectory to recovery’ based on invertebrate abundance and some taxa but indicates they do not have all the taxa that natural streams have
Purcell <i>et al.</i> (2002)	CA, U.S.A. (1)	Urban, suburban	Removed culverts and re-configured channel to desired sinuosity; added step pools, rocks and riparian vegetation to highly degraded urban stream. Monitoring completed 3 years post-restoration in restored and unrestored reaches; also monitored project restored 10 years ago as a comparison	NS – Increased channel complexity by meanders, step pools but also increased vegetation in buffers and removed all concrete. Taxa richness in 1999 overlapped in all three sites: restored (22.7 taxa), previously restored (22.3) and unrestored (22); no statistical analysis provided; Oddly, abstract and discussion conclude ‘biological condition improved’
Negishi & Richardson (2003)	BC, Canada (1)	Coniferous forests	Placed boulder clusters in a stream reach that had been ‘anthropogenically altered’ (simplified streambed) due to bridge construction; no excavation activities involved. Sampled treatment reach and two upstream reaches twice pre- and once post-restoration in year 1, three times in year 2	NS – ‘Increased habitat heterogeneity’ compared to pre-treatment and compared to reference reach; assessed statistically using coefficient of variation of velocity, substrate and depth. Restoration had ‘no significant impact on taxa richness’; ‘effect negligible’. Statistical analysis completed but <i>P</i> -levels not provided

Table 1 Continued

Study	Location (# projects)	Land use	Restoration and monitoring approaches	Significance of effects
Harrison <i>et al.</i> (2004)	Lowlands, U.K. (13)	Agricultural	Restored channelised streams by adding in-stream flow deflectors made of large cobble and/or adding gravel and cobble to create heterogeneous riffles; Monitored 'rehabilitated' and nearby 'un-rehabilitated reference' in each of 2 years that were 4–9 years after rehabilitation	NS – 'Increased flow and depth heterogeneity' relative to control reaches (coefficient of variability in flow and depth reported in Fig. 5 of Pretty <i>et al.</i> , 2003). No statistically significant difference in 'taxa richness between rehabilitated stretch and reference stretch'; $P = 0.19$ and $0.23$ . (Note – author indicates substantial difference in species richness between habitats within reaches; complex paper due to design)
Moerke <i>et al.</i> (2004)	IN, U.S.A. (1)	Riparian trees and shrubs intact, formerly agriculture	Channel reconfiguration for habitat improvement on a channelised stream; created 'natural' pool-riffle sequences, added wood, boulders and gravel; stabilised streambanks, planted vegetation. Monitored restored and un-restored reference reaches once pre-restoration and once per year for 5 years post-restoration	NS – Restored reaches with significantly higher habitat quality [used an index that includes diverse types of habitats]. No significant difference in Shannon Diversity between restored and un-restored reaches for any of the 5 years post-restoration
Lepori <i>et al.</i> (2005)	Northern Sweden (4)	Managed forest	Reconfigured to remove bank armoring, widened channel, added new habitat features including boulders to a previously channelised river; post-restoration monitoring on restored and two un-restored streams; restorations occurred at different times 3–8 years prior to study	NS – Heterogeneity quantified by direct measures of bed profiles; statistically higher heterogeneity in restored versus un-restored sites (heterogeneity was 8 SD greater in restored reaches versus un-restored). No statistical difference in species richness between restored and un-restored ( $P = 0.769$ )
Nakano & Nakamura (2008) <sup>†</sup>	Northern Japan (1)	Photo in 2008 paper shows pastureland and forest	Channel reconfiguration in 2002 to re-create meandering in one reach and add rock groynes in another reach that had been channelised; post-restoration sampling in each of two habitat types (edge, mid-channel) of each reach completed five times (3, 8, 15, 20, 27 months)	<i>Inc</i> – Re-measured reach had significantly more edge habitat which had different depths, velocities and sediments; reach with groynes with more variable flows. Taxa richness in edge habitat of restored reach higher than in edges of channelised reach but in mid-channel habitat no difference between restored and un-restored reaches. Statistical analysis indicates taxa richness in restored reach after 15, 20 and 27 months was not different from (unrestored) reach
Jähnig & Lorenz (2008)	Central highlands, Germany (7)	Forest (60%) and pasture + agriculture (30%)	Three previously channelised reaches 'actively' restored to create a multi-channel (braided) form by removing bank 'reinforcements' and widening channels while four were restored 'passively' by not maintaining channelisation and allowing multiple-channel formation. Post-restoration sampling completed once for each site 2–9 years following restoration	NS – Extensive measurements of habitat complexity including coefficient of variation in depths and velocity; also report number of habitat types, spatial arrangement and substrate size. Restoration resulted in statistically significant increase in heterogeneity. Author concludes: 'Despite higher habitat diversity, alpha [taxa] diversity has not changed'



Table 1 Continued

Study	Location (# projects)	Land use	Restoration and monitoring approaches	Significance of effects
Tullos <i>et al.</i> (2009)	NC, U.S.A. (24)	8 urban, 8 rural and 8 agricultural	Evaluated eight projects in which restoration involved reconfiguring channels in streams that had 'lost channel complexity' (based on morphometric measures and amount of large wood debris/length of stream). Monitoring conducted 1–4 years post-restoration; 24 streams not all restored at the same time	NS (rural, agricultural) – 16; S/NS (urban) – 8; For rural and agricultural catchments, average channel complexity lower in restored reaches; in urban areas not significantly different. Taxa richness averaged over eight sites not significantly different for rural and agricultural streams but taxonomic composition was. In urban streams, average taxa richness across eight sites was slightly higher in restored reaches but species composition no different – both had depauperate fauna. Authors conclude: 'restoration acted as a disturbance, a filter against organisms' [of certain functional groups]
Walther & Whiles (2008)	IL, U.S.A. (1)	Forest, agriculture and wetlands	Constructed riffles and pools by adding 25 rock weirs ('constructed riffles') to a channel that had been modified, had flow diversions and was geomorphically degraded. Post-restoration sampling completed 1 year following implementation of projects in restored and unrestored reaches	NS – In-stream 'hydraulic heterogeneity' increased as well as presence of rock structures and new riffle/pool complexes. Raw data for taxa richness not provided but authors report: 'Mean taxa richness across all sampled habitats was $22.0 \pm 1.2$ (mean $\pm 1$ SE) in 2003 and $23.8 \pm 1.1$ in 2004. Rock weirs did not have higher richness and did not result in higher diversity at the reach level despite differences in composition'

\*Authors reported on 13 streams but only the six streams that had been restored 8 or 16 years prior to monitoring are independent of the streams studied in Muotka *et al.* (2002).

<sup>†</sup>Muotka supplied raw data to confirm our understanding of the published work.

<sup>‡</sup>Results from Tables 1 & 2 in Nakano & Nakamura (2008) show taxa richness initially increased (3 and 8 months post-restoration) but later was significantly lower than reference reaches (15, 20, 27 months post-restoration); however, in a different publication (Nakano *et al.*, 2008) authors stated that 'taxa richness was always higher [in the restored reach] than the channelized reach'.

**Table 2** Studies manipulating habitat heterogeneity (HH). Studies reporting on projects in which invertebrate species richness was tracked after enhancing physical HH in a stream not designated for restoration. All projects occurred in streams with forested buffers except three: Stewart *et al.* (2003), Arrington *et al.* (2005) and Schneider & Winemiller (2008). When significance levels for statistical tests were provided, they are reported along with the conclusion of S, NS, or Inc (significant, non-significant, inconclusive, respectively)

Study	Location and land use	Heterogeneity manipulation	Significance of effect
Allan (1975)	CO, U.S.A.	Mixed stream substrate of different sizes in colonisation pans placed in riffles	NS – Concluded that sampling and colonisation trays with mixed substrates ‘suggestive’ of a heterogeneity effect but no consistent results
Wise & Molles (1979)	NM, U.S.A.	Mixed stream substrates of different sizes in colonisation baskets put in riffles	NS – Concluded that increasing substrate heterogeneity did not increase species richness
Williams (1980)	ON, Canada	Mixed four sizes of stream substrates in wire baskets and placed in riffles	Not heterogeneity driving species diversity and composition
Erman & Erman (1984)	Three independent experiments: two in CA, U.S.A. One in CO, U.S.A.	California: mixed stream substrates of different sizes but held median size constant Colorado: filled colonisation trays with natural substrates of differing surface complexity	California – NS, $P > 0.05$ – NS, $P > 0.05$ Colorado – NS, $P > 0.05$
Clifford <i>et al.</i> (1989)	AB, Canada	Rough versus smooth tiles	$S - P < 0.05$
O'Connor (1991)	Vic., Australia	Blocks of wood with and without grooves	$S - P < 0.0001$ , higher species richness on grooved wood
Douglas & Lake (1994)	Melbourne, Australia	Bricks, grooved in various ways	$S - P < 0.0001$ , species richness increased with surface complexity
Death (2006), unpubl. data	North Island, New Zealand	Bricks, grooved or not	NS
Downes <i>et al.</i> (1998)	Vic. Australia	Bricks with added pits and cracks	NS/S – $P = 0.094$ on day 14; $P = 0.048$ on day 28
Downes (2000)	Vic., Australia	Roughened versus smooth bricks	$S - P < 0.001$
Brooks <i>et al.</i> (2002)	VA, U.S.A.	Manipulated substrate size in 12 reaches of a stream so that $D_{84} : D_{50}$ was high, medium, or low but median size held constant	NS – $P = 0.314$
Stewart <i>et al.</i> (2003)	VA, U.S.A.	Attached varying numbers of stones to concrete slabs and placed these in the river	$S - P < 0.006$
Taniguchi & Tokeshi (2004)	Reihoku-Machi, Japan	Stone plates with variable numbers of cavities	$S -$ in three of four seasons, $P < 0.05$
Arrington <i>et al.</i> (2005)	Plains region, Venezuela	High versus low complexity patches created using ceramic blocks	Inc – significance unresolved; invertebrate results not analysed separately in the paper (contacted author who believes there was a difference)
Schneider & Winemiller (2008)	TX, U.S.A.	High versus low complexity patches created using sticks	$S -$ Higher family richness on more complex patches

biotic response was measured was 1 m<sup>2</sup> or less; most studies measured invertebrate diversity on ceramic tiles, blocks, colonisation trays or small patches of streambed in which habitat complexity had been manipulated using wood, stones, grooves, or artificially created roughness.

Twelve comparative survey studies measured ambient HH and invertebrate species richness in streams that were mostly forested (many in national parks or reserves) (Table 3). Of these, four found a statistically significant relationship, while eight failed to find such a relationship.

**Table 3** Diversity–heterogeneity surveys. Studies in the literature in which physical habitat heterogeneity (HFH) and invertebrate species richness or diversity were measured in a healthy stream; dominant watershed land use is indicated if reported by authors. Scale for sampling and evaluating heterogeneity (riffle, reach, etc.) indicated. When significance levels for statistical tests were provided, they are reported along with the conclusion of S or NS (significant, non-significant, respectively)

Study	Location	Scale (# streams evaluated) land use	Heterogeneity measure	Significance of heterogeneity effect
Beisel <i>et al.</i> (1998)	Northern France	Reach and sub-reach (four streams) Forest	Patch diversity and within – patch diversity (substrate size, flow, depth)	NS – No difference in species richness across patches that differed in substrate or patch ‘richness’ (i.e. heterogeneity) but abstract makes conflicting statements S – Found small, within-patch (e.g. bryophyte patch) complexity was associated with more species
Harper <i>et al.</i> (1997)	Ireland; Czech Republic	Reach (multiple ‘rivers’) Forest	Habitat functional diversity (# of patch categories)	NS – Could not distinguish between main channel (with lower habitat diversity) and floodplain regions with high habitat diversity; attribute it to water quality differences
Minshall & Robinson (1998)	ID, U.S.A.	Reach (32 streams) Forest	Coefficient of variation in substrate size	NS – Compared substrate C.V. to species richness among the three groups of streams
Robson & Chester (1999)	Hobart, Tasmania	Riffles (one stream) Unknown land use	Fractal dimension within patches and number of patches within a riffle (substrate size)	S – $P < 0.05$ ; More species on boulder-cobble riffles than in bedrock riffles
Buffagni <i>et al.</i> (2000)	North Italy	Reach (one river) ‘unaltered with high water quality’	Identified dominant habitats (units) and characterised each based on substrate, flow, depth, roughness	NS – Paper focused on showing that species habitat type (unit) is not a surrogate for biota but authors also provide data on roughness, means and SD for flow, depth, grain size. The number of taxa in a habitat unit was not clearly related to the C.V. of flow, depth and grain size or roughness
Brown (2003)	NH, U.S.A.	Riffles (one stream) Forest	Substrate heterogeneity (size) using diversity indices	S – Biodiversity increased and temporal variability decreased with heterogeneity
Boyero & Bosch (2004)	Panama	Riffles (one stream) Forest	Variability in substrate types (qualitatively assessed size) and velocity in riffle	S – Species richness was statistically significantly higher on stones in riffles that had varying substrate sizes and variation in velocity across the riffle; potential problem is authors only sampled three stones per riffle
Urban <i>et al.</i> (2006)	CT, U.S.A.	Multi-scale study: riffle to watershed (18 streams) Streams along urbanisation gradient	Variation in habitat, substrate and flow	NS – Most important variable explaining diversity was riparian vegetation and landscape scale (watershed) factors

Table 3 Continued

Study	Location	Scale (# streams evaluated) land use	Heterogeneity measure	Significance of heterogeneity effect
Robertson & Milner (2006)	AK, U.S.A.	Riffles (15 streams) Forest	Standard deviation of mean substrate size	S – Higher richness in low heterogeneity riffles
Kiffney & Roni (2007)	OR, U.S.A.	Reach (10 streams) Forest	Standard deviation of mean substrate size	NS – Heterogeneity not significant alone but as a covariate helped explain variability in composition (productivity much more important and predators also important as covariate)
Storey & Lynas (2007)	Western Australia	Multiple discrete 'sampling areas' (one river) Forest	Habitat diversity measured as the number of organic and inorganic habitat types within a discrete sampling area	NS – The purpose of the paper was not to explicitly examine species diversity and HH, but we could compare habitat diversity (Table 1) to species richness (Fig. 3)
Morley et al. (2008)	WA, U.S.A.	Riffles over multiple sections (one river) 'Largely' forested	Substrate size heterogeneity, $D_{85} : D_{16}$	NS – Substrate heterogeneity was one of several environmental variables related to richness, but richness and diversity were not higher in high heterogeneity river section

## Discussion

Regardless of the type of stressors that have impacted a stream or river, a focus on physical HH persists as a driving force in the motivation and design of many restoration projects – almost half of the individual projects we found were reported on in 2006–08 alone. Diverse reasons were given for the restorations ranging from past channelisation, various urban impacts, agricultural run-off, flow diversion, or culvert placement; yet, all restoration projects involved some form of channel reconfiguration and enhancement of in-stream structural complexity (Fig. 2). Across all of the studies we evaluated, only three reported significant increases in species richness and one was inconclusive (Table 1). Further, one of these studies found this result for only eight of the 24 restoration projects they evaluated and all eight of those were in urban streams in which there was only a marginal increase in the number of taxa, all of which were typical opportunistic, urban taxa (Tullos *et al.*, 2009). The taxonomic composition was no different from what was found in the unrestored 'control' reaches despite the extensive nature of the restoration projects; the authors concluded that restoration was minimally effective in urban settings (Tullos *et al.*, 2006). This means that across the 78 independent restoration projects monitored by the 18 sets of studies we evaluated, only two of the 78 projects resulted in increases in invertebrate diversity sufficient for the authors to conclude that the project was a biological success.

What can explain this finding? One might conjecture that increases in diversity in response to enhanced heterogeneity were not found because the studies were not sufficiently rigorous in a design or statistical sense. This explanation is particularly appealing given the increased emphasis on effectiveness monitoring in the last 5 years and the number of publications on monitoring practices (e.g. Bernhardt *et al.*, 2005; Falk *et al.*, 2006). However, the best example of a rigorous study of those we reviewed (Tullos *et al.*, 2009) reported results that are very much in line with our conclusions; these authors used replication, had control sites, and used multiple metrics to evaluate biotic outcome yet still found that the majority of projects did not result in increased species diversity.

Perhaps then, the lack of response to heterogeneity was simply because restoration project evaluations



**Fig. 2** Photographs of restoration projects in progress or completed to enhance habitat heterogeneity. Upper left: large equipment is typically used to re-configure and create artificial pools and habitat structures such as the wooden framework that will be used to create under-bank openings for biota. Upper right: rock weirs placed in the channel to deflect flows and add variable flow habitats. Lower right: artificial meanders created by re-configuring the channel. Lower left: in-stream rock structures to create shallow pools downstream.



were conducted without allowing sufficient time for biological recovery; however, many of the studies sampled multiple years following restoration including several for 8–10 years. It is also not possible to uniformly blame the lack of response to a lack of real increases in HH because many of the studies quantified an increase in heterogeneity. Lepori *et al.* (2005) reported an eightfold increase in heterogeneity in the restored versus unrestored reaches, and the projects evaluated by Harrison *et al.* (2004) had significantly higher heterogeneity (quantified with coefficient of variation) in flow and depth (Pretty *et al.*, 2003). However, at least one study reported that increases in HH did not necessarily persist a long time even though restoration designs suggested they should; many variables describing habitat complexity and stability did not differ between restored and unrestored sites (Tullos *et al.*, 2009). This is an interesting result in itself because it suggests that aside from biological outcome, restoration practices may have limited effectiveness geomorphically in some settings. In previous evaluations of in-stream enhancement projects, Roni *et al.* (2005) have also emphasised that the durability of in-stream enhancements is highly variable.

Perhaps, invertebrates do not respond to the types or spatial scale of HH enhancements (Brooks *et al.*, 2002), while other aquatic biota do. In-stream habitat enhancement projects are very common for freshwater fish and some studies have shown that salmonids

respond to additions of in-stream structures (largely wood) particularly if the restoration includes reconnection of critical habitats (Roni *et al.*, 2008). However, Steward *et al.* (2009) formally synthesised empirical evidence for the effectiveness of in-stream structural additions in restoring salmonids and concluded that the wide-spread use of these structures is not supported by the data. Structures may attract fish (aggregate them) but this does not mean fish communities are restored.

Is it possible that ecological theory on HH and biodiversity is simply lacking and should not be guiding restoration efforts? To address the basic theory aspect of this question, we went back to the literature and evaluated research that tested for a relationship between HH and invertebrate diversity in healthy streams, i.e. streams not in need of restoration. We found that about half of the studies (9/16) that experimentally manipulated heterogeneity in streams found statistically significant evidence that taxa richness increased (Table 2). For studies that asked if natural variation in HH explained variation in invertebrate diversity, about a third (4/12) reports a significant relationship (Table 3). Thus, despite strong evidence from many terrestrial systems and some aquatic systems that more heterogeneous habitats support higher levels of biodiversity (MacArthur & MacArthur, 1961; McCoy & Bell, 1991; Kerr & Packer, 1997; Tews *et al.*, 2004), the evidence that geomorphic and in-stream HH strongly influence invertebrate

1 diversity in healthy streams remains an open ques-  
2 tion.

3 With respect to the question of whether physical  
4 heterogeneity should be the primary factor guiding  
5 stream restoration efforts, our findings clearly indi-  
6 cated it should not. Our results show that for the  
7 majority of restoration studies to date, biodiversity  
8 was not increased following attempts to enhance  
9 heterogeneity, and, only a subset of studies in healthy  
10 streams have demonstrated a positive biotic response  
11 to high levels of channel or in-stream heterogeneity.  
12 We do not entirely dismiss the idea that heterogeneity  
13 may play an important ecological role in streams but  
14 suggest that because so many other factors influence  
15 stream biodiversity, focusing solely on habitat struc-  
16 ture as the basis of restoration efforts makes little  
17 sense. Heterogeneity may act in concert with factors  
18 such as disturbance regime, food resources and  
19 regional species pools (Lake, 2000; McCabe & Gotelli,  
20 2000; Ward & Tockner, 2001) to influence diversity  
21 (Menninger & Palmer, 2006; Muotka & Syrjanen, 2007;  
22 Warfe *et al.*, 2008), but there is little evidence that HH  
23 is a primary determinant of macroinvertebrate diver-  
24 sity. In fact, for many restoration sites, water quality  
25 may not be sufficient to restore invertebrate diversity  
26 even if heterogeneity were restored – i.e. heterogene-  
27 ity may not have a ‘chance’ to play an important role  
28 in promoting diversity when other constraints such as  
29 high pollutant loads, degraded hydrological regimes,  
30 or lack of a colonist pool exist.

31 We did not set out to identify which of the many  
32 factors may have influenced restoration success or  
33 lack thereof in the studies we evaluated – the  
34 information in the studies is not sufficient to under-  
35 take such a task. However, from attempts by others to  
36 identify the most important factors influencing stream  
37 invertebrate diversity in watersheds with varying  
38 levels of impact, it is clear that HH does not rank  
39 highest on the list. Urban *et al.* (2006) report that  
40 habitat was not as important a predictor as riparian  
41 vegetation and watershed landscape structure, while  
42 Kiffney & Roni (2007) point towards the importance of  
43 food availability. In general, studies show that the  
44 diversity and composition of biotic communities in  
45 streams depend strongly on factors at multiple scales  
46 with catchment-scale variables such as land use being  
47 most important (Townsend *et al.*, 2003; Walsh, Fletcher  
48 & Ladson, 2005). Roni *et al.* (2008) emphasise the  
49 important role of larger-scale factors in promoting

restoration success and advise the following sequence  
of actions for rehabilitating streams and rivers: protect  
critical habitats, improve water quality, restore wa-  
tershed processes (e.g. habitat connectivity, hydrology),  
and *then* improve in-stream habitat. This suggests that  
if water quality, flow and riparian conditions are ade-  
quate then biota may indeed respond to heterogeneity.  
Thus, first and foremost, restoration efforts must target  
the most limiting factor, i.e. the factor that must be  
corrected before biota can return. Most often that  
factor is altered water quantity and quality that can  
only modestly be improved with local (reach-scale)  
interventions, if at all. Practitioners recognise this  
constraint and water quality improvement is the  
primary goal of many river restoration projects  
(Bernhardt *et al.*, 2007), yet practitioners assume  
that structural improvements will promote water  
quality – an assumption even more tenuous than the  
link between HH and macroinvertebrate diversity.

Given the large number of projects that rely on  
reach-scale, structural approaches, our findings have  
serious implications for future restoration efforts.  
Much more must be done to restore streams than  
simply re-configuring channels and enhancing struc-  
tural complexity with meanders, boulders, wood, or  
other structures. The studies we evaluated suggest  
little to no improvement or perhaps even a decline in  
stream health because the restoration actions involved  
in these projects may act as a disturbance (Tullos  
*et al.*, 2009). Further, research that is ongoing in  
our own labs indicates that restoration involving  
traditional channel manipulations often result in a  
decline in invertebrate and plant diversity. If these  
restoration approaches are not working, this begs  
the question: what are the alternatives? First, ‘softer’  
restoration approaches that do not involve full-  
scale manipulation of a channel or its riparian cor-  
ridor are prudent. Second, larger-scale actions  
such as storm-water management, changes in fore-  
stry or agricultural practices, and preservation of  
land and riparian vegetation may be the best hope  
for mitigating the impacts of anthropogenic activi-  
ties in streams (Larson *et al.*, 2001; Fletcher &  
Ladson, 2005; Muotka & Syrjanen, 2007; Saun-  
ders & Fausch, 2007).

Given the lack of evidence to date that the costs  
of channel re-configuration and addition of in-  
stream structures (Bernhardt *et al.*, 2005) are  
offset by biological recovery, we suggest that  
resources should be put

into other actions (Lave, Robertson & Doyle, 2008). Not only are watershed-scale actions known to lead to significant improvements in the ecological health of streams, but whole-watershed perspectives can provide insight into the probability of success of a specific project in a specific place. The extent and position of degraded land, the spatial arrangement of tributaries and the connectivity of suitable habitat all act to determine restoration outcome at individual reaches (Palmer, 2009). While we are far from identifying the relative importance each of multiple factors plays in limiting the success of restoration, we can apply a logical, data-driven approach to choose among various restoration methods and to prioritise sites for restoration. Data such as those presented in the papers we evaluated are critical to making progress in restoring our waterways.

### Acknowledgments

This paper was presented at the September 2008 multiple stressors symposium in Windermere, U.K. We wish to thank: the sponsors and organisers of the meeting, most particularly the Freshwater Biological Association of the U.K.; an anonymous reviewer, and constructive comments from J.D. Allan. This work was supported by a grant from the David and Lucille Packard Foundation as well as support from the EPA Collaborative Network for Sustainability (Award # 8832206). This is contribution number 4314 from the University of Maryland Center for Environmental Science.

### References

Alexander G.G. & Allan J.D. (2007) Ecological success in stream restoration: case studies from the midwestern United States. *Environmental Management*, **40**, 245–255.

Allan J.D. (1975) Distributional ecology and diversity of benthic insects in Cement Creek, Colorado. *Ecology*, **56**, 1040–1053.

Allan J.D. & Castillo M.M. (2007) *Stream Ecology: Structure and Function of Running Waters*. 436 pp. Springer, Dordrecht, the Netherlands.

Arrington D.A., Winemiller K.O. & Layman C.A. (2005) Community assembly at the patch scale in a species rich tropical river. *Oecologia*, **144**, 157–167.

Beisel J.N., Usseglio-Polatera P., Thomas S. & Moreteau J.C. (1998) Stream community structure in relation to

spatial variation: the influence of mesohabitat characteristics. *Hydrobiologia*, **389**, 73–88.

Bell S.S., Fonseca M.S. & Motten L.B. (1997) Linking ecological restoration and landscape ecology. *Restoration Ecology*, **5**, 318–323.

Bernhardt E.S., Palmer M.A., Allan J.D. *et al.* (2005) Synthesizing US river restoration efforts. *Science*, **308**, 636–637.

Bernhardt E.S., Sudduth E.B., Palmer M.A. *et al.* (2007) Restoring rivers one reach at a time: results from a survey of US river restoration practitioners. *Restoration Ecology*, **15**, 482–493.

Biggs J., Corfield A., Gron P., Hansen H.O., Walker D., Whitfield M. & Williams P. (1998) Restoration of the rivers Brede, Cole and Skerne: a joint Danish and British EU-LIFE demonstration project, V – short-term impacts on the conservation value of aquatic macroinvertebrate and macrophyte assemblages. *Aquatic Conservation: Marine and Freshwater Ecosystems*, **8**, 241–255.

Boyero L. & Bosch J. (2004) The effect of riffle-scale environmental variability on macroinvertebrate assemblages in a tropical stream. *Hydrobiologia*, **524**, 125–132.

Brookes A., Knight S.S. & Shields F.D. (1996) Habitat enhancement. In: *River Channel Restoration – Guiding Principles for Sustainable Projects* (Eds A. Brookes & F.D. Shields), pp. 76–101. Wiley & Sons, Chichester, UK.

Brooks S.S., Palmer M.A., Cardinale B.J., Swan C.M. & Ribblett S. (2002) Assessing stream ecosystem rehabilitation: limitations of community structure data. *Restoration Ecology*, **10**, 156–168.

Brown B.L. (2003) Spatial heterogeneity reduces temporal variability in stream insect communities. *Ecology Letters*, **6**, 316–325.

Buffagni A., Crosa G.A., Harper D.M. & Kemp J.L. (2000) Using macroinvertebrate species assemblages to identify river channel habitat units: an application of the functional habitats concept to a large, unpolluted Italian river (River Ticino, northern Italy). *Hydrobiologia*, **435**, 213–225.

Cardinale B.J., Srivastava D.S., Duffy J.E., Wright J.P., Downing A.L., Sankaran M. & Jouseau C. (2006) Effects of biodiversity on the functioning of trophic groups and ecosystems. *Nature*, **443**, 989–992.

Clifford H.F., Gotceitas V. & Casey R.J. (1989) Roughness and color of artificial substratum particles as possible factors in colonization of stream invertebrates. *Hydrobiologia*, **175**, 89–95.

Craig L.S., Palmer M.A., Richardson D.C. *et al.* (2008) Stream restoration strategies for reducing river nitrogen loads. *Frontiers in Ecology and the Environment*, **6**, 529–538.



- Douglas M. & Lake P.S. (1994) Species richness of stream stones – an investigation of the mechanisms generating the species–area relationship. *Oikos*, **69**, 387–396.
- Downes B.J., Lake P.S., Schreiber E.S.G. & Glaister A. (1998) Habitat structure and regulation of local species diversity in a stony, upland stream. *Ecological Monographs*, **68**, 237–257.
- Downes B.J., Hindell J.S. & Bond N.R. (2000) What's in a site? Variation in lotic macroinvertebrate density and diversity in a spatially replicated experiment *Austral Ecology*, **25**, 128–139.
- Edwards C., Griswold B., Tubb R., Weber E. & Woods L. (1984) Mitigating effects of artificial riffles and pools on the fauna of a channelized warmwater stream. *North American Journal of Fisheries Management*, **4**, 194–203.
- Elmqvist T., Folke C., Nystrom M., Peterson G., Bengtsson J., Walker B. & Norberg J. (2003) Response diversity, ecosystem change, and resilience. *Frontiers in Ecology and the Environment*, **1**, 488–494.
- Erman D.C. & Erman N.A. (1984) The response of stream macroinvertebrates to substrate size and heterogeneity. *Hydrobiologia*, **108**, 75–82.
- Falk D.A., Palmer M.A. & Zedler J.B. (2006) *Foundations of Restoration Ecology*. 364 pp. Island Press, Washington, DC.
- Friberg N., Kronvang B., Hansen H.O. & Svendsen L.M. (1998) Long-term, habitat-specific response of a macroinvertebrate community to river restoration. *Aquatic Conservation: Marine and Freshwater Ecosystems*, **8**, 87–99.
- Gerhard M. & Reich M. (2000) Restoration of streams with large wood: effects of accumulated and built-in wood on channel morphology, habitat diversity and aquatic fauna. *International Review of Hydrobiology*, **85**, 123–137.
- Harper D., Mekotova J., Hulme S., White J. & Hall J. (1997) Habitat heterogeneity and aquatic invertebrate diversity in floodplain forests. *Global Ecology and Biogeography Letters*, **6**, 275–285.
- Harrison S.S.C., Pretty J.L., Shepherd D., Hildrew A.G., Smith C. & Hey R.D. (2004) The effect of instream rehabilitation structures on macroinvertebrates in lowland rivers. *The Journal of Applied Ecology*, **41**, 1140–1154.
- Hassett B., Palmer M.A. & Bernhardt E.S. (2007) Evaluating stream restoration in the Chesapeake Bay watershed through practitioner interviews. *Restoration Ecology*, **15**, 463–472.
- Hector A. & Bagchi R. (2007) Biodiversity and ecosystem multifunctionality. *Nature*, **448**, 188–190.
- Hutchinson G.E. (1959) Homage to Santa Rosalia or why are there so many kinds of animals? *American Naturalist*, **93**, 145–159.
- Hynes H.B.N. (1970) *The Ecology of Running Waters*. 555 pp. University of Toronto Press, Toronto.
- Jähnig S.C. & Lorenz A.W. (2008) Substrate-specific macroinvertebrate diversity patterns following stream restoration. *Aquatic Sciences*, **70**, 292–303.
- Jähnig S., Lorenz A. & Hering D. (2008) Hydromorphological parameters indicating differences between single- and multiple-channel mountain rivers in Germany, in relation to their modification and recovery. *Aquatic Conservation: Marine and Freshwater Ecosystems*, **18**, 1200–1216.
- Jähnig S., Lorenz A. & Hering D. (2009) Restoration effort, habitat mosaics, and macroinvertebrates – does channel form determine community composition? *Aquatic Conservation: Marine and Freshwater Ecosystems*, **19**, 157–169.
- Jungwirth M., Moog O. & Muhar S. (1993) Effects of river bed restructuring on fish and benthos of a 5th-order stream, Melk, Austria. *Regulated Rivers: Research & Management*, **8**, 195–204.
- Kail J., Hering D., Muhar S., Gerhard M. & Preis S. (2007) The use of large wood in stream restoration: experiences from 50 projects in Germany and Austria. *The Journal of Applied Ecology*, **44**, 1145–1155.
- Kaiser M.J., Rogers S.I. & Ellis J.R. (1999) Importance of benthic habitat complexity for demersal fish assemblages in fish habitat: essential fish habitat and rehabilitation. In: *American Fisheries Society, Symposium 22*. (Ed. L.R. Benaka), pp. 212–223. American Fisheries Society, ?????? **5**
- Karr J.R. & Chu E.W. (1999) *Restoring Life in Running Waters: Better Biological Monitoring*. 206 pp. Island Press, Washington, DC.
- Kerr J.T. & Packer L. (1997) Habitat heterogeneity as a determinant of mammal species richness in high energy regions. *Nature*, **385**, 252–254.
- Kiffney P.M. & Roni P. (2007) Relationships between productivity, physical habitat, and aquatic invertebrate and vertebrate populations of forest streams: an information-theoretic approach. *Transactions of the American Fisheries Society*, **136**, 1088–1103.
- Laasonen P., Muotka T. & Kivijärvi I. (1998) Recovery of macroinvertebrate communities from stream habitat restoration. *Aquatic Conservation: Marine and Freshwater Ecosystems*, **8**, 101–113.
- Lake P.S. (2000) Disturbance, patchiness, and diversity in streams. *Journal of the North American Benthological Society*, **19**, 573–592.
- Lake P.S., Bond N. & Reich P. (2007) Linking ecological theory with stream restoration. *Freshwater Biology*, **52**, 597–615.
- Larson M.G., Booth D.B. & Morley S.A. (2001) Effectiveness of large woody debris in stream rehabilitation



- projects in urban basins. *Ecological Engineering*, **18**, 211–226.
- Lave R., Robertson M.M. & Doyle M.W. (2008) Why you should pay attention to stream mitigation banking. *Ecological Restoration*, **26**, 287–289.
- Lepori F., Palm D., Brannas E. & Malmqvist B. (2005) Does restoration of structural heterogeneity in streams enhance fish and macroinvertebrate diversity? *Ecological Applications*, **15**, 2060–2071.
- Li H. & Reynolds J.F. (1995) On definition and quantification of heterogeneity. *Oikos*, **73**, 280–284.
- MacArthur R.H. & MacArthur J.W. (1961) On bird species diversity. *Ecology*, **42**, 594–598.
- McCabe D.J. & Gotelli N.J. (2000) Effects of disturbance frequency, intensity, and area on assemblages of stream macroinvertebrates. *Oecologia*, **124**, 270–279.
- McCoy E.D. & Bell S.S. (1991) Habitat structure: the evolution and diversification of a complex topic. In: *Habitat Structure: The Physical Arrangement of Objects in Space*. (Eds S.S. Bell, E.D. McCoy & H.R. Mushinsky), pp. 3–27. Chapman and Hall, London.
- Menninger H.L. & Palmer M.A. (2006) Restoring ecological communities: from theory to practice. In: *Foundations of Restoration Ecology*. (Eds D.A. Falk, M.A. Palmer & J.B. Zedler), pp. 88–112. Island Press, Washington, DC.
- Minshall G.W. & Robinson C.T. (1998) Macroinvertebrate community structure in relation to measures of lotic habitat heterogeneity. *Archiv Fur Hydrobiologie*, **141**, 129–151.
- Moerke A.H., Gerard K.J., Latimore J.A., Hellenthal R.A. & Lamberti G.A. (2004) Restoration of an Indiana, USA, stream: bridging the gap between basic and applied lotic ecology. *Journal of the North American Benthological Society*, **23**, 647–660.
- Morley S.A., Duda J.J., Coe H.J., Kloehn K.K. & McHenry M.L. (2008) Benthic invertebrates and periphyton in the Elwha River basin: current conditions and predicted response to dam removal. *Northwest Science*, **82**, 179–196.
- Muotka T. & Syrjanen J. (2007) Changes in habitat structure, benthic invertebrate diversity, trout populations and ecosystem processes in restored forest streams: a boreal perspective. *Freshwater Biology*, **52**, 724–737.
- Muotka T., Paavola R., Haapala A., Novikmec M. & Laasonen P. (2002) Long-term recovery of stream habitat structure and benthic invertebrate communities from in-stream restoration. *Biological Conservation*, **105**, 243–253.
- Murdoch W.W., Peterson C.H. & Evans F.C. (1972) Diversity and pattern in plants and insects. *Ecology*, **53**, 819–829.
- Naeem S., Thompson L.J., Lawler S.P., Lawton J.H. & Woodfin R.M. (1994) Declining biodiversity can alter the performance of ecosystems. *Nature*, **368**, 734–737.
- Nakano D. & Nakamura F. (2008) The significance of meandering channel morphology on the diversity and abundance of macroinvertebrates in a lowland river in Japan. *Aquatic Conservation: Marine and Freshwater Ecosystems*, **18**, 780–798.
- Nakano D., Nagayama S., Kawaguchi Y. & Nakamura F. (2008) River restoration for macroinvertebrate communities in lowland rivers: insights from restorations of the Shibetsu River, north Japan. *Landscape and Ecological Engineering*, **4**, 63–68.
- Negishi J.N. & Richardson J.S. (2003) Responses of organic matter and macroinvertebrates to placements of boulder clusters in a small stream of southwestern British Columbia, Canada. *Canadian Journal of Fisheries and Aquatic Sciences*, **60**, 247–258.
- O'Connor N.A. (1991) The effects of habitat complexity on the macroinvertebrates colonizing wood substrates in a lowland stream. *Oecologia*, **85**, 504–512.
- Palmer M.A. (2009) Reforming watershed restoration: science in need of application and applications in need of science. *Estuaries and Coasts*, **32**, 1–17.
- Palmer M.A., Hakenkamp C.C. & Nelson-Baker K. (1997) Ecological heterogeneity in streams: why variance matters. *Journal of the North American Benthological Society*, **16**, 189–202.
- Palmer M.A., Bernhardt E.S., Allan J.D. *et al.* (2005) Standards for ecologically successful river restoration. *The Journal of Applied Ecology*, **42**, 208–217.
- Palmer M.A., Allan J.D., Meyer J.L. & Bernhardt E.S. (2007) River restoration in the twenty-first century: data and experiential future efforts. *Restoration Ecology*, **15**, 472–481.
- Pretty J.L., Harrison S.S.C., Shepherd D.J., Smith C., Hildrew A.G. & Hey R.D. (2003) River rehabilitation and fish populations: assessing the benefit of instream structures. *The Journal of Applied Ecology*, **40**, 251–265.
- Purcell A., Friedrich C. & Resh V. (2002) An assessment of a small urban stream restoration project in northern California. *Restoration Ecology*, **10**, 685–694.
- Robertson A.L. & Milner A.M. (2006) The influence of stream age and environmental variables in structuring meiofaunal assemblages in recently deglaciated streams. *Limnology and Oceanography*, **51**, 1454–1465.
- Robson B.J. & Chester E.T. (1999) Spatial patterns of invertebrate species richness in a river: the relationship between riffles and microhabitats. *Australian Journal of Ecology*, **24**, 599–607.
- Roni P., Hanson K., Beechie T.J., Pess G.R., Pollock M.M. & Bartley D.M. (2005) Habitat rehabilitation for inland fisheries. Global review of effectiveness and guidance

- for rehabilitation of freshwater ecosystems. Food and Agriculture Organization of the United Nations Fisheries Biology Technical Paper.
- Roni P., Hanson K. & Beechie T. (2008) Global review of the physical and biological effectiveness of stream habitat rehabilitation techniques. *North American Journal of Fisheries Management*, **28**, 856–890.
- Rumps J.M., Katz S.L., Barnas K., Morehead M.D., Jenkinson R., Clayton S.R. & Goodwin P. (2007) **Stream restoration in the Pacific Northwest: analysis of interviews with project managers**. *Restoration Ecology*, **15**, 506–515.
- Saunders W.C. & Fausch K.D. (2007) Improved grazing management increases terrestrial invertebrate inputs that feed trout in Wyoming rangeland streams. *Transactions of the American Fisheries Society*, **136**, 1216–1230.
- Schneider K.N. & Winemiller K.O. (2008) Structural complexity of woody debris patches influences fish and macroinvertebrate species richness in a temperate floodplain-river system. *Hydrobiologia*, **610**, 235–244.
- Steward G.B., Baliss H.R., Showler D.A., Sutherland W.J. & Pullen A.S. (2009) Effectiveness of engineered in-stream structure mitigation measures to increase salmonid abundance: a systematic review. *Ecological Applications*, **19**, 931–941.
- Stewart T.W., Shumaker T.L. & Radio T.A. (2003) Linear and nonlinear effects of habitat structure on composition and abundance in the macroinvertebrate community of a large river. *American Midland Naturalist*, **149**, 293–305.
- Storey A.W. & Lynas J. (2007) Application of the functional habitat concept to the regulated Lower Ord River, Western Australia, part I, macroinvertebrate assemblages. *Hydrobiologia*, **592**, 499–512.
- Sudduth E.B., Meyer J.L. & Bernhardt E.S. (2007) Stream restoration practices in the Southeastern United States. *Restoration Ecology*, **15**, 573–583.
- Taniguchi H. & Tokeshi M. (2004) Effects of habitat complexity on benthic assemblages in a variable environment. *Freshwater Biology*, **49**, 1164–1178.
- Tews J., Brose U., Grimm V., Tielbörger K., Wichmann M.C., Schwager M. & Jeltsch F. (2004) Animal species diversity driven by habitat heterogeneity/diversity: the importance of keystone structures. *Journal of Biogeography*, **31**, 79–92.
- Tikkanen P., Laasonen P., Muotka T., Huhta A. & Kuusela K. (1994) Short-term recovery of benthos following disturbance from stream habitat rehabilitation. *Hydrobiologia*, **273**, 121–130.
- Tilman D. (1996) Biodiversity: population versus ecosystem stability. *Ecology*, **77**, 350–363.
- Törnlund E. & Östlund L. (2006) Mobility without wheels: the economy and ecology of timber floating in Sweden, 1850–1980. *Journal of Transport History*, **27**, 48–70.
- Townsend C.R., Doledec S., Norris R., Peacock K. & Arbuttle C. (2003) The influence of scale and geography on relationships between stream community composition and landscape variables: description and prediction. *Freshwater Biology*, **48**, 768–785.
- Tullos D., Penrose D. & Jennings G. (2006) Development and application of a bioindicator for benthic habitat enhancement in the North Carolina Piedmont. *Ecological Engineering*, **27**, 228–241.
- Tullos D., Penrose D., Jennings G. & Cope W. (2009) Analysis of functional traits in reconfigured channels: implications for the bioassessment and disturbance of river restoration. *Journal of the North American Benthological Society*, **28**, 80–92.
- Urban M.C., Skelly D.K., Burchsted D., Price W. & Lowry S. (2006) Stream communities across a rural–urban landscape gradient. *Diversity and Distributions*, **12**, 337–350.
- Walsh C.J., Fletcher T.D. & Ladson A.R. (2005) Stream restoration in urban catchments through redesigning stormwater systems: looking to the catchment to save the stream. *Journal of the North American Benthological Society*, **24**, 690–705.
- Walther D.A. & Whiles M.R. (2008) Macroinvertebrate responses to constructed riffles in the Cache River, Illinois, USA. *Environmental Management*, **41**, 516–527.
- Ward J.V. & Tockner K. (2001) Biodiversity: towards a unifying theme for river ecology. *Freshwater Biology*, **46**, 807–819.
- Warfe D.M., Barnuta L.A. & Wotherspoon S. (2008) Quantifying habitat structure: surface convolution and living space for species in complex environments. *Oikos*, **117**, 1764–1773.
- Williams D.D. (1980) Some relationships between stream benthos and substrate heterogeneity. *Limnology and Oceanography*, **25**, 166–172.
- Wise D.H. & Molles M.C. (1979) Colonization of artificial substrates by stream insects – influence of substrate size and diversity. *Hydrobiologia*, **65**, 69–74.

(Manuscript accepted Xx Xxxx 200x)

6

# Author Query Form

Journal: FWB

Article: 2372

Dear Author,

During the copy-editing of your paper the following queries arose. Please could you respond to these queries by making the necessary corrections and/or additions **directly on the page proof**, making the correction using the mark-up conventions listed on the final page of this PDF. Please **only use** the 'Remarks' column on this query form for clarification or comments, where necessary. When adding your corrections to the proof, please **write in the margins in strong and legible handwriting, using a fine-tipped dark blue or black pen (avoid Biro ink if possible)**, and not in capitals unless these are intended.

Please help us to publish your article quickly and accurately by following these instructions. **We regret that illegible mark ups may delay the publication of your paper and/or introduce publication errors.**

Many thanks for your assistance.

Journal Production, Blackwell Publishing

Query reference	Query	Remarks
Q1	<b>AUTHOR: Ricklef &amp; Schluter (1993), Hooper <i>et al.</i> (2005), Fletcher &amp; Ladson (2005), Nakano &amp; Nakamura (2006) and Downes (2000) have not been included in the Reference List, please supply full publication details (format these according to journal style).</b>	
Q2	<b>AUTHOR: Tilman <i>et al.</i>, 1996 has been changed to Tilman, 1996 so that this citation matches the Reference List. Please confirm that this is correct.</b>	
Q3	<b>AUTHOR: Tullos 2006 has been changed to Tullos <i>et al.</i>, 2006 so that this citation matches the Reference List. Please confirm that this is correct.</b>	
Q4	<b>AUTHOR: Craig <i>et al.</i> (2008), Kail <i>et al.</i> (2007) and Törnlund &amp; Östlund (2006) have not been cited in the text. Please indicate where these should be cited; or delete from the Reference List.</b>	
Q5	<b>AUTHOR: Please provide the city location of publisher for reference Kaiser <i>et al.</i> (1999).</b>	
Q6	<b>WILEY-BLACKWELL: Please provide history details.</b>	
Q7	<b>AUTHOR: Please provide author initial for unpubl. data.</b>	
Q8	<b>AUTHOR: Beisel <i>et al.</i> (1994) has been changed to Beisel <i>et al.</i> (1998) so that this citation matches the Reference List. Please confirm that this is correct.</b>	
Q9	<b>AUTHOR: Please define C.V.</b>	

Q10	AUTHOR: Figure 1 has been saved at a low resolution of 184 dpi. Please resupply at 600 dpi. Check required artwork specifications at <a href="http://www.blackwellpublishing.com/authors/digill.asp">http://www.blackwellpublishing.com/authors/digill.asp</a>	
-----	--	--

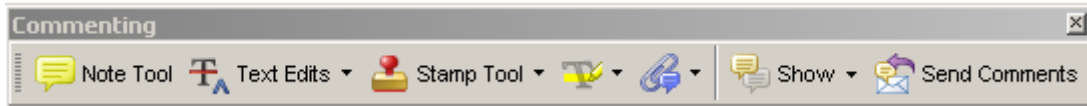


## USING E-ANNOTATION TOOLS FOR ELECTRONIC PROOF CORRECTION

### Required Software

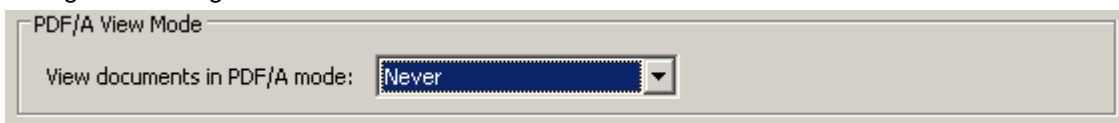
Adobe Acrobat Professional or Acrobat Reader (version 7.0 or above) is required to e-annotate PDFs. Acrobat 8 Reader is a free download: <http://www.adobe.com/products/acrobat/readstep2.html>

Once you have Acrobat Reader 8 on your PC and open the proof, you will see the Commenting Toolbar (if it does not appear automatically go to Tools>Commenting>Commenting Toolbar). The Commenting Toolbar looks like this:



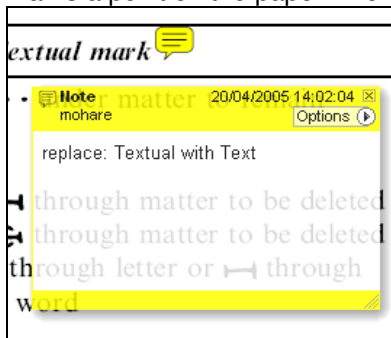
If you experience problems annotating files in Adobe Acrobat Reader 9 then you may need to change a preference setting in order to edit.

In the “Documents” category under “Edit – Preferences”, please select the category ‘Documents’ and change the setting “PDF/A mode:” to “Never”.



### Note Tool — For making notes at specific points in the text

Marks a point on the paper where a note or question needs to be addressed.

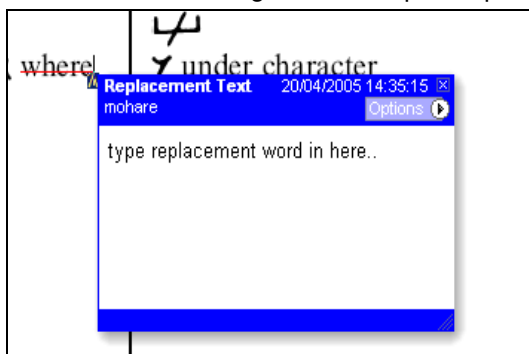


How to use it:

1. Right click into area of either inserted text or relevance to note
2. Select Add Note and a yellow speech bubble symbol and text box will appear
3. Type comment into the text box
4. Click the X in the top right hand corner of the note box to close.

### Replacement text tool — For deleting one word/section of text and replacing it

Strikes red line through text and opens up a replacement text box.

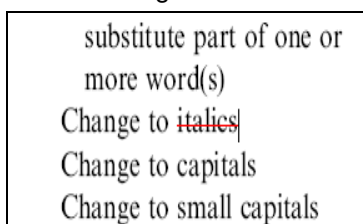


How to use it:

1. Select cursor from toolbar
2. Highlight word or sentence
3. Right click
4. Select Replace Text (Comment) option
5. Type replacement text in blue box
6. Click outside of the blue box to close

### Cross out text tool — For deleting text when there is nothing to replace selection

Strikes through text in a red line.



How to use it:

1. Select cursor from toolbar
2. Highlight word or sentence
3. Right click
4. Select Cross Out Text

Approved tool — For approving a proof and that no corrections at all are required.




How to use it:

1. Click on the Stamp Tool in the toolbar
2. Select the Approved rubber stamp from the 'standard business' selection
3. Click on the text where you want to rubber stamp to appear (usually first page)

Highlight tool — For highlighting selection that should be changed to bold or italic.

Highlights text in yellow and opens up a text box.




How to use it:

1. Select Highlighter Tool from the commenting toolbar
2. Highlight the desired text
3. Add a note detailing the required change

Attach File Tool — For inserting large amounts of text or replacement figures as a files.

Inserts symbol and speech bubble where a file has been inserted.

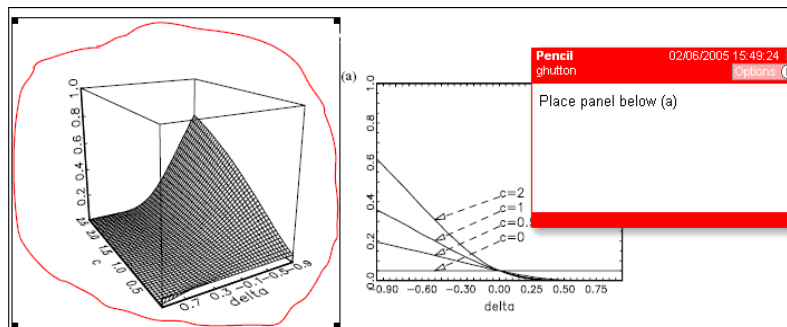


How to use it:

1. Click on paperclip icon in the commenting toolbar
2. Click where you want to insert the attachment
3. Select the saved file from your PC/network
4. Select appearance of icon (paperclip, graph, attachment or tag) and close

Pencil tool — For circling parts of figures or making freeform marks

Creates freeform shapes with a pencil tool. Particularly with graphics within the proof it may be useful to use the Drawing Markups toolbar. These tools allow you to draw circles, lines and comment on these marks.



How to use it:

1. Select Tools > Drawing Markups > Pencil Tool
2. Draw with the cursor
3. Multiple pieces of pencil annotation can be grouped together
4. Once finished, move the cursor over the shape until an arrowhead appears and right click
5. Select Open Pop-Up Note and type in a details of required change
6. Click the X in the top right hand corner of the note box to close.

## Help

For further information on how to annotate proofs click on the Help button to activate a list of instructions:

