

Federal Reserve Bank of New York
Staff Reports

Regression-Based Estimation of Dynamic Asset Pricing Models

Tobias Adrian
Richard K. Crump
Emanuel Moench

Staff Report No. 493
May 2011
Revised June 2014



This paper presents preliminary findings and is being distributed to economists and other interested readers solely to stimulate discussion and elicit comments. The views expressed in this paper are those of the authors and do not necessarily reflect the position of the Federal Reserve Bank of New York or the Federal Reserve System. Any errors or omissions are the responsibility of the authors.

Regression-Based Estimation of Dynamic Asset Pricing Models

Tobias Adrian, Richard K. Crump, and Emanuel Moench

Federal Reserve Bank of New York Staff Reports, no. 493

May 2011; revised June 2014

JEL classification: G10, G12, C58

Abstract

We propose regression-based estimators for beta representations of dynamic asset pricing models with an affine pricing kernel specification. We allow for state variables that are cross-sectional pricing factors, forecasting variables for the price of risk, and factors that are both. The estimators explicitly allow for time-varying prices of risk, time-varying betas, and serially dependent pricing factors. Our approach nests the Fama-MacBeth two-pass estimator as a special case. We provide asymptotic multistage standard errors necessary to conduct inference for asset pricing tests. We illustrate our new estimators in an application to the joint pricing of stocks and bonds. The application features strongly time-varying, highly significant prices of risk that are found to be quantitatively more important than time-varying betas in reducing pricing errors.

Key words: dynamic asset pricing, Fama-MacBeth regressions, time-varying betas, GMM, minimum distance estimation, reduced rank regression

Adrian, Crump, Moench: Federal Reserve Bank of New York (e-mail: tobias.adrian@ny.frb.org, richard.crump@ny.frb.org, emanuel.moench@ny.frb.org). This paper was previously distributed under the title “Efficient Regression-Based Estimation of Dynamic Asset Pricing Models.” The authors thank Andrew Ang, Matias Cattaneo, Fernando Duarte, Darrell Duffie, Robert Engle, Arturo Estrella, Andreas Fuster, Eric Ghysels, Benjamin Mills, Monika Piazzesi, Karen Shen, Michael Sockin, and Jonathan Wright; seminar participants at the Federal Reserve Bank of New York, the NBER Summer Institute, and the Verein fuer Socialpolitik; and an anonymous referee for helpful comments and discussions. A special thanks goes to Wayne Ferson for his detailed comments as our discussant at the NBER Asset Pricing meeting. Daniel Green, Ariel Zucker, and Benjamin Mills provided excellent research assistance. The views expressed in this paper are those of the authors and do not necessarily reflect the position of the Federal Reserve Bank of New York, or the Federal Reserve System.

1 Introduction

There is overwhelming evidence that risk premia vary over time (Campbell and Shiller (1988), Cochrane (2011)). Yet, widely used empirical asset pricing methods such as Fama and MacBeth (1973) two-pass regressions rely on the assumption that prices of risk are constant.

This paper proposes regression based estimators for dynamic asset pricing models (*DAPMs*) with time varying prices of risk. The estimators and associated standard errors are computationally as simple as Fama-MacBeth regressions, yet explicitly provide estimates of time varying prices of risk, as well as estimates of the associated state variable dynamics. Our model combines key assumptions of the dynamic asset pricing models from fixed income applications with the computational ease of Fama-MacBeth regressions that are popular in empirical equity market research. The setup can also be viewed as a reduced form representation of dynamic macro-finance models with time varying prices of risk.

We distinguish three different types of aggregate state variables: risk factors, price of risk factors, and factors that are both. By risk factors, we refer to variables that are significant factors for the cross section of asset returns. By price of risk factors, we refer to variables that significantly forecast the time series variation of excess returns. Prices of risk are assumed to be affine functions of price of risk factors. We show that by introducing this risk price specification into generic asset pricing models, one can derive simple regression based estimators for all model parameters which are consistent and asymptotically normal under mild conditions.

Our baseline estimator is a three step regression that can be described as follows. In the first step, shocks to the state variables are obtained from a time series vector autoregression (*VAR*). In the second step, asset returns are regressed in the time series on lagged price of risk factors and the contemporaneous innovations to the cross sectional pricing factors, generating predictive slopes and risk betas for each test asset. In the third step, price of risk parameters are obtained by regressing the constant and the predictive slopes from the time series regression on the betas cross sectionally. We give asymptotic variance formulas that allow for conditional heteroskedasticity and correct for the additional estimation uncertainty arising from using generated regressors.

We show that this three step estimator coincides with the Fama-MacBeth estimator when two conditions are met. First, state variables have to be uncorrelated across time. Second, prices of risk have to be constant. Our approach can thus be viewed as a dynamic version of the Fama-MacBeth estimator, nesting the popular unconditional estimator as a special case.

We also introduce an additional (quasi-) maximum likelihood estimator (*QMLE*). This estimator is replacing the third regression step with a simple eigenvalue decomposition. The *QMLE* estimator is asymptotically equivalent to the three step regression estimator even in the case of conditional heteroskedasticity in the return errors. We show that in our model generalized method of moments (*GMM*) and minimum distance (*MD*) estimation are exactly equivalent and that the *QMLE* is a special case of this more general class of estimation approaches for

certain choices of weighting matrix.

While our main results are extensions of classic results in the cross sectional pricing literature to a dynamic setting, we also provide new interpretations of results in the model when prices of risk are constant. For example, the equivalence between *GMM* and *MD* estimation implies that the cross sectional T^2 -statistic of Shanken (1985) may be directly interpreted as a *J*-test for the moment restrictions of the static model.

We also extend the three step regression estimator to the case where betas and the parameters in the vector-autoregression of the state variables are time varying. We assume that these parameters evolve smoothly over time and estimate them using a kernel regression approach pioneered by Robinson (1989). Kernel regressions have the appealing feature of nesting least-squares rolling-window regressions which are often used in the empirical literature (see, for example, Fama and French (1997) and Lewellen and Nagel (2006) among many others). In our implementation, however, we use a Gaussian kernel estimator with data-driven bandwidth choice following Ang and Kristensen (2012).

Some prior literature on conditional factor pricing models has assumed that betas are (linear) functions of observable variables, see e.g., Shanken (1990), Ferson and Harvey (1999), and recently Gagliardini, Ossola, and Scaillet (2013) and Chordia, Goyal, and Shanken (2013). A drawback to this approach is that it requires the correct specification for the functional form of the betas. Indeed, as pointed out by Ghysels (1998) and Harvey (2001), models with misspecified betas often feature larger pricing errors than models with constant betas. In contrast, the kernel estimator that we use imposes less structure than assuming a specific functional form for the parameters and therefore is likely more robust to misspecification. Moreover, we show that our Gaussian kernel estimator yields smaller pricing errors than simple rolling window regressions for both specifications with constant and time varying prices of risk.

We provide a detailed comparison of our results to the existing literature throughout the paper. Our approach can be seen as a generalization of the static Fama and MacBeth (1973) cross sectional asset pricing approach to dynamic asset pricing models. The empirical applications of the static Fama-MacBeth approach are too numerous to list, but some of the seminal work includes Chen, Roll, and Ross (1986) and Fama and French (1992).

Some previous authors have extended the Fama-MacBeth approach to conditional asset pricing models. Ferson and Harvey (1991) use period by period Fama-MacBeth regressions to obtain estimates of time varying market prices of risk which they then regress on lagged conditioning variables. They find evidence for predictable variation in prices of risk and associate most of the predictable variation in stock returns to time variation in risk compensation rather than time variation in betas. Our estimation approach generalizes the one used in Ferson and Harvey (1991) by allowing for estimation in the presence of serially correlated pricing factors and explicitly incorporating time variation of prices of risk. In addition, we provide asymptotic standard errors for all parameters of the model taking into account the uncertainty generated

at each step of the estimation. Jagannathan and Wang (1996), Lettau and Ludvigson (2001) and others have used the Fama-MacBeth technology to estimate scaled factor models. The beta representations of such models are nested in our more general framework. Moreover, in contrast to our proposed estimators, the scaled factor approaches typically do not explicitly provide estimates for the price of risk parameters and the number of parameters grows quickly with the number of factors.

Our paper is further related to Balduzzi and Robotti (2010) who estimate time-varying risk premia for maximum-correlation portfolios, i.e. portfolios resulting from the projection of a candidate pricing kernel on the set of test assets. Moreover, Gagliardini, Ossola, and Scaillet (2013) and Chordia, Goyal, and Shanken (2013) present alternative estimation approaches for models with time varying risk premia using Fama-MacBeth type estimators when both the number of assets and the number of time series observations tend to infinity. Ang, Liu, and Schwarz (2010) study the implications for efficiency of using individual stocks versus portfolios in estimating cross sectional pricing models. Finally, another strand of the literature investigates the implications of model misspecification in cross sectional asset pricing models. For example, Kan, Robotti, and Shanken (2013) derive the asymptotic distribution of the cross sectional R^2 and develop model comparison tests which accommodate model misspecification. Here, instead, we assume that the model is correctly specified.

The affine price of risk specification we use closely resembles affine term structure models.¹ Our approach thus lends itself to asset pricing applications across different asset classes. We present an empirical application for the cross section of size sorted equity portfolios and maturity sorted Treasury portfolios. We show that a parsimonious model with two pricing factors, two price of risk factors, and one factor that serves both roles fits this cross section of test assets very well on average, while, at the same time, giving rise to strongly significant time variation in risk premia. We further find that allowing for time variation in prices of risk is more important than modeling time variation in factor risk exposures in terms of minimizing squared pricing errors of the model. In our application, traditional estimation approaches such as the one by Fama and MacBeth (1973) and Ferson and Harvey (1991) imply substantially larger pricing errors than the estimators we propose.

Our empirical application is closest to Ferson and Harvey (1991) and Campbell (1996) who use similar test assets and similar pricing factors in models with time-varying and constant prices of risk, respectively. A number of recent papers estimate dynamic pricing kernels for the cross section of stocks and bonds (see, e.g., Mamaysky (2002), Bekaert, Engstrom, and Grenadier (2010), Lettau and Wachter (2010), Ang and Ulrich (2012) and Kojien, Lustig, and van Nieuwerburgh (2013)). What distinguishes our approach from that literature is the regression based estimation methodology, which is simple to implement, computationally robust, and allows

¹For regression-based approaches to term structure models featuring an exponentially affine pricing kernel, see Adrian, Crump, and Moench (2013) and Abrahams, Adrian, Crump, and Moench (2013).

for standard specification tests. We document that our empirical application features good pricing properties across stocks and bonds, and implies notable time variation of expected returns associated with highly significant dynamic price of risk parameters. Moreover, the dynamic asset pricing model that we estimate yields substantially smaller mean squared pricing errors than several alternative models with constant prices of risk.

The remainder of the paper is organized as follows. We present the dynamic asset pricing model in Section 2. We discuss estimation and inference when betas are assumed to be constant in Section 3. In Subsection 3.1, we formally present the link of the dynamic asset pricing estimator to the static Fama-MacBeth estimator, and explain the contributions of our results to the existing literature in detail. In Section 4, we provide the counterparts to the previous results under the assumption that betas vary over time. We illustrate our estimators in an empirical application in Section 5. Section 6 concludes.

2 Pricing Kernel and Return Generating Process

Before describing the model, it is convenient to introduce the following notation that will be used throughout the paper. The symbol \otimes represents the Kronecker product and $\text{vec}(\cdot)$ the vectorization operator. I_m and ι_n denote the $m \times m$ identity matrix and a $n \times 1$ column vector of ones, respectively. Moreover, let $[\Gamma_1 \mid \Gamma_2]$ be the matrix formed by appending the columns of the matrix Γ_2 to the columns of the matrix Γ_1 . Finally, throughout the paper equalities involving conditional expectations will be understood to hold almost surely.

We assume that systematic risk in the economy is captured by a $K \times 1$ vector of state variables X_t that follow a stationary vector autoregression,

$$X_{t+1} = \mu + \Phi X_t + v_{t+1}, \quad t = 1, \dots, T, \quad (1)$$

with initial condition X_0 . The dynamics of these state variables can be assumed to be generated by an equilibrium model of the macroeconomy.

The state variables can be “risk” factors, “price of risk” factors, or both. By risk factors, we refer to variables that are significant factors for the cross section. By price of risk factors, we refer to variables that significantly forecast the time variation of excess returns.² While some state variables act both as price of risk and risk factors, many commonly used state variables act exclusively as one or the other. This setup thus nests that of Campbell (1996), who argues that innovations in variables that have been shown to forecast stock returns should be used in cross sectional asset pricing studies.

²Variables which predict excess returns but are not contemporaneously correlated with excess returns are sometimes referred to as “unspanned” factors. For applications to affine term structure models with unspanned factors see, for example, Joslin, Priebsch, and Singleton (2012) or Adrian, Crump, and Moench (2013).

As a consequence, we partition the state variables into three categories:

$$\begin{aligned} X_{1,t} &\in \mathbb{R}^{K_1} : \text{risk factor only} \\ X_{2,t} &\in \mathbb{R}^{K_2} : \text{risk and price of risk factor} \\ X_{3,t} &\in \mathbb{R}^{K_3} : \text{price of risk factor only} \end{aligned}$$

In Section 5 we use all three types of factors in an application investigating the cross section of equity and bond returns. For simplicity of notation, we define

$$C_t = \begin{bmatrix} X_{1,t} \\ X_{2,t} \end{bmatrix}, \quad F_t = \begin{bmatrix} X_{2,t} \\ X_{3,t} \end{bmatrix}, \quad u_t = \begin{bmatrix} v_{1,t} \\ v_{2,t} \end{bmatrix},$$

where “ C_t ” is for “cross section” and “ F_t ” is for “forecasting”. Let $K_C = K_1 + K_2$, $K_F = K_2 + K_3$ and $K = K_1 + K_2 + K_3$. We assume that

$$\mathbb{E}[v_{t+1} | \mathcal{F}_t] = 0, \quad \mathbb{V}[v_{t+1} | \mathcal{F}_t] = \Sigma_{v,t},$$

where \mathcal{F}_t denotes the information set at time t . We denote holding period returns in excess of the risk free rate of asset i by $R_{i,t+1}$. We assume the existence of a pricing kernel M_{t+1} such that

$$\mathbb{E}[M_{t+1} R_{i,t+1} | \mathcal{F}_t] = 0.$$

Moreover, we assume that the pricing kernel has the following linear form

$$\frac{M_{t+1} - \mathbb{E}[M_{t+1} | \mathcal{F}_t]}{\mathbb{E}[M_{t+1} | \mathcal{F}_t]} = -\lambda_t' \Sigma_{u,t}^{-1/2} u_{t+1}, \quad (2)$$

where λ_t is the $K_C \times 1$ vector of period- t prices of risk and where the $K_C \times K_C$ matrix $\Sigma_{u,t}$ is the conditional variance of u_{t+1} . It is important to point out that the above form for the pricing kernel incorporates that the covariance $\mathbb{C}[R_{i,t+1}, v_{3,t+1} | \mathcal{F}_t] = 0$ for all t . The same restriction is imposed in term structure models which feature unspanned factors.

As in Duffee (2002), we assume that prices of risk are affine functions of the price of risk factors F_t , so that

$$\lambda_t = \Sigma_{u,t}^{-1/2} (\lambda_0 + \Lambda_1 F_t),$$

where λ_0 is a $K_C \times 1$ vector and Λ_1 is a $K_C \times K_F$ matrix and $\Lambda = [\lambda_0 \mid \Lambda_1]$ has full row rank.

We then find the following beta representation of expected returns:

$$\begin{aligned}\mathbb{E}[R_{i,t+1}|\mathcal{F}_t] &= -\frac{\mathbb{C}[M_{t+1}, R_{i,t+1}|\mathcal{F}_t]}{\mathbb{E}[M_{t+1}|\mathcal{F}_t]} \\ &= \lambda_t' \Sigma_{u,t}^{-1/2} \mathbb{C}[u_{t+1}, R_{i,t+1}|\mathcal{F}_t] \\ &= (\lambda_0 + \Lambda_1 F_t)' \Sigma_{u,t}^{-1} \mathbb{C}[C_{t+1}, R_{i,t+1}|\mathcal{F}_t].\end{aligned}$$

Thus,

$$\mathbb{E}[R_{i,t+1}|\mathcal{F}_t] = \beta_{i,t}' (\lambda_0 + \Lambda_1 F_t),$$

where $\beta_{i,t}$ is a (time-varying) K_C -dimensional exposure vector,

$$\beta_{i,t} = \Sigma_{u,t}^{-1} \mathbb{C}[C_{t+1}, R_{i,t+1}|\mathcal{F}_t].$$

We can then decompose excess returns into an expected and an unexpected component:

$$R_{i,t+1} = \beta_{i,t}' (\lambda_0 + \Lambda_1 F_t) + (R_{i,t+1} - \mathbb{E}[R_{i,t+1}|\mathcal{F}_t]).$$

The unexpected excess return $R_{i,t+1} - \mathbb{E}[R_{i,t+1}|\mathcal{F}_t]$ can be further decomposed into a component that is conditionally correlated with the innovations of the risk factors, $u_{t+1} = C_{t+1} - \mathbb{E}[C_{t+1}|\mathcal{F}_t]$, and a return pricing error $e_{i,t+1}$ that is conditionally orthogonal to the risk factor innovations:

$$R_{i,t+1} - \mathbb{E}[R_{i,t+1}|\mathcal{F}_t] = \gamma_{i,t}' (C_{t+1} - \mathbb{E}[C_{t+1}|\mathcal{F}_t]) + e_{i,t+1} = \gamma_{i,t}' u_{t+1} + e_{i,t+1}.$$

By definition of $\beta_{i,t}$,

$$\gamma_{i,t} = \Sigma_{u,t}^{-1} \mathbb{C}[C_{t+1}, R_{i,t+1}|\mathcal{F}_t] = \beta_{i,t},$$

so that

$$R_{i,t+1} = \beta_{i,t}' (\lambda_0 + \Lambda_1 F_t) + \beta_{i,t}' u_{t+1} + e_{i,t+1}. \quad (3)$$

The excess returns, $R_{i,t+1}$, thus depend on the expected excess return, $\beta_{i,t}' (\lambda_0 + \Lambda_1 F_t)$, the component that is conditionally correlated with the innovations to the risk factors, $\beta_{i,t}' u_{t+1}$, and a return pricing error $e_{i,t+1}$ that is conditionally orthogonal to the risk factor innovations. Therefore, the innovations to the pricing factors C_t capture systematic risk exposure, while the levels of the price of risk factors F_t are forecasting variables.

There have been previous approaches to model the time variation in risk premia in equity returns (e.g., in Gibbons and Ferson (1985), Campbell (1987), Ferson and Harvey (1991), Lettau and Ludvigson (2001) amongst others). However, most, if not all, of these approaches can be viewed as special cases of our more general framework which has been derived from first principles. Affine prices of risk are also commonly used in the fixed income literature, see e.g., Duffee (2002), Dai and Singleton (2002), or Ang and Piazzesi (2003).

The system of equations (3) for $i = 1, \dots, N$ embeds the no arbitrage restrictions which were derived from the form of the pricing kernel introduced in equation (2). Relative to a SUR model where $R_{i,t+1} = a_{i,t} + c_{i,t}F_t + \beta'_{i,t}u_{t+1} + e_{i,t+1}$, the assumption of no arbitrage implies $a_{i,t} = \beta'_{i,t}\lambda_0$ and $c_{i,t} = \beta'_{i,t}\Lambda_1$. These are reduced rank restrictions resulting in a smaller number of parameters to estimate. To the extent that the model is well-specified, then, the parameter restrictions imposed by no-arbitrage will help in increasing the predictive accuracy for the entire *cross-section* of excess returns. Hence, in our dynamic asset pricing model there is a clear connection between the cross-sectional pricing performance and the predictive ability of a given set of model factors.

Standard, static cross sectional asset pricing models make two additional assumptions: $\Lambda_1 = 0$ in equation (3), and $\Phi = 0$ in equation (1) (see the reviews by Campbell, Lo, and MacKinley (1997) and Cochrane (2005)). We will consider these special cases in the following sections. However, the main contribution of this paper is to study the dynamic case where $\Phi \neq 0$ and $\Lambda_1 \neq 0$.

While the focus of this paper is the estimation of the beta representation of dynamic asset pricing models, there is an extensive literature that estimates the stochastic discount factor (SDF) representation using the Generalized Method of Moments (*GMM*, Hansen (1982)). In that literature, the expression $\mathbb{E}[M_{t+1}R_{i,t+1}|\mathcal{F}_t] = 0$ is estimated directly (see Harvey (1989) and Harvey (1991)). Singleton (2006) provides an overview of dynamic asset pricing estimators, Nagel and Singleton (2011) provide a *GMM* estimator with an optimal weighting matrix and Roussanov (2014) proposes a nonparametric approach to estimating the SDF model.

3 Estimation with Constant Betas

In this section, we assume that $\beta_{i,t} = \beta_i$ for all i and t and analyze an extension of the model with time varying $\beta_{i,t}$ in Section 4. We can then stack this model as,

$$R = B\lambda_0' + B\Lambda_1F_- + BU + E \quad (4)$$

$$X = \mu + \Phi X_- + V, \quad (5)$$

where $R = [R_1 \cdots R_T]$ is $N \times T$ with $R_t = (R_{1,t}, \dots, R_{N,t})'$, $F_- = [F_0 \cdots F_{T-1}]$ is $K_F \times T$, $U = [u_1 \cdots u_T]$ is $K_C \times T$, $E = [e_1 \cdots e_T]$ is $N \times T$ with $e_t = (e_{1,t}, \dots, e_{N,t})'$, $X = [X_1 \cdots X_T]$ is $K \times T$, and $V = [v_1 \cdots v_T]$ is $K \times T$. Hereafter we assume that $N \geq K_C$. The parameters of the return equation are the stacked risk exposures B which is a $N \times K_C$ matrix with rows comprised of $\{\beta_i : 1 \leq i \leq N\}$ and the prices of risk, Λ .

We may nest the model in the following seemingly-unrelated regression (SUR) model,

$$R = A_0' + A_1F_- + BU + E = A\tilde{Z} + E, \quad (6)$$

where A is a $N \times (K_C + K_F + 1)$ matrix, $\tilde{Z} = [\iota_T \mid F'_- \mid U']'$ is of dimension $(K_C + K_F + 1) \times T$, and

$$A_0 = B\lambda_0, \quad A_1 = B\Lambda_1, \quad A = [A_0 \mid A_1 \mid B]. \quad (7)$$

In practice, we do not observe U so that we will replace it with the residuals from *OLS* estimation of the *VAR*. The asymptotic variance formulas we provide in Theorem 1 below incorporate the additional estimation uncertainty generated by replacing U with \hat{U} . In Appendix A we provide explicit instructions on how to construct estimators and their associated standard errors. In Appendix B we discuss how to impose linear restrictions on the parameters B and Λ and conduct inference on these restricted estimators. Here we will focus on developing intuition for the form of the estimators and discussing their properties.

Let $\hat{Z} = [\iota_T \mid F'_- \mid \hat{U}']'$ and $\hat{A}_{\text{ols}} = R\hat{Z}'(\hat{Z}\hat{Z}')^{-1}$ and partition this estimator as $\hat{A}_{0,\text{ols}}$, $\hat{A}_{1,\text{ols}}$ and \hat{B}_{ols} , respectively with associated heteroskedasticity-robust variance matrix estimator $\hat{\mathcal{V}}_{\text{rob}}$ (so that $\hat{\mathcal{V}}_{\text{rob}} \rightarrow_p \mathcal{V}_{\text{rob}}$ and $\sqrt{T}(\text{vec}(\hat{A}_{\text{ols}} - A)) \rightarrow_d \mathcal{N}(0, \mathcal{V}_{\text{rob}})$).

Given this parameterization, there are two natural approaches to estimating the parameters B , λ_0 and Λ_1 . The first is an indirect approach based on backing out λ_0 and Λ_1 via

$$\lambda_0 = (B'WB)^{-1} B'WA_0, \quad \Lambda_1 = (B'WB)^{-1} B'WA_1, \quad (8)$$

for some positive-definite weight matrix W .³ When $W = I_N$ this produces the regression-based counterpart to equation (8),

$$\hat{\lambda}_{0,\text{ols}} = (\hat{B}'_{\text{ols}}\hat{B}_{\text{ols}})^{-1} \hat{B}'_{\text{ols}}\hat{A}_{0,\text{ols}}, \quad \hat{\Lambda}_{1,\text{ols}} = (\hat{B}'_{\text{ols}}\hat{B}_{\text{ols}})^{-1} \hat{B}'_{\text{ols}}\hat{A}_{1,\text{ols}}. \quad (9)$$

We could consider alternative estimators which use data-dependent weight matrices but we prefer this formulation in conjunction with heteroskedasticity-robust standard errors to avoid taking a stance on the exact form of the variance matrix of the return innovations.

The expressions in equation (9) can be interpreted as a three step estimator in the following way. In the first step, shocks to the state variables are obtained from a time series vector autoregression. In the second step, asset returns are regressed in the time series on lagged price of risk factors and the contemporaneous innovations to the cross sectional pricing factors, generating predictive slopes and risk betas for each test asset. In the third step, price of risk parameters are obtained by regressing the constant and the predictive slopes from the time series regression on the betas cross sectionally. This three step estimator was initially proposed by Adrian and Moench (2008) in an application to affine term structure models with a linear

³Here we assume that B is of full-column rank and is consequently strongly identified. For cases where B may be weakly identified see Kleibergen (2009), Burnside (2010), Kleibergen and Zhan (2013), and Burnside (2011). In cases of weak identification, the robust test statistics of Kleibergen (2009) could be generalized to our setting. For weak-identification robust inference in an SDF representation setting see Gospodinov, Kan, and Robotti (2012).

pricing kernel. In Section 3.1 we show that this estimator nests the two-pass regressions of Fama and MacBeth (1973) when $\Lambda_1 = 0$ and $\Phi = 0$. In Section 4, we further discuss the differences between our approach and the one proposed in Ferson and Harvey (1991). Heuristically, these authors first estimate λ_t from cross sectional Fama-MacBeth regressions on time-varying betas, and then Λ by regressing λ_t on a constant and lagged state variables.

The second “regression-based” approach is the following minimum distance (*MD*) procedure,

$$\left(\hat{B}_{\text{md}}, \hat{\Lambda}_{\text{md}}\right) = \min_{B, \Lambda} \mathcal{Q}\left(B, \Lambda; \hat{A}_{\text{ols}}, W^{\text{md}}\right)$$

where

$$\mathcal{Q}\left(B, \Lambda; \hat{A}_{\text{ols}}, W^{\text{md}}\right) = T \cdot \text{vec}\left(\hat{A}_{\text{ols}} - B[\Lambda \mid I_{K_C}]\right) W^{\text{md}} \text{vec}\left(\hat{A}_{\text{ols}} - B[\Lambda \mid I_{K_C}]\right). \quad (10)$$

This estimator finds the closest approximation of the unconstrained estimator, \hat{A}_{ols} , to values of B , λ_0 and Λ_1 which satisfy the restrictions in equation (7). This *MD* approach turns out to be exactly equivalent to the *GMM* estimator in this model and, under certain choices of W^{md} , nests the maximum-likelihood (ML) estimator if the error terms $\{e_t : 1 \leq t \leq T\}$ are jointly Gaussian.⁴ Specifically, when the weighting matrix is $W^{\text{md}} = \left(\hat{Z}\hat{Z}' \otimes I_N\right)$ then the solutions to equation (10) are the ML estimators under the assumption that $e_t \sim_{\text{iid}} \mathcal{N}\left(0, \sigma_e^2 \cdot I_N\right)$. We will label these estimators as “quasi-maximum likelihood estimators” $\left(\hat{B}_{\text{qmle}}, \hat{\Lambda}_{\text{qmle}}\right)$. Closed-form expressions for these estimators are given in Appendix A. Specifically, these estimators replace the third regression step in the OLS estimation with a simple eigenvalue decomposition.

In the next theorem we show that these two estimators are asymptotically equivalent under our assumptions, as they both converge to the same limiting normal distribution.

Theorem 1 *Under our assumptions,*

$$\sqrt{T} \text{vec}\left(\hat{\Lambda}_{\text{ols}} - \Lambda\right) \xrightarrow{d} \mathcal{N}\left(0, \mathcal{V}_\Lambda\right), \quad \sqrt{T} \text{vec}\left(\hat{\Lambda}_{\text{qmle}} - \Lambda\right) \xrightarrow{d} \mathcal{N}\left(0, \mathcal{V}_\Lambda\right),$$

as $T \rightarrow \infty$ where

$$\mathcal{V}_\Lambda = \left(\Upsilon_{FF}^{-1} \otimes \Sigma_u\right) + \mathcal{H}_\Lambda(B, \Lambda) \mathcal{V}_{\text{rob}} \mathcal{H}_\Lambda(B, \Lambda)',$$

$\Upsilon_{FF} = \text{plim}_{T \rightarrow \infty} \tilde{F}_- \tilde{F}_-'/(T-1)$, $\tilde{F}_- = [\nu_T \mid F_-']'$, and

$$\mathcal{H}_\Lambda(B, \Lambda) = \left[\left(I_{(K_F+1)} \otimes (B'B)^{-1} B' \right) \mid - \left(\Lambda' \otimes (B'B)^{-1} B' \right) \right].$$

The first term of \mathcal{V}_Λ accounts for replacing the unobserved innovations U by estimated innovations. The second term accounts for all other estimation uncertainty including that of

⁴In addition, this equivalence combined with the results of Andrews and Lu (2001) could be used to produce an intuitive model-selection criterion to compare across specifications.

using an estimate of B to construct the estimator of Λ . Relative to the existing literature, Theorem 1 provides a number of insights. First, it extends feasible inference from the static Fama-MacBeth approach that assumes $\Phi = 0$ and $\Lambda_1 = 0$ to the case with persistent factors and time varying prices of risk. Second, Theorem 1 provides a generalization of Theorem 1 of Shanken (1992), which provides a correction for the uncertainty generated by estimating B to a setting with persistent factors and time varying prices of risk (under conditional homoskedasticity, i.e., when $\mathcal{V}_{\text{rob}} = \left(\text{plim}_{T \rightarrow \infty} \left(\hat{Z}\hat{Z}'/T\right) \otimes \Sigma_e\right)$ for a positive-definite variance matrix Σ_e). More generally, the results allow for conditionally heteroskedastic errors in the spirit of Theorem 1 of Jagannathan and Wang (1998) and so those results are extended to the dynamic setting as well. Finally, we show the asymptotic equivalence of the *QMLE* approach (a special case of *GMM/MD*, as mentioned above) and the *OLS* approach even under conditional heteroskedasticity which is also an extension of Theorem 4 of Shanken (1992) both for constant and time-varying prices of risk.

Remark 1 (i) *Although $\hat{\Lambda}_{\text{ols}}$ and $\hat{\Lambda}_{\text{qmle}}$ are asymptotically equivalent, the associated estimators of B are generally not. This is because the estimator \hat{B}_{ols} is not constructed under the restrictions in equation (7). However, with a simple additional step we can construct an estimator of B based on $\hat{\Lambda}_{\text{ols}}$ which is asymptotically equivalent to \hat{B}_{qmle} ,*

$$\hat{B}_{4\text{ols}} = R \left(\hat{\Lambda}_{\text{ols}} \tilde{F}_- + \hat{U} \right)' \left[\left(\hat{\Lambda}_{\text{ols}} \tilde{F}_- + \hat{U} \right) \left(\hat{\Lambda}_{\text{ols}} \tilde{F}_- + \hat{U} \right)' \right]^{-1}.$$

Intuitively, $\hat{B}_{4\text{ols}}$ is the OLS estimator of B taking the estimated prices of risk $\hat{\Lambda}_{\text{ols}}$ as given.

(ii) *Under the assumption that $e_t | \mathcal{F}_{t-1} \sim_{\text{iid}} \mathcal{N}(0, \sigma_e^2 \cdot I_N)$ the estimators $\hat{\Lambda}_{\text{ols}}$ and $\hat{\Lambda}_{\text{qmle}}$ are asymptotically efficient. \hat{B}_{qmle} and $\hat{B}_{4\text{ols}}$ are also asymptotically efficient, although \hat{B}_{ols} is only asymptotically efficient when $N = K_C$.*

Testing for Unconditional Pricing In traditional asset pricing models with constant prices of risk, the parameter λ_0 determines whether a risk factor is priced in the cross section of test assets. However, when prices of risk are time varying, this parameter is no longer of independent interest. Instead, to gauge whether differential exposures to a given pricing factor result in significant spreads of expected excess returns, one has to test whether a specific element of $\bar{\lambda}$ is equal to zero, where

$$\bar{\lambda} = \lambda_0 + \Lambda_1 \mathbb{E}[F_t], \tag{11}$$

Theorem 2 *Under our assumptions,*

$$\sqrt{T} \text{vec} \left(\hat{\lambda}_{\text{ols}} - \bar{\lambda} \right) \xrightarrow{d} \mathcal{N}(0, \mathcal{V}_{\bar{\lambda}}), \quad \sqrt{T} \text{vec} \left(\hat{\lambda}_{\text{qmle}} - \bar{\lambda} \right) \xrightarrow{d} \mathcal{N}(0, \mathcal{V}_{\bar{\lambda}}),$$

as $T \rightarrow \infty$ where $\mathcal{V}_{\bar{\lambda}}$ is given in Appendix D.1.

In Appendix D.1 we show that \mathcal{V}_λ is a simple expression that invokes quantities that are known in closed form and easy to compute. Using this result we can form a t -statistic of the null hypothesis that the sample average of the market price of risk for a given pricing factor is equal to zero. This allows us to test whether a given factor is unconditionally priced in the cross-section of test assets.

3.1 Relation to Fama-MacBeth Regressions

Standard factor pricing models assume that prices of risk are constant and that the pricing factors are unforecastable. Hence, the prevalent factor model used in the literature implicitly assumes that data are generated by⁵

$$R_{i,t+1} = \beta_i' \lambda_0 + \beta_i' v_{t+1} + e_{i,t+1} \quad (12)$$

$$X_{t+1} = \mu + v_{t+1}, \quad t = 0, \dots, T-1, \quad (13)$$

see, for example, Cochrane (2005, p. 276). This setup is nested in our model if $\Phi = 0$ and $\Lambda_1 = 0$. This model is most commonly estimated by the two-pass Fama-MacBeth estimator (Fama and MacBeth (1973)) whose properties have been studied by Shanken (1992), Jagannathan and Wang (1998), Shanken and Zhou (2007) amongst many others. In the notation from above the Fama-MacBeth estimator for λ_0 is

$$\hat{\lambda}_{0,\text{ols}}^{\text{FM}} = \left(\hat{B}'_{\text{ols}} \hat{B}_{\text{ols}} \right)^{-1} \hat{B}'_{\text{ols}} \hat{A}_{0,\text{ols}}, \quad (14)$$

where A_0 is the estimated constant term from a contemporaneous regression of returns on factors. For comparison to Theorem 1, note that under our assumptions it can be shown that

$$\sqrt{T} \left(\hat{\lambda}_{0,\text{ols}}^{\text{FM}} - \lambda_0 \right) \xrightarrow{d} \mathcal{N} \left(0, \mathcal{V}_\Lambda^{\text{FM}} \right), \quad \mathcal{V}_\Lambda^{\text{FM}} = \Sigma_u + \mathcal{H}_\Lambda^{\text{FM}}(B, \lambda_0) \mathcal{V}_{\text{rob}}^{\text{FM}} \mathcal{H}_\Lambda^{\text{FM}}(B, \lambda_0)',$$

$$\mathcal{H}_\Lambda^{\text{FM}}(B, \Lambda) = \left[(B'B)^{-1} B' + \left(\lambda_0' \otimes (B'B)^{-1} B' \right) \right],$$

where $\mathcal{V}_{\text{rob}}^{\text{FM}}$ is the probability limit of the heteroskedasticity-robust variance matrix from a contemporaneous regression of returns on factors and a constant. Since we allow for conditional heteroskedasticity, the variance matrix $\mathcal{V}_\Lambda^{\text{FM}}$ is in the spirit of that obtained by Jagannathan and Wang (1998) when the risk-free rate is observed. Similarly, the variance expression derived in Shanken (1992) may be obtained by using $\mathcal{V}_\Lambda^{\text{FM}}$ with $\mathcal{V}_{\text{rob}}^{\text{FM}}$ formed under the assumption of conditionally homoskedastic errors.

The analogous estimator, $\hat{\lambda}_{0,\text{qmlc}}^{\text{FM}}$ has received relatively less attention in the literature than

⁵Here we are assuming that the risk-free rate is observed and so the model does not include the zero-beta rate. Similar results may be obtained with the inclusion of a zero-beta rate.

its counterpart, derived under the assumption that $e_t \sim_{iid} \mathcal{N}(0, \Sigma_e)$.⁶ As in the more general case above, $\hat{\lambda}_{0,ols}^{FM}$ and $\hat{\lambda}_{0,qmle}^{FM}$ are still asymptotically equivalent so that $\sqrt{T} \left(\hat{\lambda}_{0,qmle}^{FM} - \lambda_0 \right) \rightarrow_d \mathcal{N}(0, \mathcal{V}_\Lambda^{FM})$ even in the presence of conditional heteroskedasticity. To our knowledge, this has not previously been pointed out in the literature. Following similar steps as in the Appendix C, even with the inclusion of a zero-beta rate, the direct equivalence between *MD* and *GMM* (for any choice of weight matrix) and MLE (for specific choices of weight matrix) can be established for the model of equations (12) and (13). Special cases of this result have been pointed out in the literature before. Ahn and Gadarowski (1999) discussed, and Kan and Chen (2005) showed, the equivalence between the *MD* and ML estimators. More recently, Shanken and Zhou (2007) showed the equivalence between the *GMM* and ML estimators (see also Zhou (1994), Kleibergen (1998)).

It follows from the equivalence between *MD* and *GMM* estimation for the model of equations (12)-(13) that the J-statistic is equivalent to the *MD* criterion function (i.e., equation (10)). Thus, the cross sectional T^2 statistic of Shanken (1985) (see Lewellen, Nagel, and Shanken (2010) for a detailed discussion of the test statistic), which corresponds to the *MD* criterion function when there is an unknown zero-beta rate (evaluated at the two-pass estimators) may be interpreted directly as a J-test of the moment restrictions for the model. This is an intuitively appealing interpretation because the J-statistic is then a direct joint test of the cross sectional asset-pricing restrictions imposed by the assumption of no arbitrage. This is consistent with Lewellen, Nagel, and Shanken (2010) who emphasize the importance of analyzing the estimators of all the parameters of the model rather than solely focus on the price of risk. More generally, one key part of our contribution is to extend the static setting discussed here to the dynamic setting introduced in the earlier section without compromising the simplicity of implementation that has made the Fama-MacBeth estimator so popular in the applied finance literature.

Fama-MacBeth Regressions with Dynamic Factors Some authors have applied the Fama-MacBeth estimator in model specifications with constant prices of risk where the pricing factors are given by the VAR(1) innovations of a vector of state variables (see, e.g., Chen, Roll, and Ross (1986), Campbell (1996), Petkova (2006)). These specifications thus rely on the following return generating process:

$$R_{i,t+1} = \beta_i' \lambda_0 + \beta_i' v_{t+1} + e_{i,t+1}, \quad (15)$$

$$X_{t+1} = \mu + \Phi X_t + v_{t+1}, \quad t = 0, \dots, T-1. \quad (16)$$

Even though $\Lambda_1 = 0$ in such model specifications, the dynamic estimators presented in Section 3 may be preferred. To see this, rearrange the unobserved v_t in equation (15) with the estimated

⁶See, for example, Gibbons (1982), Kandel (1984), Roll (1985), Shanken (1985), Shanken (1986), Kan and Chen (2005), Shanken and Zhou (2007), Kleibergen (2009), amongst others.

\hat{v}_t :

$$R_{i,t+1} = \beta'_i \tilde{\lambda}_0 + \beta'_i \hat{v}_{t+1} + \beta'_i (\hat{\Phi} - \Phi) X_t + e_{i,t+1},$$

where $\tilde{\lambda}_0 = \lambda_0 + \beta'_i (\hat{\mu} - \mu) = \lambda_0 + o_p(1)$.

Then, for any fixed sample size T , the term $\beta'_{i,t} (\hat{\Phi} - \Phi) X_t$ acts as an omitted variable in this regression.⁷ Although this term is by construction orthogonal in terms of inner product to $\beta'_{i,t} \hat{v}_{t+1}$ it is not, in general, orthogonal to the constant term. Consequently, there is a finite-sample bias induced on the estimator of λ_0 from the use of the estimated residuals \hat{v}_t rather than the true v_t . Our setup suggests a very simple bias correction: use the estimator of λ_0 from either $\hat{\Lambda}_{\text{ols}}$ or $\hat{\Lambda}_{\text{qmlc}}$ under the assumption that all variables are X_2 -type variables. This approach includes the regressor X_t in the return equation and thus controls for the omitted variable.

As an alternative exercise, consider the case where the true data generating process is governed by equations (1)-(3) so that the prices of risk vary over time but is mistakenly assumed to be governed by equations (15)-(16) above and estimated via two-pass Fama-MacBeth regressions. Interestingly, it can be shown that in this case $\sqrt{T} (\hat{\lambda}_0^{\text{FM}} - \bar{\lambda}) \xrightarrow{d} \mathcal{N}(0, \mathcal{V}_{\bar{\lambda}})$ (see Theorem 2). Thus, the conventional estimator is consistent for the parameter $\bar{\lambda}$. However, Wald-type test statistics would commonly be constructed using a plug-in version of the variance formula of Shanken (1992), which under technical conditions, converges in probability to $\Sigma_v + (1 + \bar{\lambda}' \Sigma_v^{-1} \bar{\lambda}) \cdot (B' B)^{-1} B' \Sigma_e B (B' B)^{-1}$. Comparing this expression and that of $\mathcal{V}_{\bar{\lambda}}$ from Appendix D.1 shows that the bias of the standard variance estimator depends on the values of Λ , Φ and Σ_v .

4 Estimation with Time-Varying Betas

There is a large literature on estimating beta representations of asset pricing models assuming that the betas vary over time.⁸ In this section, we discuss estimation of our model in the case where factor risk exposures as well as the parameters governing the dynamics of the factors are time-varying. The model is therefore

$$R_{i,t+1} = \beta'_{i,t} \lambda_0 + \beta'_{i,t} \Lambda_1 F_t + \beta'_{i,t} u_{t+1} + e_{i,t+1}, \quad (17)$$

$$X_{t+1} = \mu_t + \Phi_t X_t + v_{t+1}. \quad (18)$$

⁷The source of the bias generated by the term $\beta'_i (\hat{\Phi} - \Phi) X_t$ is analogous to the source of the ‘‘Stambaugh bias’’ of Stambaugh (1999) in predictive regressions (see also Amihud, Hurvich, and Wang (2009)). However, in this setting, since the parameter of interest is λ_0 , the more straightforward bias-correction discussed above is available.

⁸For example, Fama and MacBeth (1973), Ferson and Harvey (1991) and many more.

To motivate our estimator consider the case where the innovations $\{u_t\}$ and the betas are known. In addition, let $B_t = (\beta_{1,t}, \dots, \beta_{N,t})'$. Then, passing through the vectorization operator yields,

$$R_{t+1} - B_t u_{t+1} = \left(\tilde{F}_t' \otimes B_t \right) \text{vec}(\Lambda) + e_{t+1}. \quad (19)$$

From there it is easy to see that the associated estimator of the price of risk is,

$$\text{vec}(\tilde{\Lambda}_{\text{ols}}^{\text{tv}}) = \left(\sum_{t=0}^{T-1} \left(B_t' B_t \otimes \tilde{F}_t \tilde{F}_t' \right) \right)^{-1} \sum_{t=0}^{T-1} \left(B_t' \otimes \tilde{F}_t \right) (R_{t+1} - B_t u_{t+1}). \quad (20)$$

In practice, the estimator of equation (20) is infeasible without estimates of B_t , μ_t and Φ_t . Furthermore, without additional assumptions, identification of these parameters would be impossible as the number of parameters grows too quickly as $T \rightarrow \infty$.

One approach to identify time variation in $\beta_{i,t}$ that has been used in the literature is to posit that the parameters $\beta_{i,t}$ are (linear) functions of observable variables (see, for example, Shanken (1990), Ferson and Harvey (1999), Gagliardini, Ossola, and Scaillet (2013), and Chordia, Goyal, and Shanken (2013)). However, a drawback to this approach is that it requires the correct specification for the functional form of the $\beta_{i,t}$. In fact, as pointed out by Ghysels (1998) and Harvey (2001), among others, the beta estimates obtained in this way are typically sensitive to the specification of the information set. As a consequence, the magnitude of the resulting estimated pricing errors can vary substantially with the choice of conditioning variables. Other limitations to this approach are that the number of regressors can grow quite large, and that commonly-used conditioning variables are only available at low frequencies.

An alternative identifying assumption is that

$$\beta_{i,t,T} = \beta_i(t/T) + o(1), \quad \mu_t = \mu(t/T) + o(1), \quad \Phi_t = \Phi(t/T) + o(1) \quad (21)$$

where each $\beta_i(\cdot)$, $\mu(\cdot)$ and $\Phi(\cdot)$ are sufficiently smooth functions and to estimate the parameters non-parametrically. Appendix D.2 provides some additional details about this assumption and its implications.⁹ This assumption has the appeal that it implies that the betas do not vary too much over short time periods which is consistent with both economic theory and prior empirical studies (see, e.g., Braun, Nelson, and Sunier (1995), Ghysels (1998), Gomes, Kogan, and Zhang (2003)). Importantly, it imposes less structure than assuming a precise functional form for the parameters and so is likely more robust to misspecification. Intuitively, the functional form assumptions in equation (21) imply that as T grows the amount of local information about the function value increases.

There are a number of different options for nonparametrically estimating the $\hat{\beta}_{i,t}$. We follow

⁹See Robinson (1989). A number of other authors have used this assumption in conjunction with time-varying parameters. See Ang and Kristensen (2012) for a lucid discussion about this approach to modeling time-varying parameters.

Ang and Kristensen (2012) and use kernel smoothing estimators. We can then derive, at any point in time, an asymptotic distribution for all parameters of our model, including the conditional betas and the price of risk parameters obtained from the beta estimates. In addition to being more robust to misspecification, kernel smoothing estimators have the appealing feature that they nest, as a special case, rolling-window estimates of $\beta_{i,t}$ which are popular in the empirical literature (e.g., Chen, Roll, and Ross (1986), Ferson and Harvey (1991), Petkova and Zhang (2005), among many others). Rolling beta estimates are equivalent to using a uniform one-sided kernel instead of using a Gaussian two-sided kernel as we do here. The standard approach of using backward-looking, five-year rolling regressions has two noteworthy drawbacks. First, in order for the estimator to be consistent, the bandwidth sequence (i.e., the window) needs to shrink to zero. However, the choice of five-year windows is not data-dependent and so may not be appropriate for many applications (see Section 5 for further discussion). Second, the order of the smoothing bias of the estimator for the betas and the price of risk parameters is larger for one-sided kernels. In fact, although the estimator of Λ based on rolling regressions (with appropriate data-dependent bandwidth choice) in equation (24) below is consistent there is a non-negligible bias term which precludes standard inference without further adjustment.

Equation (17) is nested in a time-varying equivalent of the SUR system discussed in Section 3. We solve the system by equation-by-equation weighted least squares regressions:

$$\begin{aligned} \left(\hat{A}_{0,i,t-1}, \hat{A}'_{1,i,t-1}, \hat{\beta}'_{i,t-1} \right) &= \left(\sum_{s=1}^T \mathcal{K}_h((s-t)/T) z_s^{tv} z_s^{tv'} \right)^{-1} \times \\ &\quad \left(\sum_{s=1}^T \mathcal{K}_h((s-t)/T) z_s^{tv} R_{i,s} \right) \end{aligned} \quad (22)$$

$$\left(\hat{\mu}_{t-1}, \hat{\Phi}_{t-1} \right)' = \left(\sum_{s=1}^T \mathcal{K}_b((s-t)/T) \tilde{X}_{s-1} \tilde{X}'_{s-1} \right)^{-1} \left(\sum_{s=1}^T \mathcal{K}_b((s-t)/T) \tilde{X}_{s-1} X'_s \right) \quad (23)$$

where $z_s^{tv} = (1, X'_{s-1}, C'_s)'$ and $\mathcal{K}_h(x) = \mathcal{K}(x/h)$ for some kernel function $\mathcal{K}(\cdot)$ and bandwidths $h = h_T$ and $b = b_T$ are positive sequences which converge to zero. The set of regressors, z_t^{tv} , is different than in the constant beta case where estimated innovations, \hat{u}_t , were used instead of C_t to estimate the betas. When betas are time varying it is technically convenient to make this change as we can then directly rely on results from Kristensen (2009).

Intuitively, the kernel function in equations (22) and (23) places more weight on observations nearby and less weight on those farther away where the rate of decay is governed by the bandwidths h and b , respectively. Moreover, because we only smooth in the time dimension, our approach does not suffer from the so-called ‘‘curse of dimensionality.’’ To choose the bandwidths we use a plug-in method developed in Kristensen (2012) and Ang and Kristensen (2012). In Appendix A.2 we provide more details on the implementation of the bandwidth selection.

Given these first-stage estimates the feasible estimator of Λ is then

$$\text{vec} \left(\hat{\Lambda}_{\text{ols}}^{\text{tv}} \right) = \left(\sum_{t=0}^{T-1} \left(\hat{B}'_t \hat{B}_t \otimes \tilde{F}_t \tilde{F}'_t \right) + \rho_T \right)^{-1} \sum_{t=0}^{T-1} \left(\hat{B}'_t \otimes \tilde{F}_t \right) \left(R_{t+1} - \hat{B}_t \hat{u}_{t+1} \right), \quad (24)$$

where ρ_T is a positive sequence which satisfies $\rho_T \rightarrow 0$. This additional term guarantees the stability of the estimator by ensuring that the matrix is always invertible. It is straightforward to show that when the betas and VAR coefficients no longer time vary and $\rho_T = 0$, then $\hat{\Lambda}_{\text{ols}}^{\text{tv}}$ is analytically equivalent to $\hat{\Lambda}_{\text{ols}}$ from Section 3. We then have the following result:

Theorem 3 *Under our assumptions,*

$$\sqrt{T} \text{vec} \left(\hat{\Lambda}_{\text{ols}}^{\text{tv}} - \Lambda \right) \xrightarrow{d} \mathcal{N} \left(0, \mathcal{V}_{\Lambda}^{\text{tv}} \right),$$

as $T \rightarrow \infty$ where

$$\begin{aligned} \mathcal{V}_{\Lambda}^{\text{tv}} &= \left(\int_0^1 \left(\Omega_f(\tau) \otimes B(\tau)' B(\tau) \right) d\tau \right)^{-1} \times \\ &\quad \left[\int_0^1 \left(\left(\Omega_f(\tau) \Lambda' D'_B \Omega_z(\tau)^{-1} D_B \Lambda \Omega_f(\tau) + \Omega_f(\tau) \right) \otimes B(\tau)' \Sigma_e(\tau) B(\tau) \right) d\tau \right. \\ &\quad \left. + \int_0^1 \left(\Omega_f(\tau) \otimes B(\tau)' B(\tau) \Sigma_u(\tau) B(\tau)' B(\tau) \right) d\tau \right] \left(\int_0^1 \left(\Omega_f(\tau) \otimes B(\tau)' B(\tau) \right) d\tau \right)^{-1} \end{aligned}$$

and $\Omega_z(\cdot)$, $\Omega_f(\cdot)$, $\Sigma_u(\cdot)$ and D_B are defined in Appendix D.2.

Despite the fact that $\hat{\Lambda}_{\text{ols}}^{\text{tv}}$ is based on estimates of $\beta_{i,t}$, μ_t and Φ_t which converge at a rate slower than the parametric rate, our estimator of the price of risk achieves the parametric rate. This is an appealing feature as it means that the additional flexibility we introduce in modeling the time variation in the betas and VAR coefficients does not come at a cost in terms of asymptotic efficiency. The intuition behind this result is that the additional averaging over time to estimate Λ accelerates the rate of convergence. Furthermore, in the spirit of the comment in Remark 1, we can then re-estimate the $\beta_{i,t}$ from a kernel regression of $R_{i,t+1}$ on the sum $(\hat{\Lambda}_{\text{ols}}^{\text{tv}} \tilde{F}_t + \hat{u}_{t+1})$. Finally, in Appendix B we discuss how to carry out restricted estimation and inference for the price of risk parameter Λ .

Testing for Unconditional Pricing The time variation in μ_t and Φ_t implies that the mean of the factors is also shifting over time. The definition of $\bar{\lambda}$ must be changed accordingly:

$$\bar{\lambda} = \lambda_0 + \Lambda_1 \cdot \lim_{T \rightarrow \infty} T^{-1} \sum_{i=1}^T \mathbb{E}[F_t] \quad (25)$$

We then have the following analogous result to Theorem 2,

Theorem 4 *Under our assumptions,*

$$\left(\hat{\lambda} - \bar{\lambda}\right) \xrightarrow{d} \mathcal{N}\left(0, \mathcal{V}_{\bar{\lambda}}^{\text{tv}}\right),$$

where $\mathcal{V}_{\bar{\lambda}}^{\text{tv}}$ is defined in Appendix D.2.

The asymptotic variance, $\mathcal{V}_{\bar{\lambda}}^{\text{tv}}$, can be estimated in a straightforward manner and so inference on whether a factor is priced on average can be conducted easily.

4.1 Comparison to Estimators Using Rolling Regressions

In Section 5 below we compare our results to the estimators proposed by Fama and MacBeth (1973) and Ferson and Harvey (1991) (hereafter “FM” and “FH”, respectively), both implemented using rolling regressions to obtain time-varying betas in the first estimation stage. To properly account for the persistent nature of (some) factors we implement these procedures using the estimated innovations \hat{u}_{t+1} as pricing factors. This is in contrast to much of the empirical literature which estimates betas using the level of the pricing factors without controlling for lagged observations. When the pricing factors are persistent these estimates will not be consistent.¹⁰ Rolling regressions yield estimates $\{\hat{\beta}_{i,t}^{\text{rr}} : i = 1, \dots, N, t = 1, \dots, T\}$ which we stack as $\{\hat{B}_t^{\text{rr}} : t = 1, \dots, T\}$. We then obtain the FM estimator of the constant price of risk parameter λ_0 from

$$\hat{\lambda}_0^{\text{FM}} = T^{-1} \sum_{t=1}^T \hat{\gamma}_t, \quad \hat{\gamma}_t = \left(\hat{B}_t^{\text{rr}'\prime} \hat{B}_t^{\text{rr}}\right)^{-1} \hat{B}_t^{\text{rr}'\prime} \hat{A}_{0,t}^{\text{rr}} \quad (26)$$

where $\hat{A}_{0,t}^{\text{rr}}$ is the (stacked) estimated intercept from the rolling regressions.¹¹ Note the analogy to the constant beta case in equation (14). As in the constant beta case, the estimator in equation (26) is derived from the asset pricing restriction that the intercept satisfies $A_{0,t} = B_t \lambda_0$.

Ferson and Harvey (1991) have proposed to estimate time-varying prices of risk in conditional factor pricing models by first running Fama-MacBeth two-pass regressions as above, and subsequently, in a third estimation step, regressing the obtained time series of market prices of risk ($\hat{\gamma}_t$) on one-month lagged predictor variables. This estimator is similar in spirit to our estimator in which market prices of risk are modeled as affine functions of a set of forecasting (X_2 and X_3) variables.

To implement the FH estimator we again use the innovations \hat{u}_{t+1} as pricing factors but also control for the lagged values of the price of risk factors, F_t (i.e., equation (17)) to estimate the

¹⁰Note that while the results they report are based on simple rolling regressions without controlling for the potential persistence in the pricing factors, Ferson and Harvey (1991) mention in footnote 7 that their results are robust to the estimation of rolling betas controlling for the lagged level of the pricing factors.

¹¹In practice, a five-year burn-in period is necessary to construct these estimators. For ease of notation the equations presented in this subsection ignore this distinction.

betas. We then estimate the price of risk parameters λ by regressing $\hat{\gamma}_t$ on a constant and the lagged price of risk factors, i.e.,

$$\hat{\Lambda}^{FH} = \left(\sum_{t=0}^{T-1} \hat{\gamma}_{t+1} \tilde{F}_t' \right) \left(\sum_{t=0}^{T-1} \tilde{F}_t \tilde{F}_t' \right)^{-1}. \quad (27)$$

We compare the two estimators with the ones derived in this paper in terms of model-implied mean squared pricing errors in the next section.

5 Empirical Application

In this section, we apply our estimation method to a dynamic asset pricing model for equity and Treasury returns. We choose test assets that have been studied extensively in the empirical asset pricing literature in order to illustrate the usefulness of the regression based dynamic asset pricing approach. We show that a parsimonious model with two pricing factors, two price of risk factors, and one factor that is both fits the cross section of size sorted equity portfolios and constant maturity Treasury portfolios very well on average while, at the same time, giving rise to strongly significant time variation in risk premia. We further show that allowing for time variation in factor risk exposures substantially improves the precision of price of risk parameters. Finally, allowing for time variation in prices of risk is more important than modeling time variation in factor risk exposures for minimizing squared pricing errors of the model. Traditional estimation approaches such as the one by Fama and MacBeth (1973) and Ferson and Harvey (1991) imply substantially larger pricing errors than our estimator.

5.1 Data

We obtain ten size sorted portfolios for US equities from Ken French's online data library. We further use constant maturity Treasury portfolios with maturities 1, 2, 5, 7, 10, 20, and 30 years from the Center for Research in Securities Prices (*CRSP*). We compute excess returns over the one-month Treasury bill yield which we also obtain from Ken French's website. Our sample spans the period 1964:01 - 2012:12 for a total of 588 monthly observations.

We use the following set of factors to price the joint cross section of equities and Treasuries. The excess return on the value-weighted equity market portfolio (*MKT*) from CRSP and the *Small minus Big* (*SMB*) portfolio from Fama and French (1993), as well as the ten-year Treasury yield (*TSY10*) serve as cross sectional pricing factors. We obtain the first two factors from Ken French's website, and the latter from the *H.15* release of the Board of Governors of the Federal Reserve. The first two factors explain a substantial share of the variance of the size decile portfolio returns. However, they are not usually considered to be return forecasting variables.

We therefore treat them as cross sectional pricing factors and do not attribute to them a role for explaining time variation in prices of risk. The ten-year Treasury yield can be considered to be a good proxy for the level of the term structure of Treasury yields which has been shown to be a priced factor in the cross section of Treasury returns (see e.g., Cochrane and Piazzesi (2008), Adrian, Crump, and Moench (2013)). We also allow this factor to determine time variation in factor risk premia, as long-term Treasury yields have been shown to contain predictive information for bond and stock returns (see e.g., Keim and Stambaugh (1986), Campbell (1987), Fama and French (1989), Campbell and Thompson (2008)). In addition to these three factors, we consider two price of risk factors: the term spread between the yield on a ten-year Treasury note and the three-month Treasury Bill (*TERM*) (also obtained from the *H.15* release of the Board of Governors of the Federal Reserve), and the log dividend yield of the *S&P500* index (*DY*) from Haver Analytics. Both factors have previously been documented to predict equity and bond returns (see e.g., Campbell and Shiller (1988), Fama and French (1989), Campbell and Thompson (2008), Cochrane (2008)) and are therefore good proxies for time variation in risk premia. In summary, in our model excess returns are determined by risk exposures to *MKT*, *SMB*, and *TSY10*, where the market prices of risk of these three pricing factors are assumed to vary over time as affine functions of *TSY10*, *TERM*, and *DY*.

Given this set of test assets and pricing factors, the total number of risk exposure parameters to estimate is $N \times K_C$ or $17 \times 3 = 51$. The number of market price of risk parameters is $K_C \times (K_F + 1)$ or $3 \times 4 = 12$.

5.2 Empirical Results

We start by discussing the estimates of factor risk exposures assuming constant betas. Table 1 provides beta estimates for all size and Treasury portfolio returns related to the three risk factors, implied by the estimators provided in Section 3. The first panel reports the *OLS* estimates and the second the *QMLE* estimates. In each panel, we provide the estimated betas and associated standard errors for the three cross-sectional pricing factors *MKT*, *SMB*, and *TSY10*, respectively. Several results are worth highlighting. First, the coefficients and standard errors implied by the *OLS* and the *QMLE* estimator are very similar. Hence, any discussion of estimated risk premia does not qualitatively depend on the choice of estimator of B . Second, while all size portfolios significantly load on *MKT* and *SMB*, the Treasury portfolios do not. That is, Treasury portfolio returns do not contemporaneously comove with shocks to the two equity pricing factors in the constant beta specification. The market betas of the size portfolios have the expected magnitudes around 1 with relatively little dispersion. This is the well-known size effect: exposure to *MKT* does not explain the large spread between average excess returns on small versus large market cap stocks. In contrast, the risk exposures to *SMB* show a strong differential between the smallest and the largest size deciles. Finally, while the Treasury portfolios do not load on the

two equity risk factors, the equity portfolios load significantly on the ten-year Treasury yield factor. In particular, excess returns on all except the smallest size decile portfolio are negatively correlated with shocks to $TSY10$. Hence, an unexpected rise of long-term Treasuries is associated with lower excess returns on equity portfolios.

We now compare these estimates with those obtained assuming betas are time-varying. Figure 1 provides plots of factor risk exposures of two test assets, $size5$ and $cmt10$, for all three pricing factors in our model: MKT , SMB , and $TSY10$. For each factor-asset pair we compare three different beta estimates. The constant one (dashed line) obtained using the estimator in Section 3, the time-varying one (solid line) obtained using the Gaussian kernel estimator with data-driven bandwidth choice discussed in Section 4, and the five-year rolling window estimator (dash-dotted line) that is often used in the empirical asset pricing literature and also represents the first-stage estimates in our implementation of the Fama and MacBeth (1973) and Ferson and Harvey (1991) estimators.

Several remarks are in order. First, in all cases the time-varying beta estimates are centered around the constant estimates. Second, while the Gaussian kernel with data-driven bandwidth implies some variability in factor risk exposures, it features considerably less time variation in betas than the five-year rolling beta estimator. In particular, for all factor-asset pairs the latter implies betas with signs flipping multiple times across the sample period. At low frequencies, however, the rolling beta estimates mimic the evolution of the Gaussian kernel-based betas. Moreover, despite the smooth nature of Gaussian kernel estimates, their evolution over time gives rise to some interesting observations. Most importantly, the $size5$ portfolio's beta on the Treasury factor switches from a negative to a positive sign in the mid 1990s. Around the same time, the $cmt10$ portfolio's beta on the equity market portfolio switches from a positive to a negative sign. Hence, our time-varying beta estimates replicate the empirical observation that the correlation between stock and bond returns has flipped signs sometime in the 1990s (see e.g. Baele, Bekaert, and Inghelbrecht (2010), Campbell, Sunderam, and Viceira (2013), David and Veronesi (2013)). Another interesting observation is that the beta of the ten-year constant maturity Treasury return ($cmt10$) onto the ten-year Treasury yield factor ($TSY10$) fluctuates quite substantially over time. Since the return on a bond is, to a first-order approximation, equal to minus its duration times the yield change, this time-variation reflects the fact that the duration of longer-dated Treasury securities has changed substantially over the fifty year sample that we consider. In fact, duration was low in the late 1970s and early 1980s when rates were high and has since experienced a secular upward trend against the backdrop of falling rates. These dynamics are well captured by the time-varying beta estimates. Moreover, the five-year rolling regression based estimates mimic the evolution of time-varying betas from the Gaussian kernel-based estimates with data-driven bandwidth choice quite well, whereas for other asset-factor pairs they appear too noisy.

We next turn to a discussion of the estimated market prices of risk. Table 2 provides

estimates of the market price of risk parameters λ_0 and Λ_1 implied by three different estimators. The second to last column provides the average price of risk estimates $\bar{\lambda}$ for each factor as well as its asymptotic standard error as provided in Theorems 2 and 4, respectively. These statistics allow us to test whether a given factor is priced on average in the cross-section of test assets. Finally, the last column provides a Wald statistic for a test whether the coefficients in a particular row of Λ_1 are jointly equal to zero. This statistic thus indicates whether there is time variation in each of the factor risk prices.

The upper panel reports estimates based on time-varying betas implied by a Gaussian kernel, whereas the middle and bottom panel show them for the three-step *OLS* and *QMLE* estimator under constant betas, respectively. The asymptotic standard errors (and *p*-values in the case of the W_{Λ_1}) statistic are shown in parentheses. We make the following observations. First, the estimated market price of risk parameters are strikingly similar across the three estimators. This reinforces the above observation that the Gaussian kernel based beta estimators with data-driven bandwidth choice do not move sharply over time. Second, the price of risk parameters are estimated with much greater precision in the time-varying beta case, as the standard errors of most elements of λ_0 and Λ_1 are substantially smaller in the top panel of the table. Hence, since the price of risk parameters are identified based on cross-sectional variation of the betas, allowing for time varying risk exposures more precisely captures the price of risk dynamics. Third, while the constant coefficients in the market prices of risk are all individually significant at the one percent level across the three estimators, the average price of risk statistic $\bar{\lambda}$ discussed in Theorems 2 and 4 is statistically different from zero only for *MKT* in the time-varying beta case and for *MKT* and *TSY10* in the constant beta case. Hence, according to all three estimators exposure to *SMB* risk is not unconditionally priced in our cross section of test assets. This is consistent with other studies which document that *SMB* is not priced in the cross section of size and book-to-market sorted equity portfolios (see, for example, Lettau and Ludvigson (2001)). However, while the price of *SMB* risk is statistically not different from zero on average, we will see below that it exhibits substantial time variation, and indeed fluctuates between positive and negative values that are significantly different from zero. This is also indicated by the Wald statistic W_{Λ_1} for the rows of Λ_1 being jointly equal to zero, provided in the last column. All three estimators suggest that there is significant time variation in the prices of risk on all three cross-sectional pricing factors of our model, including *SMB*.

Looking at individual elements of Λ_1 , we find strong evidence for time variation in the prices of risk of *MKT*, *SMB*, and *TSY10* as all but one element of the coefficient matrix Λ_1 are individually significant at least at the 10 percent level. In particular, *TSY10* affects the prices of risk of all three factors with a negative sign. That is, higher long term interest rates drive down the price of risk for both equity and bond market factors. Third, while *TERM* does not significantly add to the variation in the price of *SMB* risk, a high term spread strongly raises the price of *MKT* risk and reduces the price of *TSY10* risk. Since equity portfolios load

positively on MKT this implies that a positive term spread predicts higher expected excess returns on stocks, in line with e.g., Campbell (1987) and Fama and French (1989). Moreover, noting that the factor risk exposures of bond returns on $TSY10$ are negative, the latter finding is consistent with the evidence in e.g., Campbell and Shiller (1991) that a positive slope of the yield curve predicts higher future Treasury returns. Finally, the log dividend yield DY has a positive impact on the prices of risk of all three factors. This confirms previous evidence e.g. in Fama and French (1989) that the dividend yield predicts excess returns on stocks and bonds.

Before diving into a more specific analysis of time variation in risk premia, we document the good performance of our dynamic asset pricing model in explaining average excess returns on size and Treasury portfolios. Figure 2 shows average model-implied excess returns against average observed excess returns, as implied by four different model specifications and corresponding estimators. The upper-left chart shows the average model fit for the specification with both betas and market prices of risk time-varying, estimated with the Gaussian kernel based estimator discussed in Section 4. The upper-right panel displays the model fit for the specification with constant betas, estimated using the three-step OLS regression approach outlined in Section 3. The lower two panels show average pricing errors implied by the Ferson and Harvey (1991) and Fama and MacBeth (1973) estimation approaches. While the former features time-varying and the latter constant prices of risk, both are based on betas estimated via five-year rolling regressions. The charts document that our joint dynamic asset pricing model fits the cross section of average excess returns very well, in both the constant as well as the time-varying beta specification. In contrast, both the Ferson and Harvey (1991) and Fama and MacBeth (1973) estimators imply average fitted excess returns for the equity portfolios in our cross-section that are all lower than the observed average excess returns.

Of course, the model’s ability to fit returns should not only be assessed on average but also at each point in time. In the upper panel of Table 3 we report mean squared pricing errors for our model as implied by the different specifications and estimation approaches. Specifically, for each test asset i we report the quantity¹²

$$MSE_i = \frac{1}{T-1} \sum_{t=0}^{T-1} \hat{e}_{i,t+1}^2 = \frac{1}{T-1} \sum_{t=0}^{T-1} \left(R_{i,t+1} - \hat{\beta}'_{i,t} (\hat{\lambda}_0 + \hat{\Lambda}_1 F_t + \hat{u}_{t+1}) \right)^2.$$

The first column (β_t, λ_t) shows our benchmark specification with both time-varying betas and market prices of risk and the betas being estimated using the approach discussed in Section 4. The second column (β_0, λ_t) is a specification with constant betas but time-varying prices of risk estimated using the OLS estimator discussed in Section 3. Columns three (β_t, λ_0) and four (β_0, λ_0) denote specifications with time varying and constant risk exposures, respectively, and

¹²To ensure a fair comparison across estimators we report mean squared errors taken over the same sample period, thus taking into account the trimming of data in the time-varying beta case.

constant prices of risk. Section 3, but treating the ten-year Treasury yield as a $X1$ -type pricing factor and omitting the dividend yield and the term spread as forecasting factors. The fifth column (“FH”) provides the Ferson and Harvey (1991) estimator discussed in Section 4 which is based on time-varying betas estimated using five year rolling window regressions. Finally, the last column (“FM”) shows the Fama and MacBeth (1973) two-pass estimator based also on time-varying betas estimated using five year rolling window regressions. All mean squared pricing errors are stated in percent.

The main result of the table is that none of the alternative estimation approaches generates mean squared pricing errors that are smaller than those implied by the benchmark (β_t, λ_t) specification for any of the test assets. In particular, the specifications with constant prices of risk imply substantially larger pricing errors. The FH estimator—which features time varying prices of risk but betas estimated using five year rolling window regressions—also produces pricing errors that substantially exceed those implied by our benchmark estimator. The relative performance of the various estimation approaches can best be seen from MSE ratios with respect to our benchmark estimation specification (β_t, λ_t) , provided in the lower panel of Table 3. These ratios show that the benchmark specification outperforms the specification with time-varying prices of risk but constant betas substantially for the Treasury portfolios but by at most few percentage points for the size-sorted equity portfolios. This implies that in our model allowing for time-variation in betas is relatively more important for Treasury returns. In contrast, allowing for time-variation in prices of risk dramatically reduces the mean squared pricing error, as evidenced by the fact that both specifications with constant prices of risk (β_t, λ_0) and (β_0, λ_0) imply MSE’s that exceed the benchmark specification between 20 and 74 percent. Turning to the last two columns we see that when betas are estimated using five-year rolling regressions, allowing for prices of risk to vary over time as in the Ferson-Harvey estimator, improves the model fit with respect to the Fama-MacBeth estimator, but the difference is substantially smaller as when betas are estimated using Gaussian kernels. More importantly, both the *FH* and *FM* estimators imply an average MSE of 19 and 23 percent larger than that of our benchmark specification. Hence, estimators using rolling five year window regressions perform substantially less well than our estimator using time varying betas obtained from Gaussian kernel regressions.¹³

In sum, our results document that the time-variation of excess returns on stock and bond portfolios is mainly driven by time-varying prices of risk and to a much smaller extent by changes in the factor risk betas. This finding is consistent with the results of Ferson and Harvey (1991) and highlights the importance of using a dynamic framework and an estimation approach consistent with such a framework when testing asset pricing models.

We now turn to a characterization of the price of risk dynamics. Figure 3 provides a plot of

¹³For comparison we also considered estimators of the price of risk parameters based on estimated betas using the *level* of price of risk factors rather than innovations. However, not surprisingly, the results were very poor and so we omit them from the presented results.

the estimated price of *MKT* risk implied by the model, as given by our benchmark estimation approach with time-varying betas and lambdas. The upper-left chart shows the time series evolution of the estimated price of risk along with its conditional 95% confidence interval. The plot documents that the price of *MKT* risk is strongly time-varying. While it has on average amounted to about 6 percent over the past 50 years, there have been a few episodes where the estimated price of market risk has been markedly negative. In particular, during the final two years of the dotcom bubble as well as in the two years before the recent financial crisis the estimated market risk premia fell below zero, indicating that according to our model equity investors would have anticipated negative excess returns on equity in these periods.

The remaining charts in Figure 3 show the contribution of the three price of risk factors to these dynamics. Recall that in our model $\lambda_t = \lambda_0 + \Lambda_1 F_t$ where F_t is the vector of price of risk factors. Accordingly, the three charts show the quantities $\lambda_{1j} F_{jt}$ where λ_{1j} is the $(1, j)$ element of Λ_1 and F_{jt} is the j -th factor in F_t . These charts thus allow one to visually attribute the dynamics of the price of market risk to its various components. As an example, our model implies that the equity risk premium was at an all time high in the Spring of 2009. Looking at the individual contributions of the three price of risk factors, this period was characterized by a combination of very low ten-year Treasury yield, a relatively high term spread as well as a fairly elevated dividend yield.

Figure 4 shows the estimated time series of annualized prices of risk for the *SMB* and *TSY10* factors along with their conditional 95% confidence intervals, respectively. Both series exhibit substantial time variation. The price of *SMB* risk largely mimics the dynamics of the price of *MKT* risk, but has a somewhat lower average level. Indeed, as shown in Table 2 the average price of *SMB* risk is not significantly different from zero in our sample. However, as documented by its conditional 95% confidence interval, the price of *SMB* risk has been significantly different from zero over various subperiods in our sample. Turning to the evolution of the market price of *TSY10* risk, shown in the right panel of Figure 4, we see that exposure to long-term Treasury risk was associated with a positive price of risk for much of the period from the beginning of the sample in 1963 through the early 1980s. However, around the time of the Volcker disinflation period, the price of *TSY10* risk switched sign and has since fluctuated around mostly negative values. As discussed above, the exposure of equity portfolios to the Treasury factor switched signs from negative to positive sometime in the mid 1990s. Combined, these results imply that exposure to long-term Treasury risk generated strongly fluctuating risk prices for stock portfolios over the last fifty years. While the price of risk was mostly negative in the early part of the sample, it flipped sign in the early 1980s and became negative again around the mid 1990s.

An important aspect of our modeling framework is that we can use the dynamics of the pricing factors to predict expected excess returns further out than one month ahead. This is useful as it facilitates a quantitative analysis of risk premiums at longer term investment horizons. Figure 5 shows the model-implied expected excess return on the fifth size portfolio

as well as the ten-year constant maturity Treasury portfolio one year and five years into the future, as implied by our benchmark specification with time-varying betas and prices of risk. The charts indicate that the model-implied risk premiums feature sizable time variation. For the fifth size portfolio they varied in a range from minus 15 percent to 30 percent at a one-year ahead horizon and between 2 and 12 percent at a five-year ahead horizon. For the ten-year Treasury portfolio, the time variation of risk premia is in a narrower range of around minus four to slightly over ten percent at the one-year horizon and between slightly below zero and around five percent at the five-year horizon. Hence, our model and estimation approach predict meaningful variation of longer-term risk premia, consistent with the persistence of actual excess returns over long horizons. For comparison, we superimpose the corresponding long-horizon risk premiums implied by the specification with time-varying betas but constant prices of risk. Not surprisingly, this specification implies only minor time-variation in risk premia.

6 Conclusion

Dynamic asset pricing models constitute the core of modern finance theory. Virtually all of the macro-finance literature of recent decades is cast in dynamic terms, often giving rise to time varying risk prices. Empirically, the time variation in prices of risk has been documented robustly (see, e.g., Campbell and Shiller (1988), Cochrane (2011)).

In this paper, we provide a unifying framework for estimating beta representations of generic dynamic asset pricing models which impose cross sectional no arbitrage restrictions and allow for betas to vary smoothly over time and for prices of risk to vary with observable state variables. We allow for state variables that are cross sectional pricing factors, forecasting variables for the price of risk, or both. Our estimation results show that all three types of variables are empirically relevant.

Our regression based estimation approach can be explained as a three step estimator. First, shocks to the state variables are obtained from a time series vector autoregression. Second, asset returns are regressed on lagged state variables and their contemporaneous innovations, generating predictive slopes and risk betas for each test asset. In the third step, prices of risk are obtained by either regressing the predictive slopes on the betas cross sectionally or by an eigenvalue decomposition of the predictive slopes and betas. The three step regression estimator coincides with the estimator of Fama and MacBeth (1973) when (1) state variables are uncorrelated across time and (2) prices of risk are constant. Our approach thus nests the popular Fama-MacBeth two pass estimator.

All of the estimators presented in this paper are either directly or indirectly based on standard regression outputs. As a result, our estimation approach is computationally efficient and robust. We provide an application to the joint pricing of stocks and bonds which features very good cross sectional pricing properties with small average pricing errors as well as strongly significant

time variation of risk premia. We find that the time variation in risk prices is more important than the time variation in betas for achieving good model fits.

A Appendix: Implementing the Estimators

A.1 Constant Betas

More concretely $\hat{\lambda}_{0,\text{ols}}$, $\hat{\lambda}_{0,\text{qmle}}$, $\hat{\Lambda}_{1,\text{ols}}$ and $\hat{\Lambda}_{1,\text{qmle}}$ may be obtained by the following three steps:

1. Estimate the joint VAR in equation (1) via $\hat{V} = X - \hat{\Psi}_{\text{ols}} \tilde{X}_-$ where $\hat{\Psi}_{\text{ols}} = X \tilde{X}'_ - \left(\tilde{X}_- \tilde{X}'_ - \right)^{-1}$ and $\tilde{X}_- = [\iota_T \mid X'_ -]'$. Form \hat{U} as the $K_C \times T$ matrix extracted from the first K_C rows of \hat{V} . Finally, construct the estimators $\hat{\Sigma}_u = \hat{U} \hat{U}' / T$ and $\hat{\Upsilon}_{FF} = \tilde{F}_- \tilde{F}'_ - / T$.
2. Estimate $\hat{A}_{\text{ols}} = R \hat{Z}' \left(\hat{Z} \hat{Z}' \right)^{-1}$ and then form the heteroskedasticity robust standard errors

$$\hat{\nu}_{\text{rob}} = T \cdot \left(\left(\hat{Z} \hat{Z}' \right)^{-1} \otimes I_N \right) \left(\sum_{t=1}^T (\hat{z}_t \hat{z}'_t \otimes \hat{e}_t \hat{e}'_t) \right) \left(\left(\hat{Z} \hat{Z}' \right)^{-1} \otimes I_N \right),$$

where $\hat{z}_t = (1, F'_{t-1}, \hat{u}'_t)'$ and $\hat{e}_t = R_t - \hat{A}_{\text{ols}} \hat{z}_t$.

3. Estimate

$$\hat{\lambda}_{0,\text{ols}} = \left(\hat{B}'_{\text{ols}} \hat{B}_{\text{ols}} \right)^{-1} \hat{B}'_{\text{ols}} \hat{A}_{0,\text{ols}}, \quad \hat{\Lambda}_{1,\text{ols}} = \left(\hat{B}'_{\text{ols}} \hat{B}_{\text{ols}} \right)^{-1} \hat{B}'_{\text{ols}} \hat{A}_{1,\text{ols}}.$$

Next, let $L = [\zeta_1 \cdots \zeta_{K_C}]$ where ζ_i is the eigenvector associated with the i th largest eigenvalue of the matrix $\hat{A}_{\text{ols}} \hat{Z} \hat{Z}' \hat{A}'_{\text{ols}}$. Then let

$$\hat{B}_{\text{qmle},0} = L, \quad \hat{D}_{\text{qmle},0} = L' \hat{A}_{\text{ols}}.$$

Define $\hat{\Delta}_{\text{qmle},0}$ as the last K_C columns of the matrix $\hat{D}_{\text{qmle},0}$. Then,

$$\hat{B}_{\text{qmle}} = \hat{B}_{\text{qmle},0} \hat{\Delta}_{\text{qmle},0}, \quad \hat{D}_{\text{qmle}} = \hat{\Delta}_{\text{qmle},0}^{-1} \hat{D}_{\text{qmle},0},$$

and $\hat{\Lambda}_{\text{qmle}}$ is the matrix formed from the first $K_F + 1$ columns of \hat{D}_{qmle} . Finally, construct the variance estimators

$$\begin{aligned} \hat{\nu}_{\Lambda,\text{ols}} &= \left(\hat{\Upsilon}_{FF}^{-1} \otimes \hat{\Sigma}_u \right) + \mathcal{H}_{\Lambda} \left(\hat{B}_{\text{ols}}, \hat{\Lambda}_{\text{ols}} \right) \hat{\nu}_{\text{rob}} \mathcal{H}_{\Lambda} \left(\hat{B}_{\text{ols}}, \hat{\Lambda}_{\text{ols}} \right)', \\ \hat{\nu}_{\Lambda,\text{qmle}} &= \left(\hat{\Upsilon}_{FF}^{-1} \otimes \hat{\Sigma}_u \right) + \mathcal{H}_{\Lambda} \left(\hat{B}_{\text{qmle}}, \hat{\Lambda}_{\text{qmle}} \right) \hat{\nu}_{\text{rob}} \mathcal{H}_{\Lambda} \left(\hat{B}_{\text{qmle}}, \hat{\Lambda}_{\text{qmle}} \right)'. \end{aligned}$$

A.2 Time-varying Betas

$\hat{\Lambda}^{\text{tv}}$ may be obtained by the three steps given below. The implementation requires choices of the trimming parameter ρ_T . In our empirical application we choose $\rho_{1,T} = 10^{-6}$. In addition, to avoid boundary bias issues we drop the first and last 12 monthly observations in our empirical application, following Ang and Kristensen (2012).

1. Estimate the time-varying joint VAR in equation (18). In the first step, assume Ψ_t follows a polynomial of order P in t , i.e., regress $X_{i,t+1}$ on $(\pi(t) \otimes X_{t-1})$ where $\pi(t) = (1, t, \dots, t^P)$ for $i = 1, \dots, K$. Combine these coefficient estimates to form $\hat{\Psi}_t^0$. In our application we choose

$P = 6$ following Ang and Kristensen (2012). Next, follow the steps in Ang and Kristensen (2009) and Kristensen (2012) to obtain the short-run and long-run bandwidth choices b_i^{sr} and b_i^{lr} for $i = 1, \dots, K$. Then construct the estimator of the i th row of Ψ_t via

$$\left[\hat{\Psi}_{t-1} \right]_{i,\cdot} = \sum_{s=1}^T \mathcal{K}_b \left(\frac{s-t}{T} \right) X_{i,s} \tilde{X}'_{s-1} \left(\sum_{s=1}^T \mathcal{K}_b \left(\frac{s-t}{T} \right) \tilde{X}_{s-1} \tilde{X}'_{s-1} \right)^{-1},$$

where $b \in \{b_i^{\text{sr}}, b_i^{\text{lr}}\}$, $X_{i,s}$ is the i th element of X_s and $\tilde{X}_{s-1} = (1, X'_{s-1})'$. Here, $\mathcal{K}(x) = (2\pi)^{-1/2} \exp(-x^2/2)$. Then form \hat{v}_t by $\hat{v}_t = X_t - \hat{\Psi}_{t-1} \tilde{X}_{t-1}$. Finally, construct

$$\hat{\Omega}_{x,t} = T^{-1} \sum_{s=1}^T \mathcal{K}_b \left(\frac{s-t}{T} \right) \tilde{X}_{s-1} \tilde{X}'_{s-1}, \quad \hat{\Sigma}_{v,t} = T^{-1} \sum_{s=1}^T \mathcal{K}_b \left(\frac{s-t}{T} \right) \hat{v}_s \hat{v}'_s,$$

where $b = b_c$ is a common bandwidth choice. In our applications we use the average bandwidth chosen across the K equations.

2. Estimate the time-varying reduced-form return generating equation (17). In the first step, assume A_t follows a polynomial of order P in t , i.e., regress $R_{i,t+1}$ on $(\pi(t) \otimes z_t^{\text{tv}})$ where $\pi(t) = (1, t, \dots, t^P)$ for $i = 1, \dots, K$. Combine these coefficient estimates to form $\hat{A}_{i,t}^0$. In our application we choose $P = 6$ following Ang and Kristensen (2012). Next, follow the steps in Ang and Kristensen (2009) and Kristensen (2012) to obtain the short-run and long-run bandwidth choices h_i^{sr} and h_i^{lr} for $i = 1, \dots, N$. Then construct the estimator of $A_{i,t}$ via

$$\hat{A}_{i,t-1} = \left(\sum_{s=1}^T \mathcal{K}_h \left(\frac{s-t}{T} \right) z_s^{\text{tv}} z_s^{\text{tv}'} \right)^{-1} \sum_{s=1}^T \mathcal{K}_h \left(\frac{s-t}{T} \right) z_s^{\text{tv}} R_s,$$

where $h \in \{h_i^{\text{sr}}, h_i^{\text{lr}}\}$ and $z_s^{\text{tv}} = (\tilde{X}'_{s-1}, C'_s)'$. Here, $\mathcal{K}(x) = (2\pi)^{-1/2} \exp(-x^2/2)$. Then form $\hat{e}_{i,t} = R_t - \hat{A}_{i,t-1} z_t^{\text{tv}}$. Finally, construct

$$\hat{\Omega}_{f,t} = T^{-1} \sum_{s=1}^T \mathcal{K}_h \left(\frac{s-t}{T} \right) \tilde{F}_{s-1} \tilde{F}'_{s-1}, \quad \hat{\Sigma}_{e,t} = T^{-1} \sum_{s=1}^T \mathcal{K}_h \left(\frac{s-t}{T} \right) \hat{e}_s \hat{e}'_s$$

where $h = h_c$ is a common bandwidth choice. In our applications we use the average bandwidth chosen across the N equations.

3. Estimate

$$\text{vec} \left(\hat{\Lambda}^{\text{tv}} \right) = \left(\sum_{t=0}^{T-1} \left(\tilde{F}_t \tilde{F}'_t \otimes \hat{B}'_t \hat{B}_t \right) + \rho_T \cdot I_{K_C(K_F+1)} \right)^{-1} \sum_{t=0}^{T-1} \left(\tilde{F}_t \otimes \hat{B}'_t \right) \left(R_{t+1} - \hat{B}_t \hat{u}_{t+1} \right),$$

where $\hat{B}_t = [\hat{\beta}_{1,t} \dots \hat{\beta}_{N,t}]'$ and $\hat{\beta}_{i,t}$ are the last K_C elements of $\hat{A}_{i,t}$ from Step 2 using the long-run bandwidths h_i^{lr} for $i = 1, \dots, N$. Finally, construct the variance estimators,

$$\hat{\mathcal{V}}_{\Lambda}^{\text{tv}} = \hat{\mathcal{V}}_{\Lambda,1}^{\text{tv}} + \hat{\mathcal{V}}_{\Lambda,2}^{\text{tv}},$$

where

$$\begin{aligned} \hat{\mathcal{V}}_{\Lambda,1}^{\text{tv}} &= T \cdot \left[\sum_{t=1}^T \left(\hat{\Omega}_{f,t} \otimes \hat{B}'_{t-1} \hat{B}_{t-1} \right) \right]^{-1} \times \\ &\quad \left[\sum_{t=1}^T \left(\left(\hat{\Omega}_{f,t} \hat{\Lambda}^{\text{tv}'} D'_B \Omega_{z,t}^{-1} D_B \hat{\Lambda}^{\text{tv}} \hat{\Omega}_{f,t} + \hat{\Omega}_{f,t} \right) \otimes \hat{B}'_{t-1} \hat{\Sigma}_{e,t} \hat{B}_{t-1} \right) \right] \times \\ &\quad \left[\sum_{t=1}^T \left(\hat{\Omega}_{f,t} \otimes \hat{B}'_{t-1} \hat{B}_{t-1} \right) \right]^{-1}, \end{aligned}$$

$$\hat{\mathcal{V}}_{\Lambda,2}^{\text{tv}} = T \cdot \left[\sum_{t=1}^T \left(\hat{\Omega}_{f,t} \otimes \hat{B}'_{t-1} \hat{B}_{t-1} \right) \right]^{-1} \left[\sum_{t=1}^T \left(\hat{\Omega}_{f,t} \otimes \hat{B}'_{t-1} \hat{B}_{t-1} \hat{\Sigma}_{u,t} \hat{B}'_{t-1} \hat{B}_{t-1} \right) \right] \times \left[\sum_{t=1}^T \left(\hat{\Omega}_{f,t} \otimes \hat{B}'_{t-1} \hat{B}_{t-1} \right) \right]^{-1}.$$

B Imposing Restrictions on Parameters

Although the classification of state variables into risk and price of risk factors allows for the specification of more parsimonious models there still may be situations where one would like to impose zero (or other linear) restrictions to the parameter of interest Λ (or possibly to B). These restrictions may be most easily imposed by the following steps. Suppose, without loss of generality, the restrictions are of the form $H\text{vec}(\theta) = 0$ where H is a known $q \times K_C$ ($K_F + 1$) matrix with $\text{rank}(H) = q$, $\theta = (\text{vec}(B)', \text{vec}(\Lambda)')'$ and the restrictions do not violate that $\text{rank}(B'B) = K_C$. For example, if one wanted to impose the restriction that the second element of λ_0 is equal to zero then $H = (0'_{NK_C \times 1}, (0, 1, 0, \dots, 0)')$.

Let \hat{B} and $\hat{\Lambda}$, and the corresponding $\hat{\theta}$ stand in for either the OLS or QMLE estimators introduced in this paper. Then, the restricted estimator may be found by,

$$\hat{\theta}_r = \min_{\theta \text{ s.t. } H\text{vec}(\theta)=0} \hat{\theta}' W_T \hat{\theta} = \hat{\theta} - W_T^{-1} H' (H W_T^{-1} H')^{-1} H \hat{\theta}.$$

The optimal weight matrix is one which satisfies $W_T \rightarrow_p \mathcal{V}_\theta^{-1}$ as $T \rightarrow \infty$ where \mathcal{V}_θ is the asymptotic variance of $\hat{\theta}$. Under this choice of weighting matrix with $H\text{vec}(\theta) = 0$,

$$\sqrt{T} \left(\text{vec} \left(\hat{\theta} - \theta \right) \right) \xrightarrow{d} \mathcal{N} \left(0, \mathcal{V}_\theta - \mathcal{V}_\theta H' (H \mathcal{V}_\theta H')^{-1} H \mathcal{V}_\theta \right),$$

as $T \rightarrow \infty$. In the case of \hat{B}_{ols} and $\hat{\Lambda}_{\text{ols}}$, \mathcal{V}_θ is

$$\mathcal{V}_\theta = \begin{bmatrix} \mathcal{V}_{B,\text{ols}} & \mathcal{C}_{\text{ols}} \\ \mathcal{C}'_{\text{ols}} & \mathcal{V}_\Lambda \end{bmatrix}, \quad \mathcal{C}_{\text{ols}} = [0_{N(K_F+1)} \mid I_{NK_C}] \mathcal{V}_{\text{rob}} \mathcal{H}_\Lambda(B, \Lambda)',$$

and $\mathcal{V}_{B,\text{ols}}$ is the $(NK_C \times NK_C)$ bottom right sub-matrix of \mathcal{V}_{rob} . In the case of \hat{B}_{qMLE} (or $\hat{B}_{4\text{ols}}$) and $\hat{\Lambda}_{\text{qMLE}}$, \mathcal{V}_θ is

$$\mathcal{V}_\theta = \begin{bmatrix} \mathcal{V}_{B,\text{qMLE}} & \mathcal{C}_{\text{qMLE}} \\ \mathcal{C}'_{\text{qMLE}} & \mathcal{V}_\Lambda \end{bmatrix},$$

$$\mathcal{C}_{\text{qMLE}} = \mathcal{H}_B(B, \Lambda) \mathcal{V}_{\text{rob}} \mathcal{H}_\Lambda(B, \Lambda)', \quad \mathcal{V}_{B,\text{qMLE}} = \mathcal{H}_B(B, \Lambda) \mathcal{V}_{\text{rob}} \mathcal{H}_B(B, \Lambda)',$$

and

$$\begin{aligned} \mathcal{H}_B(B, \Lambda) &= \left([\Lambda \Upsilon_{FF} \Lambda' + \Sigma_u]^{-1} [\Lambda \mid I_{K_C}] \Upsilon_{ZZ} \otimes I_N \right) \\ &\quad - \left([\Lambda \Upsilon_{FF} \Lambda' + \Sigma_u]^{-1} \Lambda \Upsilon_{FF} \otimes B \right) \mathcal{H}_\Lambda(B, \Lambda), \end{aligned}$$

where $\Upsilon_{ZZ} = \text{plim}_{T \rightarrow \infty} \hat{Z} \hat{Z}' / T$. Further details are provided in Appendix D.

In the case when betas are time-varying we can follow similar steps. For the linear restriction $H\theta = 0$ where $\theta = \text{vec}(\Lambda)$ the restricted estimator may be written as,

$$\hat{\theta}_r^{\text{tv}} = \text{vec} \left(\hat{\Lambda}^{\text{tv}} \right) - W_T^{-1} H' (H W_T^{-1} H') H \text{vec} \left(\hat{\Lambda}^{\text{tv}} \right).$$

The optimal weight matrix is one which satisfies $W_T \rightarrow_p (\mathcal{V}_\Lambda^{\text{tv}})^{-1}$ as $T \rightarrow \infty$. Under this choice of

weighting matrix with $H\theta = 0$,

$$\sqrt{T} \left(\hat{\theta}_r^{\text{tv}} - \theta \right) \xrightarrow{d} \mathcal{N} \left(0, \mathcal{V}_\Lambda^{\text{tv}} - \mathcal{V}_\Lambda^{\text{tv}} H' (H \mathcal{V}_\Lambda^{\text{tv}} H')^{-1} H \mathcal{V}_\Lambda^{\text{tv}} \right).$$

C Preliminary Results

Before proving Theorem 1, we will provide some useful results on reduced rank regressions which will be used throughout the Appendix. We will work in the generality of the model,

$$\mathcal{Y}_t = A\mathcal{X}_t + F\mathcal{Z}_t + \varepsilon_t, \quad t = 1, \dots, T, \quad (28)$$

where $A = BD$, B is $n \times k$, D is $k \times m$, $k < \min(n, m)$, \mathcal{X}_t is $m \times 1$, \mathcal{Z}_t is $p \times 1$ and F is full rank. Let $G = [A \mid F]$ and $\tilde{\mathcal{Z}}_t = (\mathcal{X}_t', \mathcal{Z}_t')'$. If we stack the model we have $\mathcal{Y} = A\mathcal{X} + F\mathcal{Z} + \mathcal{E} = G\tilde{\mathcal{Z}} + \mathcal{E}$ and $\hat{G}_{\text{ols}} = \mathcal{Y}\tilde{\mathcal{Z}}' \left(\tilde{\mathcal{Z}}\tilde{\mathcal{Z}}' \right)^{-1}$. Under the population moment condition $\mathbb{E} \left[\left(\tilde{\mathcal{Z}}_t \otimes \varepsilon_t \right) \right] = 0$ the *GMM* objective function may be written as,

$$\begin{aligned} & T \cdot \left(T^{-1} \sum_{t=1}^T \left(\tilde{\mathcal{Z}}_t \otimes \varepsilon_t \right) \right)' W^{\text{gmm}} \left(T^{-1} \sum_{t=1}^T \left(\tilde{\mathcal{Z}}_t \otimes \varepsilon_t \right) \right) \\ &= T^{-1} \cdot \text{vec} \left(\left(\mathcal{Y} - \hat{G}_{\text{ols}}\tilde{\mathcal{Z}} + \left(\hat{G}_{\text{ols}} - G \right) \tilde{\mathcal{Z}} \right) \tilde{\mathcal{Z}}' \right)' W^{\text{gmm}} \text{vec} \left(\left(\mathcal{Y} - \hat{G}_{\text{ols}}\tilde{\mathcal{Z}} + \left(\hat{G}_{\text{ols}} - G \right) \tilde{\mathcal{Z}} \right) \tilde{\mathcal{Z}}' \right) \\ &= T \cdot \text{vec} \left(\hat{G}_{\text{ols}} - G \right)' \left(\left(\tilde{\mathcal{Z}}\tilde{\mathcal{Z}}'/T \right) \otimes I_n \right) W^{\text{gmm}} \left(\left(\tilde{\mathcal{Z}}\tilde{\mathcal{Z}}'/T \right) \otimes I_n \right) \text{vec} \left(\hat{G}_{\text{ols}} - G \right), \end{aligned}$$

which is the *MD* criterion function with $W^{\text{md}} = \left(\left(\tilde{\mathcal{Z}}\tilde{\mathcal{Z}}'/T \right) \otimes I_n \right) W^{\text{gmm}} \left(\left(\tilde{\mathcal{Z}}\tilde{\mathcal{Z}}'/T \right) \otimes I_n \right)$. Thus, the *GMM* and *MD* criterion functions are one-to-one. To show that ML is a special case of *MD/GMM* note that under the assumption $\text{vec}(\mathcal{E}) \sim \mathcal{N} \left(0, \left(I_T \otimes \sigma^2 I_n \right) \right)$ the log-likelihood is $\ell \left(B, D_0, \sigma^2 \right) = -\frac{nT}{2} \log \left(2\pi\sigma^2 \right) - \frac{1}{2\sigma^2} \text{tr}(\mathcal{E}'\mathcal{E})$; however,

$$\text{tr}(\mathcal{E}'\mathcal{E}) = \text{tr} \left(\left(\mathcal{Y} - \hat{G}_{\text{ols}}\tilde{\mathcal{Z}} \right)' \left(\mathcal{Y} - \hat{G}_{\text{ols}}\tilde{\mathcal{Z}} \right) \right) + \text{tr} \left(\left(\hat{G}_{\text{ols}} - G \right)' \left(\hat{G}_{\text{ols}} - G \right) \tilde{\mathcal{Z}}\tilde{\mathcal{Z}}' \right),$$

so that the ML, which solves $\min_G \text{tr}(\mathcal{E}'\mathcal{E})$ are the same as the *MD* estimator with weight matrix $\left(\left(\tilde{\mathcal{Z}}\tilde{\mathcal{Z}}'/T \right) \otimes I_n \right)$. Under the general symmetric weight function $W^{\text{md}} = \left(W_1^{\text{md}} \otimes W_2^{\text{md}} \right)$ with

$$W_1^{\text{md}} = \begin{bmatrix} W_{1,11}^{\text{md}} & W_{1,12}^{\text{md}} \\ W_{1,12}^{\text{md}'} & W_{1,22}^{\text{md}} \end{bmatrix},$$

and the normalization $B'W_2^{\text{md}}B = I_k$ (since B and D are not separately identified without further assumption), it may be shown that the *MD* estimators are

$$\hat{B}_{\text{md}} = \left(W_2^{\text{md}} \right)^{-1/2} \mathcal{L}, \quad \hat{D}_{\text{md}} = \hat{B}'_{\text{md}} W_2^{\text{md}} \hat{A}_{\text{ols}}, \quad \hat{F}_{\text{md}} = \hat{F}_{\text{ols}} + \left(\hat{A}_{\text{ols}} - \hat{B}_{\text{md}} \hat{D}_{\text{md}} \right) W_{1,12}^{\text{md}} \left(W_{1,22}^{\text{md}} \right)^{-1},$$

where $\mathcal{L} = [\zeta_1 \ \dots \ \zeta_k]$ and ζ_i is eigenvector associated with the i th largest eigenvalue of the matrix

$$\left(W_2^{\text{md}} \right)^{1/2} \hat{A}_{\text{ols}} \left(W_{1,11}^{\text{md}} - W_{1,12}^{\text{md}} \left(W_{1,22}^{\text{md}} \right)^{-1} W_{1,21}^{\text{md}} \right) \hat{A}'_{\text{ols}} \left(W_2^{\text{md}} \right)^{1/2}.$$

This follows since

$$\begin{aligned} & \min_{B,D,F} \text{vec} \left(\hat{G}_{\text{ols}} - G \right)' \left(W_1^{\text{md}} \otimes W_2^{\text{md}} \right) \text{vec} \left(\hat{G}_{\text{ols}} - G \right) \\ &= \text{tr} \left(\hat{G}'_{\text{ols}} W_2^{\text{md}} \hat{G}_{\text{ols}} W_1^{\text{md}} \right) + \text{tr} \left(G' W_2^{\text{md}} G W_1^{\text{md}} \right) - 2 \text{tr} \left(\hat{G}'_{\text{ols}} W_2^{\text{md}} G W_1^{\text{md}} \right). \end{aligned}$$

We may ignore the first term as it is not a function of B , D or F . If we fix A (i.e., B and D) and solve for F ,

$$\hat{F}_{\text{md}} = \left((\hat{A}_{\text{ols}} - A) W_{1,12}^{\text{md}} + \hat{F}_{\text{ols}} W_{1,22}^{\text{md}} \right) (W_{1,22}^{\text{md}})^{-1} = \hat{F}_{\text{ols}} + (\hat{A}_{\text{ols}} - BD) W_{1,12}^{\text{md}} (W_{1,22}^{\text{md}})^{-1},$$

and plugging this back in and using the normalization $B'W_2^{\text{md}}B = I_k$ we may obtain,

$$\begin{aligned} & \min_{B,D,F} \text{vec} \left(\hat{G}_{\text{ols}} - G \right)' (W_1^{\text{md}} \otimes W_2^{\text{md}}) \text{vec} \left(\hat{G}_{\text{ols}} - G \right) \\ &= \text{tr} \left(D \left(W_{1,11}^{\text{md}} - W_{1,12}^{\text{md}} (W_{1,22}^{\text{md}})^{-1} W_{1,12}'^{\text{md}} \right) D' \right) - 2 \cdot \text{tr} \left(D \left(W_{1,11}^{\text{md}} - W_{1,12}^{\text{md}} (W_{1,22}^{\text{md}})^{-1} W_{1,12}'^{\text{md}} \right) \hat{A}'_{\text{ols}} W_2^{\text{md}} B \right). \end{aligned}$$

Given B we may solve for D , which yields $\hat{D}_{\text{md}} = \hat{B}'_{\text{md}} W_2^{\text{md}} \hat{A}_{\text{ols}}$. Plugging this back in yields the following maximization problem,

$$\max_{\tilde{B}} \text{tr} \left(\tilde{B}' (W_2^{\text{md}})^{1/2} \hat{A}_{\text{ols}} \left(W_{1,11}^{\text{md}} - W_{1,12}^{\text{md}} (W_{1,22}^{\text{md}})^{-1} W_{1,12}'^{\text{md}} \right) \hat{A}'_{\text{ols}} (W_2^{\text{md}})^{1/2} \tilde{B} \right) \quad \text{s.t. } \tilde{B}' \tilde{B} = I_k,$$

where $\tilde{B} = (W_2^{\text{md}})^{1/2} B$ and the result follows.

In a similar vein as in the discussion of Fama-MacBeth regressions with dynamic factors, it is straightforward to form a bias-corrected estimator of Λ for the bias induced by replacing u_t by \hat{u}_t . In particular, this bias arises because \hat{u}_t is a function of $X_{1,t}$, which does not show up in the formulation for returns in equation (3). The prescription to deal with this bias is analogous to that described in footnote 7, namely, include $X_{1,t}$ in the first-step regression. The degree of the bias is affected by a subset of elements of Φ , namely, those parameters which designate how strong the predictive power for X_1 -type variables is based on X_1 - and X_2 -type variables. The proofs of Theorems 1 and 2 can then be straightforwardly modified to provide appropriate limiting distributions for these estimators using the results in this section.

D Appendix: Proofs

D.1 Constant Betas

For the results in the constant-beta case we make the following assumptions (in addition to those made in the main text): (i) all eigenvalues of Φ have modulus less than one; (ii) $\Sigma_{v,t} = \Sigma_v$ for all t and Σ_v is positive definite; (iii) the initial condition X_0 satisfies $X_0 = o_p(T^{1/2})$ (iv) $(R'_t, v'_t)'$ is a stationary ergodic sequence with $\mathbb{E} \left\| (R'_t, v'_t)' \right\|^4 < \infty$; (v) the matrix $B'B$ has minimum eigenvalue bounded away from zero; (vi) $\mathbb{E} [e_{i,t} v_t v'_t | \mathcal{F}_{t-1}] = 0 \forall t$ and $i = 1, \dots, N$.

All of these assumptions are standard except perhaps assumption (vi). Assumption (i) ensures that the dynamics of X_t are stationary. From an economic perspective, this restriction rules out phenomena such as rational bubbles that would be associated with exploding risk premia. From a statistical point of view, the assumption allows us to avoid non-standard asymptotic arguments. Assumption (ii) is natural given that B does not time vary in our this case. Assumption (iii) ensures that the influence of the initial condition is asymptotically negligible. Assumption (v) guarantees that the matrix $B'B$ satisfies $\text{rank}(B'B) = K_C$. Intuitively, we are assuming away the presence of redundant, uninformative or unspanned factors. Assumption (vi) limits the degree of dependence between $e_{i,t}$ and v_t and consequently simplifies our asymptotic variance formulas. To provide intuition for this assumption note that it would hold in the case that we assumed that $(R'_t, v'_t)'$ are jointly distributed *iid* conditional on \mathcal{F}_{t-1} from an elliptically symmetric distribution. Under these assumptions we have the following results

$$\begin{bmatrix} T^{-1/2} \cdot \text{vec} \left(V \tilde{X}'_- \right) \\ T^{-1/2} \cdot \text{vec} \left(E \tilde{X}'_- \right) \\ T^{-1/2} \cdot \text{vec} (E V') \end{bmatrix} \xrightarrow{d} \mathcal{N} \left(0, \begin{bmatrix} (\Upsilon_{XX} \otimes \Sigma_v) & 0 \\ 0 & \mathcal{V}_{\text{rob}} \end{bmatrix} \right), \quad (29)$$

and $\hat{\mathcal{V}}_{\text{rob}} \xrightarrow{p} \mathcal{V}_{\text{rob}}$ where $\Upsilon_{XX} = \text{plim}_{T \rightarrow \infty} \tilde{X}_- \tilde{X}'_- / T$.

Proof of Theorem 1. We will first show the result for $\hat{\Lambda}_{\text{ols}}$. Let $\hat{A}_{01,\text{ols}} = [\hat{A}_{1,\text{ols}} \mid \hat{A}_{2,\text{ols}}]$ so that $\hat{\Lambda}_{\text{ols}} = (\hat{B}'_{\text{ols}} \hat{B}_{\text{ols}})^{-1} \hat{B}'_{\text{ols}} \hat{A}_{01,\text{ols}}$. Then,

$$\begin{aligned} \hat{\Lambda}_{\text{ols}} &= (\hat{B}'_{\text{ols}} \hat{B}_{\text{ols}})^{-1} \hat{B}'_{\text{ols}} R M_{\hat{U}} \tilde{F}'_- (\tilde{F}_- M_{\hat{U}} \tilde{F}'_-)^{-1} \\ &= \Lambda + U M_{\hat{U}} \tilde{F}'_- (\tilde{F}_- M_{\hat{U}} \tilde{F}'_-)^{-1} + (\hat{B}'_{\text{ols}} \hat{B}_{\text{ols}})^{-1} \hat{B}'_{\text{ols}} E M_{\hat{U}} \tilde{F}'_- (\tilde{F}_- M_{\hat{U}} \tilde{F}'_-)^{-1} \\ &\quad - (\hat{B}'_{\text{ols}} \hat{B}_{\text{ols}})^{-1} \hat{B}'_{\text{ols}} (\hat{B}_{\text{ols}} - B) \Lambda - (\hat{B}'_{\text{ols}} \hat{B}_{\text{ols}})^{-1} \hat{B}'_{\text{ols}} (\hat{B}_{\text{ols}} - B) U M_{\hat{U}} \tilde{F}'_- (\tilde{F}_- M_{\hat{U}} \tilde{F}'_-)^{-1}, \end{aligned}$$

where $M_{\hat{U}} = I_T - \hat{U}' (\hat{U} \hat{U}')^{-1} \hat{U}$. Under our assumptions the last term is $o_p(T^{-1/2})$ so that

$$\sqrt{T} \text{vec}(\hat{\Lambda}_{\text{ols}} - \Lambda) = \mathcal{T}_1 + \mathcal{T}_2 + \mathcal{T}_3 + o_p(1),$$

where

$$\begin{aligned} \mathcal{T}_1 &= \left((\tilde{F}_- \tilde{F}'_- / T)^{-1} \otimes I_{K_C} \right) \text{vec} \left(T^{-1/2} U \tilde{F}'_- \right), \\ \mathcal{T}_2 &= \left(I_{(K_F+1)} \otimes (B' B)^{-1} B' \right) \text{vec} \left(\sqrt{T} (\hat{A}_{01,\text{ols}} - A) \right), \\ \mathcal{T}_3 &= - \left(\Lambda' \otimes (B' B)^{-1} B' \right) \text{vec} \left(\sqrt{T} (\hat{B}_{\text{ols}} - B) \right). \end{aligned}$$

Under our assumptions, $\sqrt{T} \left(\text{vec}(\hat{A}_{\text{ols}} - A) \right) \rightarrow_d \mathcal{N}(0, \mathcal{V}_{\text{rob}})$ and is asymptotically uncorrelated with $\text{vec}(T^{-1/2} U \tilde{F}'_-) \rightarrow_d \mathcal{N}(0, (\Upsilon_{FF} \otimes \Sigma_u))$ and so the result follows.

Now let us consider $\hat{\Lambda}_{\text{qMLE}}$. By the derivations above (when $F = 0$) and with weight matrix $W_1^{\text{md}} = \hat{Z} \hat{Z}' / T$ and $W_2^{\text{md}} = I_N$ then we may find \hat{B}_{qMLE} and $\hat{\Lambda}_{\text{qMLE}}$ as transformations of the K_C eigenvectors associated with the largest eigenvalues of the matrix $\hat{A}_{\text{ols}} (\hat{Z} \hat{Z}' / T) \hat{A}'_{\text{ols}}$ (see Appendix A). By standard properties of MD estimators we know that the asymptotic variance of $\left(\text{vec}(\hat{B}_{\text{qMLE}}), \text{vec}(\hat{\Lambda}_{\text{qMLE}}) \right)'$ is

$$\mathcal{V}_{B\Lambda, \text{qMLE}} = (\mathcal{J}'_{\text{md}} W^{\text{md}} \mathcal{J}_{\text{md}})^{-1} (\mathcal{J}'_{\text{md}} W^{\text{md}} \mathcal{V}_{\text{rob}} W^{\text{md}} \mathcal{J}_{\text{md}}) (\mathcal{J}'_{\text{md}} W^{\text{md}} \mathcal{J}_{\text{md}})^{-1},$$

where

$$\begin{aligned} \mathcal{J}_{\text{md}} &= \left[\begin{array}{c} \frac{\partial \text{vec}(\hat{A}_{\text{ols}} - A)}{\partial \text{vec}(B)'} \mid \frac{\partial \text{vec}(\hat{A}_{\text{ols}} - A)}{\partial \text{vec}(\Lambda)'} \end{array} \right] \\ &= \left[-([\Lambda \mid I_{K_C}]' \otimes I_N) \mid - (I_{(K_C+K_F+1)} \otimes B) \left[I_{K_C(K_F+1)} \mid \mathbf{0}_{K_C(K_F+1) \times K_C^2} \right]' \right]. \end{aligned}$$

After incorporating the uncertainty from replacing U by \hat{U} , it can then be shown that this yields,

$$\mathcal{V}_{B\Lambda, \text{qMLE}} = \left[\begin{array}{cc} \mathcal{H}_B(B, \Lambda) \mathcal{V}_{\text{rob}} \mathcal{H}_B(B, \Lambda)' & \mathcal{H}_B(B, \Lambda) \mathcal{V}_{\text{rob}} \mathcal{H}_\Lambda(B, \Lambda)' \\ \mathcal{H}_\Lambda(B, \Lambda) \mathcal{V}_{\text{rob}} \mathcal{H}_B(B, \Lambda)' & (\Upsilon_{FF}^{-1} \otimes \Sigma_u) + \mathcal{H}_\Lambda(B, \Lambda) \mathcal{V}_{\text{rob}} \mathcal{H}_\Lambda(B, \Lambda)' \end{array} \right],$$

where

$$\begin{aligned}\mathcal{H}_B(B, \Lambda) &= \left([\Lambda \Upsilon_{FF} \Lambda' + \Sigma_u]^{-1} [\Lambda \mid I_{K_C}] \Upsilon_{ZZ} \otimes I_N \right) \\ &\quad - \left([\Lambda \Upsilon_{FF} \Lambda' + \Sigma_u]^{-1} \Lambda \Upsilon_{FF} \otimes B \right) \mathcal{H}_\Lambda(B, \Lambda),\end{aligned}$$

where $\Upsilon_{ZZ} = \text{plim}_{T \rightarrow \infty} \hat{Z} \hat{Z}' / T = \text{plim}_{T \rightarrow \infty} \tilde{Z} \tilde{Z}' / T$. ■

Proof of Theorem 2. Let $\mu_F = \mathbb{E}[F_t]$ and $\hat{\mu}_F = T^{-1} \sum_{t=1}^T F_t$. Here we derive the asymptotic distribution of the estimator $\hat{\lambda} = \hat{\lambda}_0 + \hat{\Lambda}_1 \hat{\mu}_F$. Note that we could also estimate μ_F by the last K_F elements of $(I_K - \hat{\Phi})^{-1} \hat{\mu}$. These two approaches are asymptotically equivalent. Then,

$$\hat{\lambda} - \bar{\lambda} = \left(\hat{\lambda}_0 - \lambda_0 \right) + \left(\hat{\Lambda}_1 - \Lambda_1 \right) \mu_F + \Lambda_1 (\hat{\mu}_F - \mu_F) + o_p \left(T^{-1/2} \right).$$

Define $\tilde{\mu}_F = (1, \mu_F')'$ and $\tilde{\Lambda}_1 = [0_{K_C \times K_1} \quad \Lambda_1]$ so that

$$\hat{\lambda} - \bar{\lambda} = (\tilde{\mu}_F' \otimes I_{K_C}) \text{vec} \left(\hat{\Lambda} - \Lambda \right) + \tilde{\Lambda}_1 (\hat{\mu} - \mu) + o_p \left(T^{-1/2} \right),$$

where $\hat{\mu}_X = T^{-1} \sum_{t=1}^T X_t$. Note that

$$\sqrt{T} (\hat{\mu}_X - \mu_X) = (I_K - \Phi)^{-1} T^{-1/2} V \iota_T + o_p(1),$$

and from the proof of Theorem 1

$$\text{vec} \left(\sqrt{T} \left(\hat{\Lambda}_{\text{ols}} - \Lambda \right) \right) = \left(\Upsilon_{FF}^{-1} \otimes I_{K_C} \right) \text{vec} \left(U \tilde{F}'_- \right) + \mathcal{H}_\Lambda(B, \Lambda) \sqrt{T} \text{vec} \left(\hat{A}_{\text{ols}} - A \right) + o_p(1).$$

Under our assumptions the only covariance term arises from

$$T^{-1} \text{vec} \left(V \iota_T / \sqrt{T} \right) \text{vec} \left(U \tilde{F}'_- / \sqrt{T} \right)' = T^{-1} \sum_{s=1}^T \sum_{t=1}^T \left(\tilde{F}'_{s-1} \otimes v_t u_s' \right).$$

For $s \neq t$ the sum converges in probability to zero under our assumptions so that

$$\sqrt{T} \left(\hat{\lambda} - \bar{\lambda} \right) \xrightarrow{d} \mathcal{N} \left(0, \mathcal{V}_{\hat{\lambda}} \right),$$

where

$$\begin{aligned}\mathcal{V}_{\hat{\lambda}} &= (\tilde{\mu}_F' \otimes I_{K_C}) \mathcal{V}_\Lambda (\tilde{\mu}_F' \otimes I_{K_C})' + \tilde{\Lambda}_1 (I_K - \Phi)^{-1} \Sigma_v \left[(I_K - \Phi)^{-1} \right]' \tilde{\Lambda}_1' + C_{\hat{\lambda}} + C_{\hat{\lambda}}', \\ C_{\hat{\lambda}} &= \tilde{\Lambda}_1 (I_K - \Phi)^{-1} \Sigma_{vu},\end{aligned}$$

and Σ_{vu} is formed from the first K_C columns of the matrix Σ_v . ■

Derivations for Section B. First we derive the asymptotic covariance matrix \mathcal{C}_{ols} . Note that the asymptotic variance of $\sqrt{T} \text{vec} \left(\hat{B}_{\text{ols}} - B \right)$ is the bottom right block element of the matrix \mathcal{V}_{rob} and from the proof of Theorem 1,

$$\text{vec} \left(\sqrt{T} \left(\hat{\Lambda}_{\text{ols}} - \Lambda \right) \right) = \left(\Upsilon_{FF}^{-1} \otimes I_{K_C} \right) \text{vec} \left(U \tilde{F}'_- \right) + \mathcal{H}_\Lambda(B, \Lambda) \sqrt{T} \text{vec} \left(\hat{A}_{\text{ols}} - A \right) + o_p(1).$$

Thus, $\mathcal{C}_{\text{ols}} = [0_{N(K_F+1)} \mid I_{N K_C}] \mathcal{V}_{\text{rob}} \mathcal{H}_\Lambda(B, \Lambda)'$. Next, we derive the asymptotic covariance matrix $\mathcal{C}_{\text{qmle}}$. From the proof of Theorem 1,

$$\text{vec} \left(\sqrt{T} \left(\hat{B}_{\text{qmle}} - B \right) \right) = \mathcal{H}_B(B, \Lambda) \sqrt{T} \text{vec} \left(\hat{A}_{\text{ols}} - A \right) + o_p(1),$$

so that under our assumptions $\mathcal{C}_{\text{qmlc}} = \mathcal{H}_B(B, \Lambda) \mathcal{V}_{\text{rob}} \mathcal{H}_\Lambda(B, \Lambda)'$. ■

D.2 Time-varying Betas

For the results in the time-varying beta case we proceed conditional on the realizations of the random processes $\Psi(\cdot)$ and $\beta_i(\cdot)$ for $i = 1, \dots, N$. However, we suppress these arguments in the expectation operator to simplify notation. To simplify the notation in this Appendix we will, without loss of generality, map $\beta_{i,t} \mapsto \beta_{i,t+1}$, $\mu_t \mapsto \mu_{t+1}$, and $\Phi_t \mapsto \Phi_{t+1}$. For the case where betas are time-varying it will be more convenient to state the assumptions in terms of the linear model $\mathcal{Y}_{t,T} = A_{t,T} \mathcal{X}_{t,T} + \mathcal{E}_{t,T}$, $t = 1, \dots, T$ which will nest both equation (17) and (18). Although this is a triangular array of models we will suppress the dependence on T for simplicity of notation. Finally, define $\Omega_{z,t} = \mathbb{E}[z_t^{\text{tv}} z_t^{\text{tv}'}]$, $\Omega_{f,t} = \mathbb{E}[\tilde{F}_{t-1} \tilde{F}_{t-1}']$, $\Omega_{x,t} = \mathbb{E}[\tilde{X}_{t-1} \tilde{X}_{t-1}']$, $\Sigma_{e,t} = \mathbb{E}[e_t e_t']$ and $\Sigma_{v,t} = \mathbb{E}[v_t v_t']$ where $\Sigma_{u,t}$ is the matrix formed from the first K_C rows and columns of $\Sigma_{v,t}$. We make the following assumptions:

(i) For all $t \geq 1$, $\sup_{T \geq 1} \sup_{t \leq T} \mathbb{E}[\|(\mathcal{X}'_t, \mathcal{E}'_t)\|^{\delta+\delta}] < \infty$ for some $\delta > 0$ and is mixing where the mixing coefficients

$$m_T(i) = \sup_{-T \leq \ell \leq T} \sup_{A \in \mathcal{F}_{T,-\infty}^\ell, B \in \mathcal{F}_{T,T+i}^\infty} |\mathbb{P}(A \cap B) - \mathbb{P}(A)\mathbb{P}(B)|,$$

satisfy $m_T(i) \leq m(i)$, $T \geq 0$, and the dominating sequence $m(i)$ is geometrically decreasing. \mathcal{E}_t is a martingale-difference sequence with respect to $\mathcal{F}_t = \sigma(\mathcal{X}_t, \mathcal{E}_{t-1}, \mathcal{X}_{t-1}, \mathcal{E}_{t-2}, \dots)$.

(ii) The observed data $\{(\mathcal{Y}_t, \mathcal{X}'_t) : t = 0, \dots, T\}$ have been symmetrically trimmed with positive trimming sequence a_T which satisfies $a_T/b_T \rightarrow 0$, $a_T/h_T \rightarrow 0$, and $\sqrt{T}a_T \rightarrow 0$.

(iii) The sequence $\beta_{i,t}$ satisfies $\beta_{i,t} = \beta_i(t/T) + o(1)$ for $i = 1, \dots, N$ and similarly for Ψ_t , $\Omega_{x,t}$, $\Sigma_{e,t}$, and $\Sigma_{v,t}$ for some functions $\beta_i(\cdot)$, $\Psi(\cdot) \equiv [\mu(\cdot) \ \Phi(\cdot)]$, $\Omega_x(\cdot)$, $\Sigma_e(\cdot)$ and $\Sigma_v(\cdot)$, respectively. The elements of these functions are in $\mathcal{C}^r[0, 1]$, the space of r -times continuously differentiable functions, for some $r \geq 1$. For all $\tau \in [0, 1]$, $\Omega_x(\tau)$, $\Sigma_e(\tau)$ and $\Sigma_v(\tau)$ are positive definite with eigenvalues bounded and bounded away from zero. Finally, $\sup_{0 \leq \tau \leq 1} |B(\tau)|$ is bounded and $\sup_{0 \leq \tau \leq 1} |\gamma_{\max}(\Phi(\tau))|$ is bounded below one where $\gamma_{\max}(\cdot)$ is the maximum eigenvalue of a matrix.

(iv) $\lim_{T \rightarrow \infty} T^{-1} \sum_{t=1}^T (\Omega_{f,t} \otimes B'_t B_t) = \int_0^1 (\Omega_f(\tau) \otimes B(\tau)' B(\tau)) d\tau$ exists and is positive definite with all eigenvalues bounded and bounded away from zero. Also,

$$\begin{aligned} & \lim_{T \rightarrow \infty} T^{-1} \sum_{t=1}^T ((\Omega_{f,t} \Lambda' \Sigma_{u,t}^{-1} \Lambda \Omega_{f,t} + \Omega_{f,t}) \otimes B'_t \Sigma_{e,t} B_t) \\ &= \int_0^1 ((\Omega_f(\tau) \Lambda' \Sigma_u(\tau)^{-1} \Lambda \Omega_f(\tau) + \Omega_f(\tau)) \otimes B(\tau)' \Sigma_e(\tau) B(\tau)) d\tau, \end{aligned}$$

and

$$\begin{aligned} & \lim_{T \rightarrow \infty} T^{-1} \sum_{t=1}^T (\Omega_{f,t} \otimes B'_t B_t \Sigma_{u,t} B'_t B_t) \\ &= \int_0^1 (\Omega_f(\tau) \otimes B(\tau)' B(\tau) \Sigma_u(\tau) B(\tau)' B(\tau)) d\tau \end{aligned}$$

and $\lim_{T \rightarrow \infty} T^{-1} \sum_{t=1}^T \mathbb{E}[X_t]$ exist.

(v) $\|X_0\| = o_p(T^{1/2})$ and for $1 \leq i \leq N$, $\mathbb{E}[e_{i,t} v_t v'_t | \mathcal{F}_{t-1}] = 0$.

(vi) The kernel \mathcal{K} satisfies the following conditions: there exists $B, L < \infty$ such that either $\mathcal{K}(w) = 0$ for $\|w\| > L$ and $|\mathcal{K}(w) - \mathcal{K}(w')| \leq B \|w - w'\|$, or $\mathcal{K}(w)$ is differentiable with $|\partial \mathcal{K}(w) / \partial w| \leq B$ and, for some $\varrho > 1$, $|\partial \mathcal{K}(w) / \partial w| \leq \|w\|^{-\varrho}$ for $\|w\| \geq L$. Also, $|\mathcal{K}(w)| \leq B \|w\|^{-\varrho}$ for $\|w\| \geq L$. $\int \mathcal{K}(w) dw = 1$ and for some $r \geq 2$, $\int w^i \mathcal{K}(w) dw = 0$ for $i = 1, \dots, r-1$ and $\int |w|^r \mathcal{K}(w) dw < \infty$.

(vii) The sequence ρ_T satisfies $\sqrt{T} \rho_T \rightarrow 0$. The bandwidth sequence h_T satisfies $Th_T^{2r} \rightarrow 0$, $\log(T)^2 / Th_T^2 \rightarrow$

0, and $T^{\epsilon-1}h_T^{-(1+\delta)/(2+\delta)} \rightarrow 0$ for some $\epsilon > 0$. The bandwidth sequence b_T satisfies $Tb_T^{2r} \rightarrow 0$, $\log(T)^2 / Tb_T^2 \rightarrow 0$, and $T^{\epsilon-1}b_T^{-(1+\delta)/(2+\delta)} \rightarrow 0$ for some $\epsilon > 0$.

Assumptions (i)-(iii), (vi)-(vii) presented are essentially the same as those of Kristensen (2012). The remaining assumptions are tailored to our specific model specification. Following similar steps as in Section 2, the martingale difference assumption implies that $\mathbb{E}[M_{t+1}R_{t+1} | (e_s, v_s : s \leq t)] = 0$. Thus, these assumptions are consistent with the asset pricing restrictions discussed in Section 2. When implementing the estimators introduced in this paper different bandwidths should be used for each series (see Appendix A.2); however, without loss of generality, the derivations rely on a common bandwidth choice h_T and b_T to simplify the presentation. In addition, we will also suppress the dependence of the bandwidth sequences on T . Finally, define $\prod_{i=1}^m A_i = A_1 A_2 \cdots A_m$ for a sequence of square matrices and $\|A\| = \sqrt{\text{tr}(A'A)}$ the matrix Euclidean norm.

To proceed we will make repeated use of the following two lemmas. The second lemma is Lemma B.11 of Kristensen (2012). We restate it for convenience.

Lemma D.1 *Under our assumptions,*

$$\begin{aligned} (a) \quad & \hat{\Psi}_t - \Psi_t = T^{-1} \sum_{s=1}^T \mathcal{K}_b \left(\frac{s-t}{hT} \right) \cdot [(\Psi_s - \Psi_t) \tilde{X}_{s-1} \tilde{X}'_{s-1} + v_s \tilde{X}'_{s-1}] \Omega_{\bar{x},t}^{-1} + O_p(b^{2r}) + O_p\left(\frac{\log T}{bT}\right), \\ (b) \quad & \hat{A}_t - A_t = T^{-1} \sum_{s=1}^T \mathcal{K}_h \left(\frac{s-t}{T} \right) \cdot [(A_s - A_t) z_s z'_s + e_s z'_s] \Omega_{z,t}^{-1} + O_p(h^{2r}) + O_p\left(\frac{\log T}{hT}\right), \\ (c) \quad & \sup_{1 \leq t \leq T} \|\hat{A}_t - A_t\| = O_p(h^r) + O_p\left(\sqrt{\frac{\log(T)}{hT}}\right), \\ (d) \quad & \sup_{1 \leq t \leq T} \|\hat{\Psi}_t - \Psi_t\| = O_p(b^r) + O_p\left(\sqrt{\frac{\log(T)}{bT}}\right), \end{aligned}$$

uniformly over $1 \leq t \leq T$.

Proof of Lemma D.1. Parts (a) and (b) follow by the same steps as in the proof of Theorem 2 in Ang and Kristensen (2009). Parts (c) and (d) follow by Kristensen (2009). ■

Lemma D.2 *Assume that $m_T^{\delta/(2+\delta)} = O(T^{-2+\epsilon})$ for some $\delta, \epsilon > 0$. Then, for any symmetric function $\phi_T(Y_s, Y_t)$, the following decomposition holds:*

$$\binom{T}{2}^{-1} \sum_{s < t} \phi_T(Y_s, Y_t) = \theta_T + \frac{2}{T} \sum_{t=1}^T [\bar{\phi}_n(Y_t) - \theta_T] + \mathfrak{R}_T,$$

where

$$\theta_T = \binom{T}{2}^{-1} \sum_{s < t} \mathbb{E}[\phi_T(Y_s, Y_t)], \quad \bar{\phi}_T(y) = \mathbb{E}[\phi_T(y, Y_t)],$$

and

$$\left(\mathbb{E}[\mathfrak{R}_T^2]\right)^{1/2} = O\left(\mathfrak{s}_{T,\delta} \cdot T^{-1+\epsilon/2}\right), \quad \mathfrak{s}_{T,\delta} = \sup_{s \neq t} \left(\mathbb{E}\left[|\phi_T(Y_s, Y_t)|^{2+\delta}\right]\right)^{1/(2+\delta)}.$$

Proof of Theorem 3. Throughout we use z_t instead of z_t^{tv} for simplicity of notation. We first find the asymptotic linear representation of

$$\sqrt{T} \text{vec}(\hat{\Lambda}) = \left[T^{-1} \sum_{t=1}^T \left(\tilde{F}_{t-1} \tilde{F}'_{t-1} \otimes \hat{B}'_t \hat{B}_t \right) + \rho_T \cdot I_{K_C(K_F+1)} \right]^{-1} T^{-1/2} \sum_{t=1}^T \left(\tilde{F}_{t-1} \otimes \hat{B}'_t \right) \text{vec} \left(R_t - \hat{B}_t \hat{u}_t \right).$$

The first factor satisfies

$$\left[T^{-1} \sum_{t=1}^T \left(\tilde{F}_{t-1} \tilde{F}'_{t-1} \otimes \hat{B}'_t \hat{B}_t \right) + \rho_T \right]^{-1} = \left[\int (\Omega_f(\tau) \otimes B(\tau)' B(\tau)) d\tau \right]^{-1} + o_p(1). \quad (30)$$

This follows since

$$\begin{aligned} & \left\| T^{-1} \sum_{t=1}^T \left(\tilde{F}_{t-1} \tilde{F}'_{t-1} \otimes (\hat{B}_t - B_t)' B_t \right) \right\| \\ & \leq T^{-1} \sum_{t=1}^T \left\| \tilde{F}_{t-1} \tilde{F}'_{t-1} \right\| \left\| (\hat{B}_t - B_t)' B_t \right\| \\ & \leq C \sup_{1 \leq t \leq T} \left\| (\hat{B}_t - B_t) \right\| \sup_{1 \leq t \leq T} \|B_t\| \cdot T^{-1} \sum_{t=1}^T \left\| \tilde{F}_{t-1} \tilde{F}'_{t-1} \right\| \\ & = C \sup_{1 \leq t \leq T} \left\| (\hat{B}_t - B_t) \right\| \cdot T^{-1} \sum_{t=1}^T \text{tr} \left(\tilde{F}_{t-1} \tilde{F}'_{t-1} \right) \\ & = O_p(h^r) + O_p \left(\sqrt{\frac{\log(T)}{hT}} \right), \end{aligned} \quad (31)$$

and by similar steps,

$$T^{-1} \sum_{t=1}^T \left(\tilde{F}_{t-1} \tilde{F}'_{t-1} \otimes (\hat{B}_t - B_t)' (\hat{B}_t - B_t) \right) = O_p(h^{2r}) + O_p \left(\frac{\log(T)}{hT} \right). \quad (32)$$

Thus we just need to deal with the term, $T^{-1/2} \sum_{t=1}^T \hat{B}'_t (R_t - \hat{B}_t \hat{u}_t)$. Combining

$$R_t - \hat{B}_t \hat{u}_t = \hat{B}_t \Lambda \tilde{F}_{t-1} - (\hat{B}_t - B_t) (\Lambda \tilde{F}_{t-1} + u_t) - B_t (\hat{u}_t - u_t) + e_t,$$

and, by similar steps as above, that

$$\left\| T^{-1/2} \sum_{t=1}^T \hat{B}'_t (\hat{B}_t - B_t) (\hat{u}_t - u_t) \tilde{F}_{t-1} \right\| = o_p(1),$$

yields

$$\begin{aligned} \text{vec}(\hat{\Lambda} - \Lambda) &= -\rho_T \left[\int_0^1 (\Omega_f(\tau) \otimes B(\tau)' B(\tau)) d\tau \right]^{-1} \text{vec}(\Lambda) \\ &+ \left[\int_0^1 (\Omega_f(\tau) \otimes B(\tau)' B(\tau)) d\tau \right]^{-1} \times \\ & T^{-1} \sum_{t=1}^T \left(\tilde{F}_{t-1} \otimes \hat{B}'_t \right) \left[-(\hat{B}_t - B_t) (\Lambda \tilde{F}_{t-1} + u_t) + e_t - B_t (\hat{u}_t - u_t) \right] + o_p(T^{-1/2}). \end{aligned}$$

The first term is $o_p(T^{-1/2})$ under our assumptions and so we need only deal with

$$\begin{aligned} & T^{-1/2} \sum_{t=1}^T \hat{B}'_t \left(-(\hat{B}_t - B_t) (\Lambda \tilde{F}_{t-1} + u_t) + e_t - B_t (\hat{u}_t - u_t) \right) \tilde{F}'_{t-1} \\ &= T^{-1/2} \sum_{t=1}^T \hat{B}'_t \left(-(\hat{B}_t - B_t) (\Lambda \tilde{F}_{t-1} + u_t) + e_t - B_t (\hat{u}_t - u_t) \right) \tilde{F}'_{t-1} + o_p(1), \end{aligned}$$

where the equality follows since,

$$\left\| T^{-1/2} \sum_{t=1}^T (\hat{B}_t - B_t)' (\hat{B}_t - B_t) \Lambda \tilde{F}_{t-1} \tilde{F}'_{t-1} \right\| = o_p(1), \quad (33)$$

$$\left\| T^{-1/2} \sum_{t=1}^T (\hat{B}_t - B_t)' (\hat{B}_t - B_t) u_t \tilde{F}'_{t-1} \right\| = o_p(1), \quad (34)$$

$$\left\| T^{-1/2} \sum_{t=1}^T (\hat{B}_t - B_t)' e_t \tilde{F}'_{t-1} \right\| = o_p(1), \quad (35)$$

$$\left\| T^{-1/2} \sum_{t=1}^T (\hat{B}_t - B_t)' B_t (\hat{u}_t - u_t) \tilde{F}'_{t-1} \right\| = o_p(1), \quad (36)$$

under our assumptions. Equations (33), (34), and (36) follow by similar steps as in for equation (31) and (32). Equation (35) is

$$\begin{aligned} & T^{-1/2} \sum_{t=1}^T (\hat{B}_t - B_t)' e_t \tilde{F}'_{t-1} \\ &= T^{-1/2} \sum_{t=1}^T D'_B (\hat{A}_t - A_t)' e_t \tilde{F}'_{t-1} \\ &= T^{-3/2} \sum_{s=1}^T \sum_{t=1}^T \mathcal{K}_h \left(\frac{s-t}{T} \right) \cdot D'_B \Omega_{z,t}^{-1} \{ z_s z'_s (A_s - A_t)' + z_s e'_s \} e_t \tilde{F}'_{t-1} + o_p(1), \end{aligned}$$

where D_B is the $(K+1+K_C) \times K_C$ matrix which satisfies $A_t D_B = B_t$ and the second equality follows by Lemma D.1. To find the order of this term, we follow similar steps as in Ang and Kristensen (2009). Thus we need to find the order of two terms:

$$T^{-3/2} \sum_{t=1}^T \mathcal{K}_h(0) \cdot D'_B \Omega_{z,t}^{-1} z_t e'_t e_t \tilde{F}'_{t-1}, \quad (37)$$

$$2 \cdot T^{-3/2} \sum_{s \neq t} \mathcal{K}_h \left(\frac{s-t}{T} \right) \cdot D'_B \Omega_{z,t}^{-1} \{ z_s z'_s (A_s - A_t)' + z_s e'_s \} e_t \tilde{F}'_{t-1}. \quad (38)$$

For equation (37) note that

$$\begin{aligned} \left\| T^{-3/2} \sum_{t=1}^T \mathcal{K}_h(0) \cdot D'_B \Omega_{z,t}^{-1} z_t e'_t e_t \tilde{F}'_{t-1} \right\| &\leq C \cdot T^{-3/2} \sum_{t=1}^T |\mathcal{K}_h(0)| \cdot \left\| z_t e'_t e_t \tilde{F}'_{t-1} \right\| \\ &\leq C \cdot T^{-1/2} h^{-1} \cdot T^{-1} \sum_{t=1}^T \|z_t\|^2 \|e_t\|^2 \\ &= O_p \left(T^{-1/2} h^{-1} \right), \end{aligned}$$

which is $o_p(1)$ under our assumptions. For equation (38) note that

$$2 \cdot T^{-3/2} \sum_{s < t} \mathcal{K}_h \left(\frac{s-t}{T} \right) \cdot D'_B \Omega_{z,t}^{-1} \{ z_s z'_s (A_s - A_t)' + z_s e'_s \} e_t \tilde{F}'_{t-1} = T^{-3/2} \sum_{s < t} \phi_{0,T}(Y_s, Y_t),$$

where

$$\begin{aligned} \phi_{0,T}(Y_s, Y_t) &= \varphi_{0,T}(Y_s, Y_t) + \varphi_{0,T}(Y_t, Y_s), \\ \varphi_{0,T}(Y_s, Y_t) &= \mathcal{K}_h \left(\frac{s-t}{T} \right) \cdot D'_B \Omega_{z,t}^{-1} \{ z_s z'_s (A_s - A_t)' + z_s e'_s \} e_t \tilde{F}'_{t-1}, \end{aligned}$$

where $Y_t = (e_t, z_t, \varsigma_t)$ with $\varsigma_t = \frac{t}{T} \in [0, 1]$. We can, without loss of generality, proceed under the assumption that $\varsigma_t \sim_{iid} \mathcal{U}[0, 1]$. Note first that $\mathbb{E}[\varphi_{0,T}(Y_s, Y_t)] = O(h^r)$. Next define $y = (e, z, \tau)$,

$$\mathbb{E}[\varphi_T(y, Y_t)] = \mathbb{E} \left[\mathcal{K}_h(\tau - \varsigma_t) \cdot D'_B \Omega_z(\varsigma_t)^{-1} \{ z z' (A(\tau) - A(\varsigma_t))' + z e' \} e_t \tilde{F}'_{t-1} \right] = 0$$

$$\begin{aligned}
\mathbb{E}[\varphi_T(Y_t, y)] &= \mathbb{E}\left[K_h(\tau - \varsigma_t) \cdot D'_B \Omega_z(\tau)^{-1} \{z_t z'_t (A(\varsigma_t) - A(\tau))' + z_t e'_t\} e \tilde{F}'\right] \\
&= e \tilde{F}' \cdot O(h^r) + o(h^r),
\end{aligned}$$

so that by Lemma D.2,

$$T^{-3/2} \sum_{s < t} \phi_{0,T}(Y_s, Y_t) = O_p(h^r) + \sqrt{T} \cdot \mathfrak{R}_{0,T}.$$

The remainder term of the Hoeffding decomposition is $\mathfrak{R}_{0,T} = O_p\left(T^{-1+\epsilon/2} \sup_{s \neq t} \mathbb{E}\left[\|\varphi_T(Y_s, Y_t)\|^{2+\delta}\right]^{1/(2+\delta)}\right)$ and under our assumptions,

$$\sup_{s \neq t} \mathbb{E}\left[\|\varphi_T(Y_s, Y_t)\|^{2+\delta}\right]^{1/(2+\delta)} = O\left(h^{-(1+\delta)/(2+\delta)}\right).$$

Then we have

$$T^{-1/2} \sum_{t=1}^T B'_t \left(-(\hat{B}_t - B_t) (\Lambda \tilde{F}_{t-1} + u_t) + e_t - B_t(\hat{u}_t - u_t)\right) \tilde{F}'_{t-1} = \mathcal{T}_1^{\text{tv}} + \mathcal{T}_2^{\text{tv}} + \mathcal{T}_3^{\text{tv}},$$

where

$$\begin{aligned}
\mathcal{T}_1^{\text{tv}} &= -T^{-1/2} \sum_{t=1}^T B'_t (\hat{B}_t - B_t) (\Lambda \tilde{F}_{t-1} + u_t) \tilde{F}'_{t-1}, \\
\mathcal{T}_2^{\text{tv}} &= -T^{-1/2} \sum_{t=1}^T B'_t B_t (\hat{u}_t - u_t) \tilde{F}'_{t-1}, \\
\mathcal{T}_3^{\text{tv}} &= T^{-1/2} \sum_{t=1}^T B'_t e_t \tilde{F}'_{t-1}.
\end{aligned}$$

$\mathcal{T}_3^{\text{tv}}$ is already simplified so we need only simplify $\mathcal{T}_1^{\text{tv}}$ and $\mathcal{T}_2^{\text{tv}}$. First consider $\mathcal{T}_1^{\text{tv}}$,

$$\begin{aligned}
\mathcal{T}_1^{\text{tv}} &= -T^{-1/2} \sum_{t=1}^T B'_t (\hat{B}_t - B_t) (\Lambda \tilde{F}_{t-1} + u_t) \tilde{F}'_{t-1} \\
&= -T^{-3/2} \sum_{s=1}^T \sum_{t=1}^T \mathcal{K}_h\left(\frac{s-t}{T}\right) \cdot B'_t [(A_s - A_t) z_s z'_s + e_s z'_s] \Omega_{z,t}^{-1} D_B (\Lambda D_{F,z} z_t + D_u v_t) z'_t D'_{F,z} + o_p\left(T^{-1/2}\right) \\
&= \mathcal{T}_{1,1}^{\text{tv}} + \mathcal{T}_{1,2}^{\text{tv}} + o_p\left(T^{-1/2}\right),
\end{aligned}$$

where the first equality follows by Lemma D.1, $D_{F,z}$ is the $(K_F + 1) \times (K + 1 + K_C)$ matrix such that $D_{F,z} z_t = \tilde{F}_{t-1}$, D_u is the $K_C \times K$ matrix such that $D_u v_t = u_t$ and

$$\begin{aligned}
\mathcal{T}_{1,1}^{\text{tv}} &= -T^{-3/2} \sum_{t=1}^T \mathcal{K}_h(0) \cdot B'_t e_t z'_t \Omega_{z,t}^{-1} D_B (\Lambda D_{F,z} z_t + D_u v_t) z'_t D'_{F,z}, \\
\mathcal{T}_{1,2}^{\text{tv}} &= -T^{-3/2} \sum_{s \neq t} \mathcal{K}_h\left(\frac{s-t}{T}\right) \cdot B'_t [(A_s - A_t) z_s z'_s + e_s z'_s] \Omega_{z,t}^{-1} D_B (\Lambda D_{F,z} z_t + D_u v_t) z'_t D'_{F,z}.
\end{aligned}$$

$\|\mathcal{T}_{1,1}^{\text{tv}}\| = O_p(h^{-1} T^{-1/2})$ by similar steps as above and $\mathcal{T}_{1,2}^{\text{tv}}$ is,

$$\mathcal{T}_{1,2}^{\text{tv}} = T^{-3/2} \sum_{s < t} \phi_{1,T}(Y_s, Y_t),$$

where $\phi_{1,T}(Y_s, Y_t) = \varphi_{1,T}(Y_s, Y_t) + \varphi_{1,T}(Y_t, Y_s)$,

$$\varphi_{1,T}(Y_s, Y_t) = -\mathcal{K}_h\left(\frac{s-t}{T}\right) \cdot B'_t [(A_s - A_t) z_s z'_s + e_s z'_s] \Omega_{z,t}^{-1} D_B (\Lambda \tilde{F}_{t-1} + u_t) \tilde{F}'_{t-1}.$$

and $Y_t = (e_t, z_t, \varsigma_t)$ and $\varsigma_t = \frac{t}{T}$. Then by Lemma D.2,

$$\mathcal{T}_{1,2}^{\text{tv}} = \sqrt{T} \cdot \left[T^{-1} \sum_{t=1}^T \bar{\phi}_{1,T}(Y_t) + \mathfrak{R}_{1,T} \right] + o_p(1),$$

where $\bar{\phi}_{1,T}(y) = \mathbb{E}[\varphi_{1,T}(y, Y_t)] + \mathbb{E}[\varphi_{1,T}(Y_t, y)]$. We have,

$$\begin{aligned} & \mathbb{E}[\phi_{1,T}(y, Y_t)] \\ &= \mathbb{E} \left[-\frac{1}{h} \mathcal{K}_h(\tau - \varsigma_t) B(t/T)' [(A(\tau) - A(\varsigma_t)) z z' + e z'] \Omega_z(\varsigma_t)^{-1} D_B \Lambda D_{F,z} \Omega_z(\varsigma_t) D'_{F,z} \right] \\ &= \int_0^1 -\mathcal{K}_h(\tau - \varsigma) B(\varsigma)' [(A(\tau) - A(\varsigma)) z z' + e z'] \Omega_z(\varsigma)^{-1} D_B \Lambda D_{F,z} \Omega_z(\varsigma) D'_{F,z} d\varsigma \\ &= \int_{(\tau-1)h^{-1}}^{\tau h^{-1}} -\mathcal{K}_h(\varpi) B(\tau - \varpi h)' [(A(\tau) - A(\tau - \varpi h)) z z' + e z'] \Omega_{zz}(\tau - \varpi h)^{-1} D_B \Lambda D_{F,z} \Omega_{zz}(\tau - \varpi h) D'_{F,z} d\varpi \\ &= -B(\tau)' e z' \Omega_z(\tau)^{-1} D_B \Lambda D_{F,z} \Omega_z(\tau) D'_{F,z} + O(h^r) + o(h^r). \end{aligned}$$

Similarly,

$$\begin{aligned} & \mathbb{E}[\varphi_{1,T}(Y_t, y)] \\ &= \mathbb{E} \left[-\mathcal{K}_h(\tau - \varsigma_t) \cdot B(\tau)' (A(\varsigma_t) - A(\tau)) \Omega_z(\varsigma_t) \Omega_z(\tau)^{-1} D_B (\Lambda D_{F,z} z + D_u v) z' D'_{F,z} \right] \\ &= \int_0^1 -\mathcal{K}_h(\tau - \varsigma) \cdot B(\tau)' (A(\varsigma) - A(\tau)) \Omega_z(\varsigma) \Omega_z(\tau)^{-1} D_B (\Lambda D_{F,z} z + D_u v) z' D'_{F,z} d\varsigma \\ &= \int_{(\tau-1)h^{-1}}^{\tau h^{-1}} -\mathcal{K}_h(\varpi) \cdot B(\tau)' (A(\tau + \varpi h) - A(\tau)) \Omega_z(\tau + \varpi h) \Omega_z(\tau)^{-1} D_B (\Lambda D_{F,z} z + D_u v) z' D'_{F,z} d\varpi \\ &= O(h^r) + o(h^r). \end{aligned}$$

Thus the contribution from this term is

$$\mathcal{T}_{1,2}^{\text{tv}} = -T^{-1/2} \sum_{t=1}^T B_t' e_t z_t' \Omega_{zz,t}^{-1} D_B \Lambda D_{F,z} \Omega_{z,t} D'_{F,z} + o_p(1),$$

since $\sqrt{T} \mathfrak{R}_{1,T} = o_p(1)$ under our assumptions by similar steps as for $\mathfrak{R}_{0,T}$. Next consider $\mathcal{T}_2^{\text{tv}}$,

$$\mathcal{T}_2^{\text{tv}} = -T^{-1/2} \sum_{t=1}^T B_t' B_t (\hat{u}_t - u_t) \tilde{F}'_{t-1} = T^{-1/2} \sum_{t=1}^T B_t' B_t D_U (\hat{\Psi}_t - \Psi_t) \tilde{X}_{t-1} \tilde{X}'_{t-1} D'_{F,x},$$

where $D_{F,x}$ is the $(K_F + 1) \times (K + 1)$ matrix such that $D_{F,x} \tilde{X}_{t-1} = \tilde{F}_{t-1}$. Then by Lemma D.1,

$$\begin{aligned} \mathcal{T}_2^{\text{tv}} &= T^{-3/2} \sum_{t=1}^T \sum_{s=1}^T \mathcal{K}_h\left(\frac{s-t}{T}\right) B_t' B_t D_U \left[(\Psi_s - \Psi_t) \tilde{X}_{s-1} \tilde{X}'_{s-1} + v_s \tilde{X}'_{s-1} \right] \Omega_{x,t}^{-1} \tilde{X}_{t-1} \tilde{X}'_{t-1} D'_{F,x} + o_p(1) \\ &= \mathcal{T}_{2,1}^{\text{tv}} + \mathcal{T}_{2,2}^{\text{tv}} + o_p(1), \end{aligned}$$

where

$$\begin{aligned} \mathcal{T}_{2,1}^{\text{tv}} &= T^{-3/2} \sum_{t=1}^T \mathcal{K}_b(0) \cdot B_t' B_t D_U v_t \tilde{X}'_{t-1} \Omega_{x,t}^{-1} \tilde{X}_{t-1} \tilde{X}'_{t-1} D'_{F,x}, \\ \mathcal{T}_{2,2}^{\text{tv}} &= T^{-3/2} \sum_{s \neq t} \mathcal{K}_b\left(\frac{s-t}{T}\right) B_t' B_t D_U \left[(\Psi_s - \Psi_t) \tilde{X}_{s-1} \tilde{X}'_{s-1} + v_s \tilde{X}'_{s-1} \right] \Omega_{x,t}^{-1} \tilde{X}_{t-1} \tilde{X}'_{t-1} D'_{F,x}. \end{aligned}$$

$\|\mathcal{T}_{2,1}^{\text{tv}}\| = O_p(T^{-1/2} h^{-1})$ by similar steps as above while

$$\mathcal{T}_{2,2}^{\text{tv}} = T^{-3/2} \sum_{s < t} \phi_{2,T}(Y_{2,s}, Y_{2,t})$$

where $\phi_{2,T}(Y_{2,s}, Y_{2,t}) = \varphi_{2,T}(Y_{2,s}, Y_{2,t}) + a_2(Y_{2,t}, Y_{2,s})$,

$$\varphi_{2,T}(Y_{2,s}, Y_{2,t}) = \mathcal{K}_b \left(\frac{s-t}{T} \right) B'_t B_t D_U \left[(\Psi_s - \Psi_t) \tilde{X}_{s-1} \tilde{X}'_{s-1} + v_s \tilde{X}'_{s-1} \right] \Omega_{x,t}^{-1} \tilde{X}_{t-1} \tilde{X}'_{t-1} D'_{F,x},$$

and $Y_{2t} = (v_t, \tilde{X}_{t-1}, \varsigma_t)$. Then by Lemma D.2,

$$\mathcal{T}_{2,2}^{\text{tv}} = \sqrt{T} \cdot \left[T^{-1} \sum_{t=1}^T \bar{\phi}_{2,T}(Y_{2,t}) + \mathfrak{R}_{2,t} \right] + o_p(1),$$

where $\bar{\phi}_{2,T}(y_2) = \mathbb{E}[\varphi_{2,T}(y_2, Y_{2,t})] + \mathbb{E}[\varphi_{2,T}(Y_{2,t}, y_2)]$ where $y_2 = (v, \tilde{X}, \tau)$. First,

$$\begin{aligned} \mathbb{E}[\varphi_{2,T}(y_2, Y_{2,t})] &= \mathbb{E} \left[\mathcal{K}_b(\tau - \varsigma_t) B(\varsigma_t)' B(\varsigma_t) D_U \left[(\Psi(\tau) - \Psi(\varsigma_t)) \tilde{X} \tilde{X}' + v \tilde{X}' \right] \Omega_x(\varsigma_t)^{-1} \tilde{X}_{t-1} \tilde{X}'_{t-1} D'_{F,x} \right] \\ &= \int_0^1 \mathcal{K}_b(\tau - \varsigma) B(\varsigma)' B(\varsigma) D_U \left[(\Psi(\tau) - \Psi(\varsigma)) \tilde{X} \tilde{X}' + v \tilde{X}' \right] D'_{F,x} d\varsigma \\ &= \int_{(\tau-1)b^{-1}}^{\tau b^{-1}} \mathcal{K}(\varpi) B(\tau - \varpi h)' B(\tau - \varpi h) D_U \left[(\Psi(\tau) - \Psi(\tau - \varpi h)) \tilde{X} \tilde{X}' + v \tilde{X}' \right] D'_{F,x} d\varpi \\ &= B(\tau)' B(\tau) D_U v \tilde{X}' D'_{F,x} + O(b^r) + o(b^r). \end{aligned}$$

Similarly,

$$\begin{aligned} \mathbb{E}[\varphi_{2,T}(Y_{2,t}, y_2)] &= \mathbb{E} \left[\mathcal{K}_b(\tau - \varsigma_t) B(\tau)' B(\tau) D_U \left[(\Psi(\varsigma_t) - \Psi(\tau)) \tilde{X}_{t-1} \tilde{X}'_{t-1} + v_t \tilde{X}'_{t-1} \right] \Omega_x(\tau)^{-1} \tilde{X} \tilde{X}' D'_{F,x} \right] \\ &= \left[\int_0^1 \mathcal{K}_b(\tau - \varsigma) B(\tau)' B(\tau) D_U (\Psi(\varsigma) - \Psi(\tau)) \Omega_x(\varsigma) \Omega_x(\tau)^{-1} d\varsigma \right] \tilde{X} \tilde{X}' D'_{F,x} \\ &= \left[\int_{(\tau-1)b^{-1}}^{\tau b^{-1}} \mathcal{K}(\varpi) \cdot B(\tau)' B(\tau) D_U (\Psi(\tau - \varpi h) - \Psi(\tau)) \Omega_x(\tau - \varpi h) \Omega_x(\tau)^{-1} d\varpi \right] \tilde{X} \tilde{X}' D'_{F,x} \\ &= O(b^r) + o(b^r). \end{aligned}$$

Thus the contribution from this term is

$$\mathcal{T}_{2,2}^{\text{tv}} = T^{-1/2} \sum_{t=1}^T B'_t B_t D_U v_t \tilde{X}'_{t-1} D'_{F,x} + O(b^r) + o(b^r),$$

since $\sqrt{T} \mathfrak{R}_{2,t} = o_p(1)$ under our assumptions by similar steps as for $\mathfrak{R}_{0,t}$. Thus,

$$\begin{aligned} \sqrt{T} \text{vec}(\hat{\Lambda} - \Lambda) &= \left[\int (\Omega_f(\tau) \otimes B(\tau)' B(\tau)) d\tau \right]^{-1} \times \\ &\quad T^{-1/2} \sum_{t=1}^T (D_{F,z} (I_{(K+1+K_C)} - \Omega_{z,t} D'_{F,z} \Lambda' D'_B \Omega_{z,t}^{-1}) \otimes B'_t) \text{vec}(e_t z'_t) \\ &\quad + T^{-1/2} \sum_{t=1}^T (D_{F,z} \otimes B'_t B_t D_U) \text{vec}(v_t \tilde{X}'_{t-1}) + o_p(1), \end{aligned}$$

and the result follows by Wooldridge and White (1988) and since $D_{F,z} D_B = 0$. ■

Proof of Theorem 4. By Theorem 3 and similar steps as in the proof of Theorem 2 we have that

$$\sqrt{T} \left(\hat{\lambda}^{\text{tv}} - \bar{\lambda} \right) = \sqrt{T} \left(\hat{\Lambda}^{\text{tv}} - \Lambda \right) \left(T^{-1} \sum_{t=1}^T \tilde{\mu}_{F,t} \right) + \tilde{\Lambda}_1 \left(T^{-1/2} \sum_{t=1}^T (\hat{\mu}_{X,t} - \mu_{X,t}) \right) + o_p(1),$$

where $\tilde{\mu}_{F,t} = \mathbb{E}[\tilde{F}_t]$ and $\mu_{X,t} = \mathbb{E}[X_t]$. By Theorem 3 we need only focus on the expression $T^{-1/2} \sum_{t=1}^T (\hat{\mu}_{X,t} - \mu_{X,t})$.

Recursive substitution yields that

$$T^{-1} \sum_{t=1}^T \mathbb{E}[X_t] = T^{-1} \sum_{t=1}^T \mu_t + T^{-1} \sum_{t=1}^T \left[\sum_{s=0}^t \left(\prod_{i=s+1}^t \Phi_i' \right)' \mu_s + (\Phi_t \cdots \Phi_1) X_0 \right],$$

with associated plug-in estimator

$$T^{-1} \sum_{t=1}^T \hat{\mu}_{X,t} = T^{-1} \sum_{t=1}^T \hat{\mu}_t + T^{-1} \sum_{t=0}^T \left[\sum_{s=0}^t \left(\prod_{i=s+1}^t \hat{\Phi}_i' \right)' \hat{\mu}_s + \left(\hat{\Phi}_t \cdots \hat{\Phi}_1 \right) X_0 \right].$$

We aim to write

$$T^{-1} \sum_{t=1}^T (\hat{\mu}_{X,t} - \mu_{X,t}) = T^{-1} \sum_{t=1}^T w_t^\Phi \text{vec} \left(\hat{\Phi}_t - \Phi_t \right) + T^{-1} \sum_{t=1}^T w_t^\mu (\hat{\mu}_t - \mu_t),$$

where $w_t^\Phi = w_t^\Phi(\Phi_{-t}, \mu_{-t})$, $w_t^\mu = w_t^\mu(\Phi_{-t})$, $\Phi_{-t} = (\Phi_1, \dots, \Phi_{t-1}, \Phi_{t+1}, \dots, \Phi_T)$ and similarly for μ_{-t} . We now need to find the weights w_t^μ and w_t^Φ . It is more straightforward to deal with the weights w_t^μ ,

$$T^{-1} \sum_{t=1}^T w_t^\mu (\hat{\mu}_t - \mu_t) = T^{-1} \sum_{t=1}^T (\hat{\mu}_t - \mu_t) + T^{-1} \sum_{t=1}^T \tilde{w}_t^\mu (\hat{\mu}_t - \mu_t),$$

where

$$\tilde{w}_t^\mu = \tilde{w}_t^\mu(\Phi_{-t}) = \sum_{\ell_1=t+1}^T \left(\prod_{\ell_2=t+1}^{\ell_1} \Phi'_{\ell_2} \right)',$$

so that

$$w_t^\mu = w_t^\mu(\Phi_{-t}) = I_K + \sum_{\ell_1=t+1}^T \left(\prod_{\ell_2=t+1}^{\ell_1} \Phi'_{\ell_2} \right)' \quad (39)$$

with $w_T^\mu = I_K$. Next we need to find w_t^Φ .

$$w_t^\Phi(\Phi_{-t}, \mu_{-t}) = \left(\left(\sum_{\ell_1=0}^{t-1} \left(\prod_{\ell_2=\ell_1+1}^{t-1} \Phi'_{\ell_2} \right)' \mu_{\ell_1} \right)' \otimes \left(I_K + \sum_{\ell_1=t+1}^T \left(\prod_{\ell_2=t+1}^{\ell_1} \Phi'_{\ell_2} \right)' \right) \right), \quad (40)$$

with $w_1^\Phi = 0$. Let

$$w_t = w_t(\Phi_{-t}, \mu_{-t}) = \begin{bmatrix} w_t^\mu(\Phi_{-t}) & | & w_t^\Phi(\Phi_{-t}, \mu_{-t}) \end{bmatrix}.$$

Then by repeated applications of Lemma D.1 we have that,

$$T^{-1/2} \sum_{t=1}^T (\hat{\mu}_{X,t} - \mu_{X,t}) = T^{-1/2} \sum_{t=1}^T w_t \text{vec} \left(\hat{\Psi}_t - \Psi_t \right) + o_p(1).$$

By an additional application of Lemma D.1,

$$T^{-1/2} \sum_{t=1}^T w_t \text{vec} \left(\hat{\Psi}_t - \Psi_t \right) = T^{-3/2} \sum_{t=1}^T \sum_{s=1}^T \mathcal{K}_b \left(\frac{s-t}{T} \right) w_t \text{vec} \left(\left[(\Psi_s - \Psi_t) \tilde{X}_{s-1} \tilde{X}'_{s-1} + v_s \tilde{X}'_{s-1} \right] \Omega_{x,t}^{-1} \right) + o_p(1),$$

under our assumptions. Let $Y_{4,t} = (v_t, \tilde{X}_{t-1}, \varsigma_1, \dots, \varsigma_T)$ and following steps in the proof of Theorem 3,

$$T^{-1/2} \sum_{t=1}^T w_t \text{vec} \left(\hat{\Psi}_t - \Psi_t \right) = \mathcal{T}_{4,1}^{\text{tv}} + \mathcal{T}_{4,2}^{\text{tv}} + o_p(1),$$

where

$$\begin{aligned} \mathcal{T}_{4,1}^{\text{tv}} &= T^{-3/2} \sum_{t=1}^T \mathcal{K}_b(0) w_t \text{vec} \left(v_s \tilde{X}'_{s-1} \Omega_{x,t}^{-1} \right), \\ \mathcal{T}_{4,2}^{\text{tv}} &= T^{-3/2} \sum_{s < t} \phi_{4,T}(Y_{2,s}, Y_{2,t}), \end{aligned}$$

where $\phi_{4,T}(Y_{2,s}, Y_{2,t}) = \varphi_{4,T}(Y_{2,s}, Y_{2,t}) + \varphi_{4,T}(Y_{2,t}, Y_{2,s})$ and

$$\varphi_{4,T}(Y_{2,s}, Y_{2,t}) = \mathcal{K}_b \left(\frac{s-t}{T} \right) w_t \text{vec} \left(\left[(\Psi_s - \Psi_t) \tilde{X}_{s-1} \tilde{X}'_{s-1} + v_s \tilde{X}'_{s-1} \right] \Omega_{x,t}^{-1} \right).$$

$\|\mathcal{T}_{4,1}^{\text{tv}}\| = o_p(1)$ under our assumptions by similar steps as in the proof of Theorem 3. By Lemma D.2,

$$\mathcal{T}_{4,2}^{\text{tv}} = \sqrt{T} \cdot \left[T^{-1} \sum_{t=1}^T \bar{\phi}_{4,T}(Y_{4,t}) + \mathfrak{R}_{4,T} \right] + o_p(1),$$

where $\bar{\phi}_{4,T}(Y_{4,t}) = \mathbb{E}[\varphi_{4,T}(y_4, Y_{4,t})] + \mathbb{E}[\varphi_{4,T}(Y_{4,t}, y_4)]$ and $y_4 = (v, \tilde{X}, \tau_1, \dots, \tau_T)$. Then, if we define ς_{-t} to be $(\varsigma_1, \dots, \varsigma_T)$ excluding ς_t and similarly for τ_{-t} ,

$$\begin{aligned} \mathbb{E}[\varphi_{4,T}(y_4, Y_{4,t})] &= \mathbb{E} \left[\mathcal{K}_b(\tau_t - \varsigma_t) w_t(\tau_{-t}) \text{vec} \left(\left[(\Psi(\tau_t) - \Psi(\varsigma_t)) \tilde{X} \tilde{X}' + v \tilde{X}' \right] \Omega_x(\varsigma_t)^{-1} \right) \right] \\ &= \int_0^1 \cdots \int_0^1 \mathcal{K}_b(\tau - \varsigma_t) w_t(\varsigma_{-t}) \text{vec} \left(\left[(\Psi(\tau) - \Psi(\varsigma_t)) \tilde{X} \tilde{X}' + v \tilde{X}' \right] \Omega_x^{-1}(\varsigma_t) \right) d\varsigma_t d\varsigma_{-t} \\ &= \left[\int_0^1 w_t(\varsigma_{-t}) d\varsigma_{-t} \right] \int_0^1 \mathcal{K}_b(\tau - \varsigma_t) \text{vec} \left(\left[(\Psi(\tau) - \Psi(\varsigma_t)) \tilde{X} \tilde{X}' + v \tilde{X}' \right] \Omega_x^{-1}(\varsigma_t) \right) d\varsigma_t \\ &= \left[\int_0^1 w_t(\varsigma_{-t}) d\varsigma_{-t} \right] \int_{(\tau-1)h^{-1}}^{\tau h^{-1}} K(\varpi) \text{vec} \left(\left[(\Psi(\tau) - \Psi(\tau - \varpi h)) \tilde{X} \tilde{X}' + v \tilde{X}' \right] \Omega_x^{-1}(\tau - \varpi h) \right) d\varpi \\ &= \left[\int_0^1 w_t(\varsigma_{-t}) d\varsigma_{-t} \right] \text{vec} \left(v \tilde{X}' \Omega_x^{-1}(\tau) \right) + O(b^r) + o(b^r). \end{aligned}$$

Similarly, it can be shown that

$$\mathbb{E}[\varphi_{4,T}(Y_{4,t}, y_4)] = O(b^r) + o(b^r),$$

and that $\sqrt{T} \cdot \mathfrak{R}_{4,T} = o_p(1)$ under our assumptions so that

$$\mathcal{T}_{4,2}^{\text{tv}} = T^{-1/2} \sum_{t=1}^T \bar{w}_t \text{vec} \left(v_t \tilde{X}'_{t-1} \Omega_{x,t}^{-1} \right) + o_p(1), \quad \bar{w}_t = \int_0^1 w_t(\varsigma_{-t}) d\varsigma_{-t}.$$

\bar{w}_t will be a function of $\bar{\Phi} = \int_0^1 \Phi(\tau) d\tau$ and $\bar{\mu} = \int_0^1 \mu(\tau) d\tau$ and from equations (39) and (40) we have that

$$\bar{w}_t^\mu = I_K + \sum_{\ell_1=t+1}^T \left(\prod_{\ell_2=t+1}^{\ell_1} \bar{\Phi}'_{\ell_2} \right)' = I_K + \sum_{m=1}^{T-t} \bar{\Phi}^m,$$

with $\bar{w}_T^\mu = I_K$ and

$$\begin{aligned} w_t^\Phi(\Phi_{-t}, \mu_{-t}) &= \left(\left(\sum_{\ell_1=0}^{t-1} \left(\prod_{\ell_2=\ell_1+1}^{t-1} \bar{\Phi}'_{\ell_2} \right)' \bar{\mu}_{\ell_1} \right)' \otimes \left(I_K + \sum_{\ell_1=t+1}^T \left(\prod_{\ell_2=t+1}^{\ell_1} \bar{\Phi}'_{\ell_2} \right)' \right) \right) \\ &= \left(\left(\sum_{\ell_1=0}^{t-1} \bar{\Phi}^{(t-\ell_1-1)} \bar{\mu} \right)' \otimes \left(I_K + \sum_{\ell_1=t+1}^T \bar{\Phi}^{(\ell_1-t)} \right) \right) \end{aligned}$$

with $\bar{w}_1^\Phi = 0$. Thus we have that

$$\sqrt{T} \left(\hat{\lambda}^{\text{tv}} - \bar{\lambda} \right) = \sqrt{T} \left(\hat{\Lambda}^{\text{tv}} - \Lambda \right) \left(T^{-1} \sum_{t=1}^T \tilde{\mu}_{F,t} \right) + \tilde{\Lambda}_1 \left(T^{-1/2} \sum_{t=1}^T \bar{w}_t \left(\Omega_{x,t}^{-1} \otimes I_K \right) \text{vec} \left(v_s \tilde{x}'_{s-1} \right) \right) + o_p(1),$$

and so using Theorem 3 the asymptotic variance is

$$\begin{aligned} \mathcal{V}_{\tilde{\lambda}}^{\text{tv}} &= \left(\left(\lim_{T \rightarrow \infty} T^{-1} \sum_{t=1}^T \tilde{\mu}_{F,t} \right)' \otimes I_{K_C} \right) \mathcal{V}_{\tilde{\lambda}}^{\text{tv}} \left(\left(\lim_{T \rightarrow \infty} T^{-1} \sum_{t=1}^T \tilde{\mu}_{F,t} \right)' \otimes I_{K_C} \right)' \\ &\quad + \tilde{\Lambda}_1 \left(\lim_{T \rightarrow \infty} T^{-1} \sum_{t=1}^T \bar{w}_t (\Omega_{x,t}^{-1} \otimes \Sigma_{v,t}) \bar{w}_t' \right) \tilde{\Lambda}_1' + \mathcal{C}_{\tilde{\lambda}}^{\text{tv}} + \mathcal{C}_{\tilde{\lambda}}^{\text{tv}'}, \end{aligned}$$

where

$$\begin{aligned} \mathcal{C}_{\tilde{\lambda}}^{\text{tv}} &= \left[\left(\left(\lim_{T \rightarrow \infty} T^{-1} \sum_{t=1}^T \tilde{\mu}_{F,t} \right)' \otimes I_{K_C} \right) \right] \left[\int_0^1 (\Omega_f(\tau) \otimes B(\tau)' B(\tau)) d\tau \right]^{-1} \times \\ &\quad \left[\lim_{T \rightarrow \infty} T^{-1} \sum_{t=1}^T (D_{F,x} \otimes B_t' B_t D_u \Sigma_{v,t}) \bar{w}_t' \right] \tilde{\Lambda}_1'. \end{aligned}$$

■

References

- ABRAHAMS, M. G., T. ADRIAN, R. K. CRUMP, AND E. MOENCH (2013): “Decomposing Real and Nominal Yield Curves,” Staff Report 570, Federal Reserve Bank of New York.
- ADRIAN, T., R. K. CRUMP, AND E. MOENCH (2013): “Pricing the Term Structure with Linear Regressions,” *Journal of Financial Economics*, 110(1), 1–278.
- ADRIAN, T., AND E. MOENCH (2008): “Pricing the Term Structure with Linear Regressions,” *Federal Reserve Bank of New York Staff Reports*, 340.
- AHN, S. C., AND C. GADAROWSKI (1999): “Two-Pass Cross-Sectional Regression of Factor Pricing Models: Minimum Distance Approach,” Working Paper.
- AMIHUD, Y., C. M. HURVICH, AND Y. WANG (2009): “Multiple-Predictor Regressions: Hypothesis Testing,” *Review of Financial Studies*, 22(1), 413–434.
- ANDREWS, D. W. K., AND B. LU (2001): “Consistent Model and Moment Selection Procedures for GMM Estimation with Application to Dynamic Panel Data Models,” *Journal of Econometrics*, 101(1), 123–164.
- ANG, A., AND D. KRISTENSEN (2009): “Testing Conditional Factor Models,” Working paper.
- (2012): “Testing Conditional Factor Models,” *Journal of Financial Economics*, 106(1), 132–156.
- ANG, A., J. LIU, AND K. SCHWARZ (2010): “Using Stocks or Portfolios in Tests of Factor Models,” Working paper.
- ANG, A., AND M. PIAZZESI (2003): “A No-Arbitrage Vector Autoregression of Term Structure Dynamics with Macroeconomic and Latent Variables,” *Journal of Monetary Economics*, 50(4), 745–787.
- ANG, A., AND M. ULRICH (2012): “Nominal Bonds, Real Bonds, and Equity,” Working paper.
- BAELE, L., G. BEKAERT, AND K. INGHELBRECHT (2010): “The Determinants of Stock and Bond Return Comovements,” *Review of Financial Studies*, 23(6), 2374–2428.
- BALDUZZI, P., AND C. ROBOTTI (2010): “Asset Pricing Models and Economic Risk Premia: A Decomposition,” *Journal of Empirical Finance*, 17(1), 54–80.
- BEKAERT, G., E. ENGSTROM, AND S. GRENADIER (2010): “Stock and Bond Returns with Moody Investors,” *Journal of Empirical Finance*, 17(5), 867–894.

- BRAUN, P. A., D. B. NELSON, AND A. M. SUNIER (1995): “Good news, Bad News, Volatility, and Betas,” *The Journal of Finance*, 50(5), 1575–1603.
- BURNSIDE, A. C. (2011): “The Cross-section of Foreign Currency Risk Premia and Consumption Growth Risk: Comment,” *American Economic Review*, 101(7), 3456–3476.
- BURNSIDE, C. (2010): “Identification and Inference in Linear Stochastic Discount Factor Models,” NBER Working Paper 16634, National Bureau of Economic Research, Inc.
- CAMPBELL, J. Y. (1987): “Stock Returns and the Term Structure,” *Journal of Financial Economics*, 18(2), 373–399.
- (1996): “Understanding Risk and Return,” *Journal of Political Economy*, 104(2), 572–621.
- CAMPBELL, J. Y., A. W. LO, AND A. C. MACKINLEY (1997): *The Econometrics of Financial Markets*. Princeton University Press, Princeton.
- CAMPBELL, J. Y., AND R. J. SHILLER (1988): “The Dividend-Price Ratio and Expectations of Future Dividends and Discount Factors,” *Review of Financial Studies*, 1(3), 195–228.
- (1991): “Yield Spreads and Interest Rate Movements: A Bird’s Eye View,” *Review of Economic Studies*, 58(3), 495–514.
- CAMPBELL, J. Y., A. SUNDERAM, AND L. M. VICEIRA (2013): “Inflation Bets or Deflation Hedges? The Changing Risks of Nominal Bonds,” Discussion Paper 09-088, Harvard Business School.
- CAMPBELL, J. Y., AND S. B. THOMPSON (2008): “Predicting Excess Stock Returns Out of Sample: Can Anything Beat the Historical Average?,” *Review of Financial Studies*, 21(4), 1509–1531.
- CHEN, N.-F., R. ROLL, AND S. A. ROSS (1986): “Economic Forces and the Stock Market,” *Journal of Business*, 59(3), 383–403.
- CHORDIA, T., A. GOYAL, AND J. SHANKEN (2013): “Cross-Sectional Asset Pricing with Individual Stocks: Betas versus Characteristics,” Working Paper.
- COCHRANE, J. (2005): *Asset Pricing*. Princeton University Press, Princeton, Revised edition.
- (2011): “Discount Rates,” *Journal of Finance*, 66(4), 1047–1109.
- COCHRANE, J., AND M. PIAZZESI (2008): “Decomposing the Yield Curve,” Working Paper.
- COCHRANE, J. H. (2008): “The Dog That Did Not Bark: A Defense of Return Predictability,” *Review of Financial Studies*, 21(4), 1533–1575.
- DAI, Q., AND K. SINGLETON (2002): “Expectations Puzzle, Time-Varying Risk Premia, and Affine Models of the Term Structure,” *Journal of Financial Economics*, 63(3), 415–441.
- DAVID, A., AND P. VERONESI (2013): “What Ties Return Volatilities to Price Valuations and Fundamentals?,” *Journal of Political Economy*, 121(4), 682–746.
- DUFFEE, G. R. (2002): “Term Premia and Interest Rate Forecasts in Affine Models,” *Journal of Finance*, 57(1), 405–443.
- FAMA, E. F., AND K. R. FRENCH (1989): “Business Conditions and Expected Returns on Stocks and Bonds,” *Journal of Financial Economics*, 25(1), 23–49.
- FAMA, E. F., AND K. R. FRENCH (1992): “The Cross-section of Expected Stock Returns,” *Journal of Finance*, 47(2), 427–65.
- FAMA, E. F., AND K. R. FRENCH (1993): “Common Risk Factors in the Returns on Stocks and Bonds,” *Journal of Financial Economics*, 33(1), 3 – 56.
- (1997): “Industry Costs of Equity,” *Journal of Financial Economics*, 43(2), 153–193.

- FAMA, E. F., AND J. D. MACBETH (1973): “Risk, Return, and Equilibrium: Empirical Tests,” *Journal of Political Economy*, 113(3), 607–636.
- FERSON, W. E., AND C. R. HARVEY (1991): “The Variation of Economic Risk Premiums,” *Journal of Political Economy*, 99(2), 385–415.
- (1999): “Conditioning Variables and the Cross Section of Stock Returns,” *Journal of Finance*, 54(4), 1325–1360.
- GAGLIARDINI, P., E. OSSOLA, AND O. SCAILLET (2013): “Time-Varying Risk Premium in Large Cross-Sectional Equity Datasets,” Working Paper.
- GHYSELS, E. (1998): “On Stable Factor Structures in the Pricing of Risk: Do Time-Varying Betas Help or Hurt?,” *Journal of Finance*, 53(2), 549–573.
- GIBBONS, M. R. (1982): “Multivariate Tests of Financial Models: A New Approach,” *Journal of Financial Economics*, 10(1), 3–27.
- GIBBONS, M. R., AND W. FERSON (1985): “Testing Asset Pricing Models with Changing Expectations and an Unobservable Market Portfolio,” *Journal of Financial Economics*, 14(2), 217–236.
- GOMES, J., L. KOGAN, AND L. ZHANG (2003): “Equilibrium Cross Section of Returns,” *Journal of Political Economy*, 111(4), 693–732.
- GOSPODINOV, N., R. KAN, AND C. ROBOTTI (2012): “Misspecification-Robust Inference in Linear Asset-Pricing Models with Irrelevant Risk Factors,” *Review of Financial Studies*, 27(7), 2097–2138.
- HANSEN, L.-P. (1982): “Large Sample Properties of Generalized Method of Moments Estimators,” *Econometrica*, 50(4), 1029–54.
- HARVEY, C. R. (1989): “Time-varying Conditional Covariances in Tests of Asset Pricing Models,” *Journal of Financial Economics*, 24(2), 289–317.
- (1991): “The World Price of Covariance Risk,” *Journal of Finance*, 46(1), 111–157.
- (2001): “The Specification of Conditional Expectations,” *Journal of Empirical Finance*, 8(5), 573–637.
- JAGANNATHAN, R., AND Z. WANG (1996): “The Conditional CAPM and the Cross-section of Expected Returns,” *Journal of Finance*, 51(1), 3–53.
- (1998): “An Asymptotic Theory for Estimating Beta-Pricing Models Using Cross-sectional Regression,” *Journal of Finance*, 53(4), 1285–1309.
- JOSLIN, S., M. PRIEBSCHE, AND K. J. SINGLETON (2012): “Risk Premiums in Dynamic Term Structure Models with Unspanned Macro Risks,” *Journal of Finance*, 69(3), 1197–1233.
- KAN, R., AND R. CHEN (2005): “Finite Sample Analysis of Two-Pass Cross-Sectional Regressions,” Working Paper.
- KAN, R., C. ROBOTTI, AND J. SHANKEN (2013): “Pricing Model Performance and the Two-Pass Cross-Sectional Regression Methodology,” *Journal of Finance*, 68(6), 2617–2649.
- KANDEL, S. (1984): “The Likelihood Ratio Test Statistic of Mean-variance Efficiency without a Riskless Asset,” *Journal of Financial Economics*, 13(4), 575–592.
- KEIM, D. B., AND R. F. STAMBAUGH (1986): “Predicting Returns in the Stock and Bond Markets,” *Journal of Financial Economics*, 17(2), 357–390.
- KLEIBERGEN, F. (1998): “Reduced Rank Regression using GMM,” in *Generalised Method of Moments Estimation*, ed. by L. Matyas, pp. 171–209. Cambridge University Press.
- (2009): “Tests of Risk Premia in Linear Factor Models,” *Journal of Econometrics*, 149(2), 149–173.

- KLEIBERGEN, F., AND Z. ZHAN (2013): “Unexplained Factors and their Effects on Second Pass R-squared’s and t-tests,” Working paper, Brown University.
- KOIJEN, R. S. J., H. N. LUSTIG, AND S. VAN NIEUWERBURGH (2013): “The Cross-Section and Time-Series of Stock and Bond Returns,” Working Paper.
- KRISTENSEN, D. (2009): “Uniform Convergence Rates of Kernel Estimators with Heterogeneous Dependent Data,” *Econometric Theory*, 25(5), 1433–1445.
- (2012): “Non-parametric Detection and Estimation of Structural Change,” *Econometrics Journal*, 15(3), 420–461.
- LETTAU, M., AND S. LUDVIGSON (2001): “Resurrecting the (C)CAPM: A Cross-sectional Test When Risk Premia Are Time-Varying,” *Journal of Political Economy*, 109(6), 1238–1287.
- LETTAU, M., AND J. WACHTER (2010): “The Term Structures of Equity and Interest Rates,” *Journal of Financial Economics*, forthcoming.
- LEWELLEN, J., AND S. NAGEL (2006): “The Conditional CAPM Does Not Explain Asset-pricing Anomalies,” *Journal of Financial Economics*, 82(2), 289–314.
- LEWELLEN, J., S. NAGEL, AND J. SHANKEN (2010): “A Skeptical Appraisal of Asset Pricing Tests,” *Journal of Financial Economics*, 96(2), 175–194.
- MAMAYSKY, H. (2002): “Market Prices of Risk and Return Predictability in a Joint Stock-Bond Pricing Model,” Working Paper.
- NAGEL, S., AND K. J. SINGLETON (2011): “Estimation and Evaluation of Conditional Asset Pricing Models,” *Journal of Finance*, 66(3), 873–909.
- PETKOVA, R. (2006): “Do the Fama-French Factors Proxy for Innovations in Predictive Variables?,” *Journal of Finance*, 61(2), 581–612.
- PETKOVA, R., AND L. ZHANG (2005): “Is Value Riskier than Growth?,” *Journal of Financial Economics*, 78(1), 187–202.
- ROBINSON, P. (1989): “Nonparametric Estimation of Time-varying Parameters,” in *Statistical Analysis and Forecasting of Economic Structural Change*, ed. by P. Hackl, pp. 253–264. Springer.
- ROLL, R. (1985): “A Note on the Geometry of Shanken’s CSR T^2 Test for Mean/Variance Efficiency,” *Journal of Financial Economics*, 14(3), 349–357.
- ROUSSANOV, N. (2014): “Composition of Wealth, Conditioning Information, and the Cross-section of Stock Returns,” *Journal of Financial Economics*, 111(2), 352–380.
- SHANKEN, J. (1985): “Multivariate Tests of the Zero-beta CAPM,” *Journal of Financial Economics*, 14(3), 327–348.
- (1986): “Testing Portfolio Efficiency when the Zero-beta Rate is Unknown: A Note,” *Journal of Finance*, 41(1), 269–276.
- (1990): “Intertemporal Asset Pricing: An Empirical Investigation,” *Journal of Econometrics*, 45, 99–120.
- (1992): “On the Estimation of Beta-Pricing Models,” *Review of Financial Studies*, 5(1), 1–33.
- SHANKEN, J., AND G. ZHOU (2007): “Estimating and Testing Beta Pricing Models: Alternative Methods and their Performance in Simulations,” *Journal of Financial Economics*, 84(1), 40–86.
- SINGLETON, K. (2006): *Empirical Dynamic Asset Pricing*. Princeton University Press.
- STAMBAUGH, R. F. (1999): “Predictive Regressions,” *Journal of Financial Economics*, 54(3), 288–302.
- WOOLDRIDGE, J. M., AND H. WHITE (1988): “Some Invariance Principles and Central Limit Theorems for Dependent Heterogeneous Processes,” *Econometric Theory*, 4(2), 210–230.
- ZHOU, G. (1994): “Analytical GMM Tests: Asset Pricing with Time-Varying Risk Premiums,” *Review of Financial Studies*, 7(4), 687–709.

Table 1: Factor Risk Exposure Estimates

This table provides estimates of factor risk exposures from the constant-beta specification of the dynamic asset pricing model discussed in Section 5. The upper panel reports OLS estimates, and the lower panel QMLE estimates. Asymptotic standard errors are provided in parentheses. The pricing factors are *MKT*, the excess return on the CRSP value-weighted equity market portfolio, *SMB*, the *Small minus Big* portfolio both obtained from Ken French’s website, and *TSY10*, the constant maturity ten-year Treasury yield from the H.15 release of the Board of Governors of the Federal Reserve. The test assets are the ten size sorted stock decile portfolios from Ken French’s website (*size1* ... *size10*), as well as constant maturity Treasury returns for maturities ranging from 1 through 30 years (*cmt1* ... *cmt30*). We obtain the latter from CRSP. “Wald Stats” denote Wald tests for the joint significance of all factor risk exposures associated with the respective pricing factor. “LR Stat” is a likelihood ratio test for the joint significance of all factor risk exposures across test assets and pricing factors in the model of equation (6) (see Kleibergen and Zhan (2013)). The sample period is 1964:01 - 2012:12. *** denotes significance at 1%, ** significance at 5%, and * significance at the 10% level.

	β_{MKT}	$s.e.(\beta_{MKT})$	β_{SMB}	$s.e.(\beta_{SMB})$	β_{TSY10}	$s.e.(\beta_{TSY10})$
OLS Estimates						
size1	0.851***	(0.030)	1.171***	(0.020)	0.109***	(0.021)
size2	0.984***	(0.019)	1.066***	(0.018)	0.053***	(0.017)
size3	1.007***	(0.016)	0.898***	(0.015)	-0.111***	(0.014)
size4	0.996***	(0.007)	0.804***	(0.004)	-0.099***	(0.005)
size5	1.018***	(0.007)	0.662***	(0.008)	0.036***	(0.010)
size6	1.003***	(0.017)	0.480***	(0.021)	-0.277***	(0.045)
size7	1.031***	(0.029)	0.362***	(0.039)	-0.160***	(0.038)
size8	1.033***	(0.032)	0.264***	(0.035)	-0.293***	(0.029)
size9	0.995***	(0.028)	0.067***	(0.020)	-0.429***	(0.012)
size10	0.988***	(0.005)	-0.276***	(0.007)	0.188***	(0.009)
cmt1	0.004	(0.011)	0.009	(0.012)	-1.043***	(0.019)
cmt2	0.001	(0.025)	0.008	(0.320)	-2.049***	(0.204)
cmt5	-0.006	(0.201)	-0.003	(0.184)	-4.226***	(0.168)
cmt7	-0.000	(0.149)	-0.018	(0.160)	-5.164***	(0.138)
cmt10	0.007	(0.156)	-0.015	(0.073)	-6.165***	(0.085)
cmt20	0.003	(0.129)	-0.009	(0.111)	-7.893***	(0.117)
cmt30	-0.027	(0.184)	-0.004	(0.269)	-8.581***	(0.320)
Wald Stats	182785.308***	(0.000)	81346.613***	(0.000)	30021.782***	(0.000)
LR Stat	6297.355***	(0.000)				
QMLE Estimates						
size1	0.852***	(0.030)	1.174***	(0.020)	0.091***	(0.021)
size2	0.980***	(0.020)	1.060***	(0.018)	0.053***	(0.017)
size3	1.007***	(0.016)	0.898***	(0.015)	-0.082***	(0.014)
size4	0.997***	(0.007)	0.804***	(0.004)	-0.089***	(0.005)
size5	1.019***	(0.007)	0.664***	(0.008)	0.039***	(0.010)
size6	1.005***	(0.017)	0.485***	(0.020)	-0.291***	(0.045)
size7	1.031***	(0.029)	0.363***	(0.038)	-0.185***	(0.037)
size8	1.032***	(0.032)	0.263***	(0.035)	-0.288***	(0.029)
size9	0.994***	(0.027)	0.066***	(0.020)	-0.417***	(0.011)
size10	0.987***	(0.005)	-0.277***	(0.007)	0.186***	(0.009)
cmt1	0.004	(0.010)	0.009	(0.012)	-1.048***	(0.019)
cmt2	0.001	(0.025)	0.008	(0.318)	-2.047***	(0.204)
cmt5	-0.006	(0.201)	-0.003	(0.182)	-4.217***	(0.169)
cmt7	-0.000	(0.147)	-0.018	(0.158)	-5.158***	(0.137)
cmt10	0.007	(0.154)	-0.015	(0.071)	-6.151***	(0.080)
cmt20	0.002	(0.121)	-0.009	(0.106)	-7.916***	(0.114)
cmt30	-0.027	(0.180)	-0.004	(0.268)	-8.579***	(0.319)
Wald Stats	184171.026***	(0.000)	80463.712***	(0.000)	31121.825***	(0.000)

Table 2: Price of Risk Estimates

This table provides estimates of market price of risk parameters from the dynamic asset pricing model discussed in Section 5. The first panel reports OLS estimates for the specification with time-varying betas, the middle and the lower panel provide OLS and QMLE estimates for the specification with constant betas, respectively. Asymptotic standard errors are provided in parentheses. The pricing factors are *MKT*, the excess return on the value-weighted equity market portfolio, *SMB*, the *Small minus Big* portfolio both obtained from Ken French's website, and *TSY10*, the constant maturity ten-year Treasury yield from the H.15 release of the Board of Governors of the Federal Reserve. The price of risk factors are *TSY10*, *TERM*, the spread between the constant maturity ten-year Treasury yield and the three-month Treasury Bill, both obtained from the H.15 release, as well as *DY*, the log dividend yield obtained from Haver Analytics. The first column, λ_0 , gives the estimated constant in the affine price of risk specification for each pricing factor. The second through forth column provide the estimated coefficients in the matrix Λ_1 which determine loadings of prices of risk on the price of risk factors. The column $\bar{\lambda}$ provides an estimate of the average price of risk as given in equation (11). The last column provides the Wald test statistic of the null hypothesis that the associated row is all zeros. The sample period is 1964:01 - 2012:12. *** denotes significance at 1%, ** significance at 5%, and * significance at the 10% level.

	λ_0	TSY10	TERM	DY	$\bar{\lambda}$	W_{Λ_1}
Time-Varying Betas						
MKT	0.062*** (0.017)	-0.184*** (0.058)	0.302*** (0.088)	0.014*** (0.004)	6.797** (2.785)	25.328*** (0.000)
SMB	0.054*** (0.013)	-0.194*** (0.044)	0.099 (0.066)	0.011*** (0.003)	3.565 (2.690)	23.190*** (0.000)
TSY10	0.004*** (0.001)	-0.014*** (0.005)	-0.046*** (0.007)	0.001** (0.000)	-0.359 (0.229)	48.636*** (0.000)
Constant Betas: OLS						
MKT	0.063** (0.028)	-0.187* (0.098)	0.301** (0.147)	0.014** (0.006)	6.067*** (1.487)	8.975** (0.030)
SMB	0.054** (0.022)	-0.192*** (0.073)	0.093 (0.108)	0.011** (0.005)	3.023 (2.336)	7.599* (0.055)
TSY10	0.004 (0.002)	-0.013 (0.008)	-0.050*** (0.012)	0.001 (0.001)	-0.386*** (0.085)	21.237*** (0.000)
Constant Betas: QMLE						
MKT	0.063** (0.028)	-0.187* (0.098)	0.301** (0.147)	0.014** (0.006)	6.066*** (1.424)	8.975** (0.030)
SMB	0.054** (0.022)	-0.192*** (0.073)	0.093 (0.108)	0.011** (0.005)	3.025 (2.037)	7.598* (0.055)
TSY10	0.004 (0.002)	-0.013 (0.008)	-0.050*** (0.012)	0.001 (0.001)	-0.386*** (0.103)	21.237*** (0.000)

Table 3: Mean squared pricing error comparison

This table compares mean squared pricing errors across various model estimation approaches for the asset pricing model discussed in Section 5. The upper panel reports, for each test asset, the mean squared pricing error implied by the various estimation approaches. β_t, λ_t denotes our benchmark specification with both time-varying betas and market prices of risk and the betas being estimated using the approach discussed in Section 4. β_0, λ_t is a specification with constant betas but time-varying prices of risk estimated using the OLS estimator discussed in Section 3. Columns three (β_t, λ_0) and four (β_0, λ_0) denote specifications with time varying and constant risk exposures, respectively, and constant prices of risk. “FH” refers to the Ferson and Harvey (1991) estimator discussed in Section 4 which is based on time-varying betas estimated using five year rolling window regressions. “FM” denotes the Fama and MacBeth (1973) two-pass estimator based also on time-varying betas estimated using five year rolling window regressions. Mean squared pricing errors are stated in percentage terms. The second panel shows the mean squared pricing errors of all model specifications relative to the benchmark estimation. The test assets are the ten size sorted stock decile portfolios from Ken French’s website (*size1* . . . *size10*), as well as constant maturity Treasury returns for maturities ranging from 1 through 30 years (*cmt1* . . . *cmt30*), obtained from CRSP. The sample period is 1964:01 - 2012:12.

	β_t, λ_t	β_0, λ_t	β_t, λ_0	β_0, λ_0	FH	FM
Mean squared pricing errors						
size1	5.87	6.13	7.07	7.06	6.35	6.34
size2	2.77	2.80	3.49	3.49	3.25	3.31
size3	1.96	2.00	2.80	2.80	2.45	2.53
size4	1.90	1.92	2.75	2.75	2.37	2.49
size5	1.69	1.72	2.49	2.49	2.16	2.26
size6	1.78	1.88	2.67	2.67	2.38	2.38
size7	1.74	1.78	2.32	2.32	2.08	2.12
size8	1.51	1.52	1.96	1.96	1.79	1.81
size9	1.27	1.27	1.60	1.60	1.44	1.47
size10	0.33	0.33	0.58	0.58	0.48	0.54
cmt1	0.08	0.10	0.10	0.11	0.08	0.09
cmt2	0.17	0.21	0.22	0.23	0.18	0.19
cmt5	0.35	0.38	0.44	0.44	0.38	0.40
cmt7	0.44	0.49	0.58	0.57	0.46	0.50
cmt10	0.43	0.61	0.71	0.74	0.55	0.58
cmt20	1.24	1.72	1.85	2.03	1.48	1.52
cmt30	1.80	2.82	2.85	3.14 Text	2.08	2.08
Average	1.49	1.63	2.03	2.06	1.76	1.80
Mean squared pricing errors relative to β_t, λ_t						
size1		1.04	1.20	1.20	1.08	1.08
size2		1.01	1.26	1.26	1.17	1.20
size3		1.02	1.43	1.43	1.25	1.29
size4		1.01	1.45	1.45	1.24	1.31
size5		1.02	1.47	1.47	1.28	1.34
size6		1.06	1.49	1.50	1.33	1.33
size7		1.02	1.33	1.33	1.20	1.22
size8		1.01	1.29	1.30	1.19	1.19
size9		1.00	1.26	1.26	1.13	1.15
size10		1.00	1.73	1.74	1.45	1.62
cmt1		1.27	1.26	1.32	1.03	1.05
cmt2		1.27	1.28	1.35	1.08	1.11
cmt5		1.09	1.26	1.26	1.09	1.15
cmt7		1.10	1.31	1.30	1.05	1.13
cmt10		1.43	1.65	1.73	1.30	1.36
cmt20		1.39	1.50	1.64	1.20	1.23
cmt30		1.56	1.58	1.74	1.15	1.15
Average		1.14	1.40	1.43	1.19	1.23

Figure 1: Comparison of Beta Estimates

This figure provides plots of beta estimates obtained for different pairs of test assets and cross-sectional pricing factors. β_t, λ_t shows time-varying betas estimated using the kernel regression approach presented in Section 4. β_0, λ_0 denotes the constant beta estimate obtained using the OLS estimator described in Section 3. “Rolling” refers to the five-year rolling window estimate. *size5* denotes the fifth decile portfolio from the set of size-sorted stock portfolios from Ken French’s website. *cmt10* refers to the constant maturity Treasury returns for the ten year maturity, obtained from CRSP. *MKT*, *SMB*, and *TSY10* denote the value-weighted stock market portfolio from CRSP, the *Small minus Big* portfolio from Fama and French (1993), as well as the ten-year Treasury yield (*TSY10*) from the Federal Reserve’s H.15 release. The sample period is 1964:01 - 2012:12.

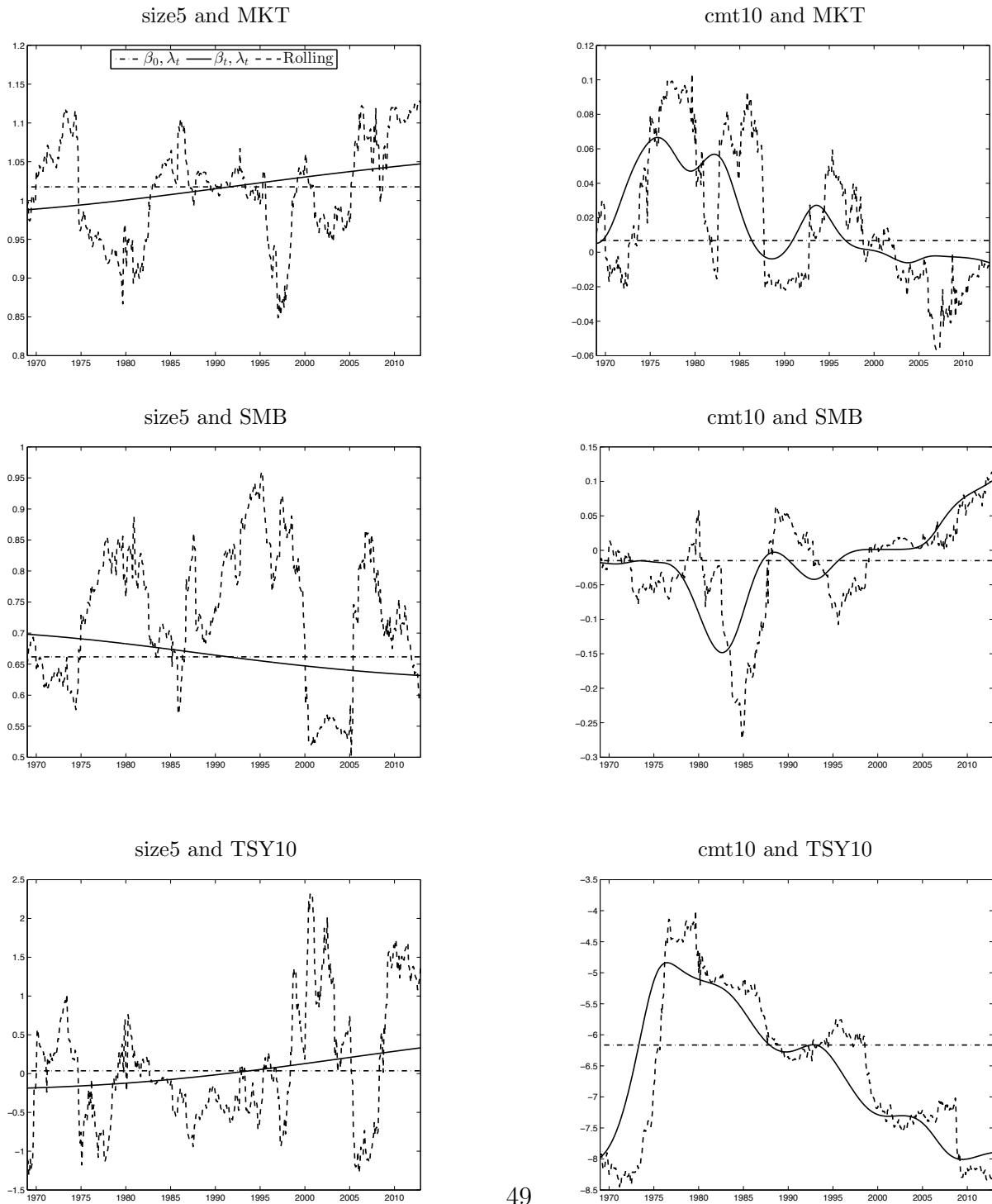


Figure 2: Comparison of Cross-sectional Pricing Properties

This figure provides plots of observed versus model-implied average excess returns on the set of test assets estimated using four different approaches as discussed in Section 5. The upper-left panel reports results based on our benchmark specification (β_t, λ_t) with time varying betas and time varying prices of risk, estimated using the approach presented in Section 4. The upper-right panel shows the unconditional fit of the specification with constant betas but time-varying prices of risk, estimated using the three-stage OLS estimator discussed in Section 3. The lower-left panel shows the average fit of the model estimated using the approach suggested in Ferson and Harvey (1991), designated “FH”, which is based on time-varying betas estimated using five year rolling window regressions. The lower-right panel presents results for the Fama and MacBeth (1973), designated, “FM”, two-pass estimator which is also based on time-varying betas estimated using five year rolling window regressions but features constant prices of risk. We implement FM by treating the ten-year Treasury yield as a X_1 -type pricing factor and omitting the dividend yield and the term spread as factors. All excess returns are stated in annualized percentage terms. The test assets are the ten size sorted stock decile portfolios from Ken French’s website (*size1* ... *size10*), as well as constant maturity Treasury returns for maturities ranging from 1 through 30 years (*cmt1* ... *cmt30*), obtained from CRSP. The plots are based on the OLS estimates of the model. The sample period is 1964:01 - 2012:12.

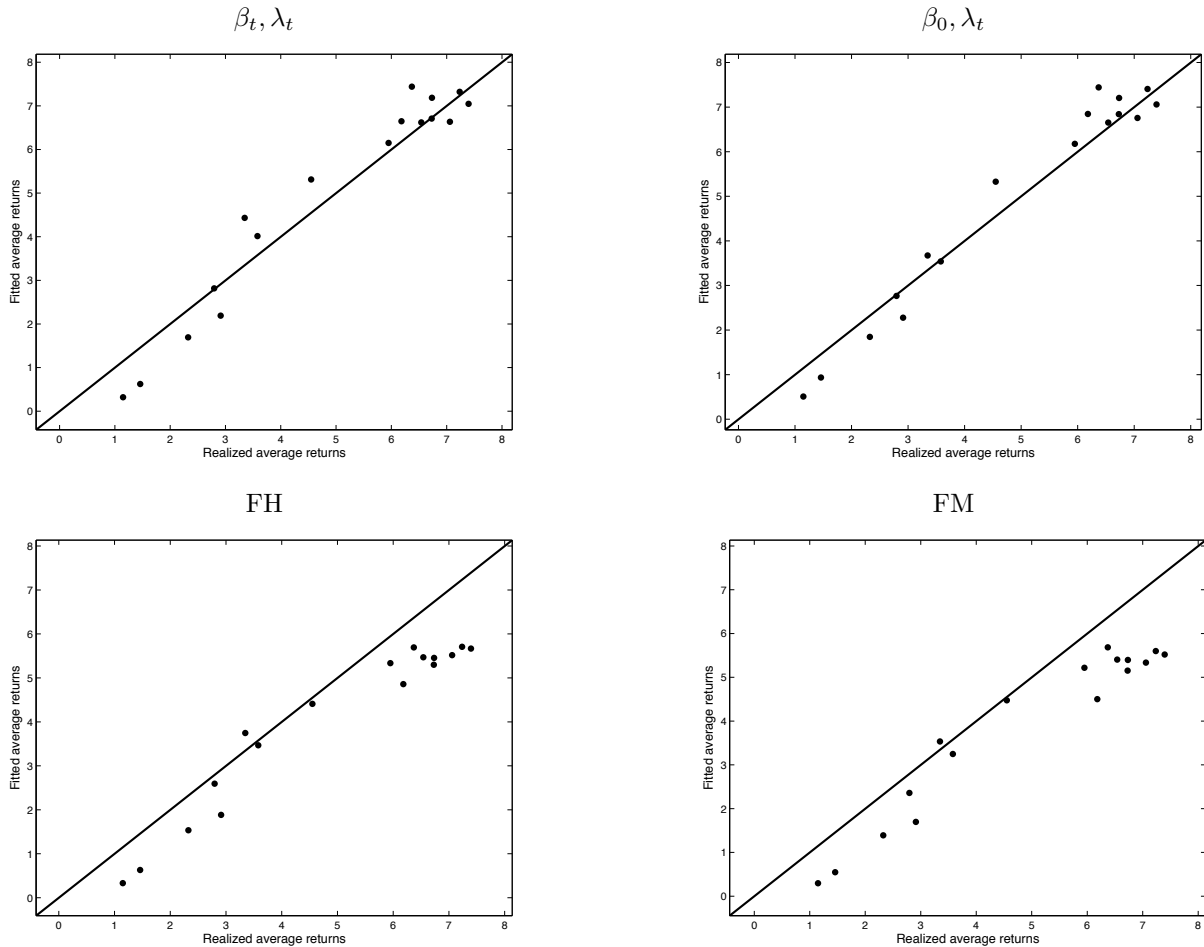


Figure 3: Price of *MKT* Risk Dynamics

This figure provides plots of the estimated time series of the price of *MKT* risk implied by the dynamic asset pricing model with time-varying betas and prices of risk estimated using the approach in Section 4 and discussed in Section 5. The upper-left panel plots the price of market risk along with its conditional 95% confidence interval. The remaining panels provide the contributions of the three price of risk factors *TSY10*, *TERM*, and *DY* to the dynamics of the price of market risk. All quantities are stated in annualized percentage terms. The sample period is 1964:01 - 2012:12.

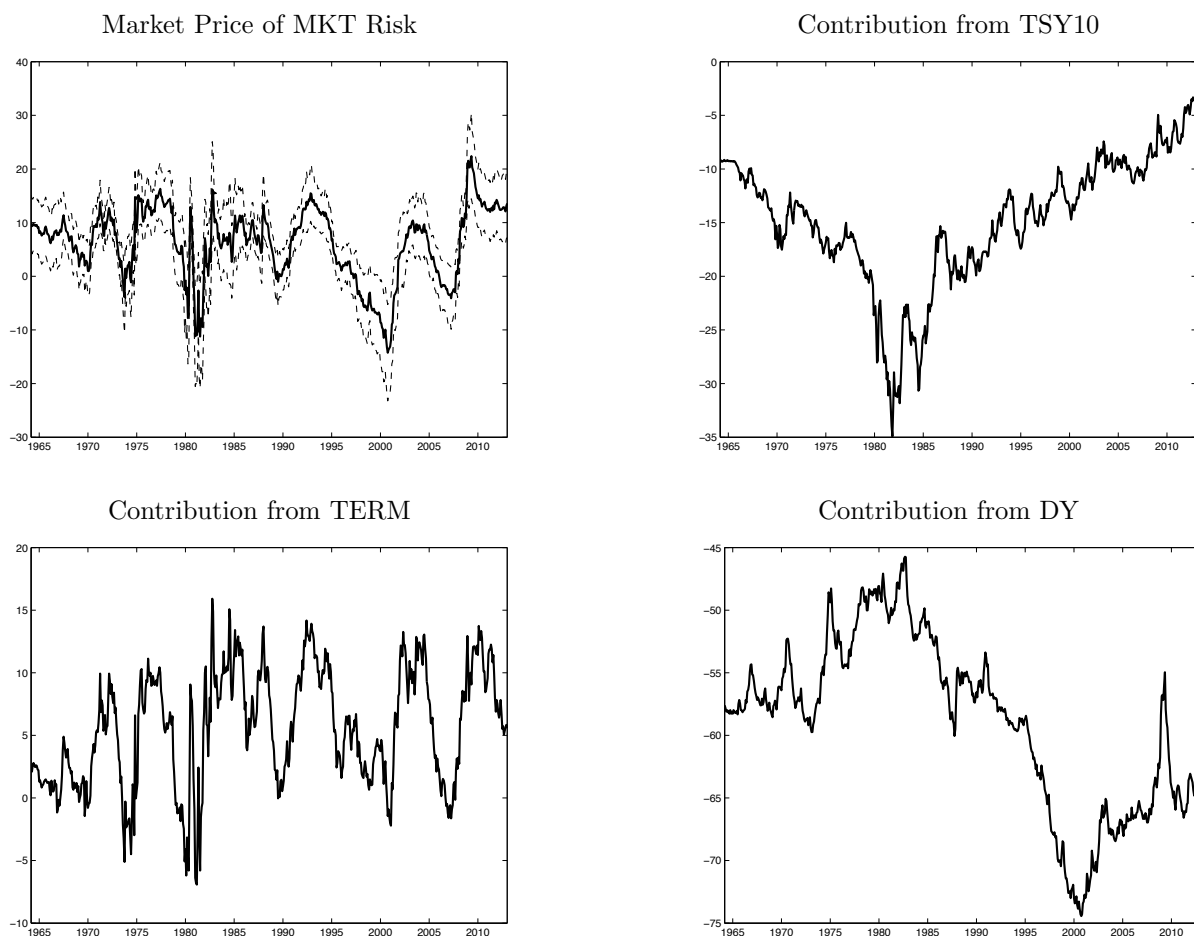


Figure 4: Time Variation in the Price of *SMB* and *TSY10* Risk

This figure provides plots of the estimated time series of the price of *SMB* and *TSY10* risk implied by the dynamic asset pricing model estimated using the method outlined in Section 4 and discussed in Section 5. The left panel plots the price of *SMB* risk along with its conditional 95% confidence interval, and the right panel reports the price of *TSY10* risk along with its conditional 95% confidence interval. All quantities are stated in annualized percentage terms. The sample period is 1964:01 - 2012:12.

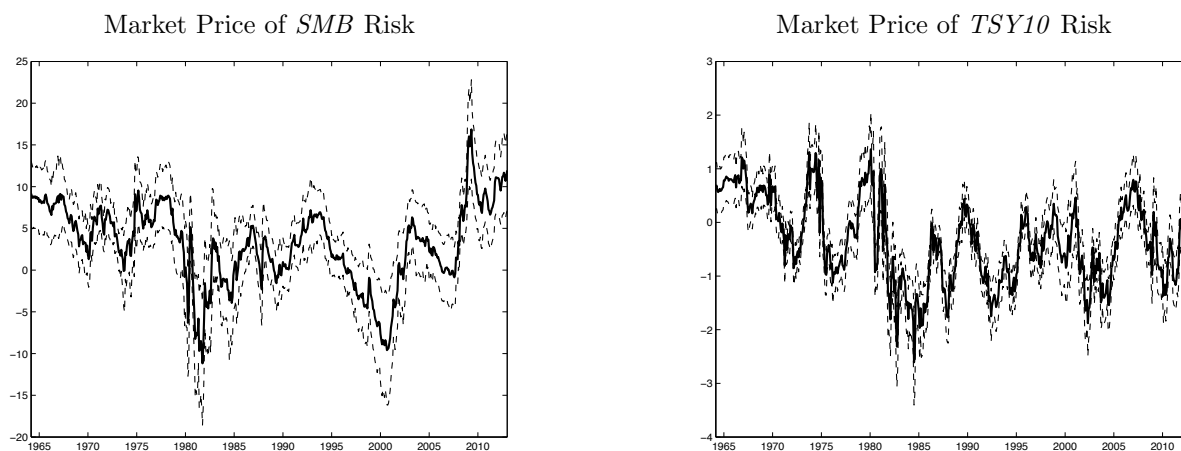


Figure 5: One-year and Five-year Risk Premium Dynamics

This figure provides plots of the estimated one- and five-year ahead expected excess returns for two test assets implied by the dynamic asset pricing model with time-varying betas and prices of risk estimated using the approach in Section 4 and discussed in Section 5. *size5* denotes the fifth decile portfolio from the set of size-sorted stock portfolios from Ken French's website. *cmt10* refers to the constant maturity Treasury returns for the ten year maturity, obtained from CRSP. All quantities are stated in annualized percentage terms. The sample period is 1964:01 - 2012:12.

