

# Findings from the National Education Association's Nationwide Study of Bullying: Teachers' and Education Support Professionals' Perspectives

Catherine P. Bradshaw, Ph.D.  
Tracy Evian Waasdorp, Ph.D.  
Lindsey M. O'Brennan, M.A.  
Johns Hopkins University

Michaela Gulemetova, Ph.D.  
National Education Association

National Education Association  
Research Department  
Ronald D. Henderson, Ph.D., Director



*Great Public Schools for Every Student*

# Findings from the National Education Association's Nationwide Study of Bullying: Teachers' and Education Support Professionals' Perspectives

Catherine P. Bradshaw, Ph.D.  
Tracy Evian Waasdorp, Ph.D.  
Lindsey M. O'Brennan, M.A.  
Johns Hopkins University

Michaela Gulemetova, Ph.D.  
National Education Association

National Education Association  
Research Department  
Ronald D. Henderson, Ph.D., Director

The National Education Association is the nation's largest professional employee organization, representing 3.2 million elementary and secondary teachers, higher education faculty, education support professionals, school administrators, retired educators, and students preparing to become teachers.

Copies of this publication may be purchased from the NEA Professional Library Distribution Center, P.O. Box 404846, Atlanta, GA, 30384-4846. Telephone 1-800-229-4200 for price information or go to the NEA Professional Library Web site at <http://www.nea.org/books>.

Reproduction: No part of this publication may be reproduced in any form without permission from NEA Research, except by NEA-affiliated associations and NEA members. Any reproduction of this material must contain the usual credit line and copyright notice. Address communications to Editor, NEA Research, 1201 16th Street, NW, Washington, DC 20036-3290.

Copyright © 2011 by the National Education Association  
All Rights Reserved

The National Education Association (NEA) has a long history of involvement in bullying prevention efforts. In the mid-1990s, the NEA membership mandated that the Association create a training program for its members on student-to-student sexual harassment and bullying. In response, NEA developed curricula on these topics and has continuously offered such training since that time.

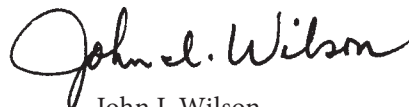
Still, it's possible that what we think we know about bullying isn't all we need to know. With 3.2 million members nationwide, the NEA is in an ideal position to address the critical issue of bullying through its current programs, while simultaneously advancing the field through rigorous research. Finding the right answers is critical to NEA's mission of ensuring a quality education for every student.

This study of staff members' perceptions of bullying represents an important step in enhancing our understanding of the perspectives of teachers and education support professionals. To our knowledge, it represents the first large-scale nationwide study examining different staff members' perspectives on bullying and bullying prevention efforts.

We hope these findings will inform the creation of professional development and training materials tailored for different school staff, as well as for those working with various groups of students across different grade levels and community contexts. Bullying robs students of their opportunity to learn. It is our shared responsibility to ensure that every child can attend a safe public school.



Dennis Van Roekel  
President



John I. Wilson  
Executive Director



# Contents

<b>Executive Summary</b> .....	vii
<b>Background and Significance</b> .....	1
Student and Staff Perceptions of the Problem of Bullying .....	1
School Climate and Connectedness .....	2
Evidence-based Approaches .....	2
Gaps in the Literature .....	3
Purpose of this Study .....	4
<b>Methodology</b> .....	7
Data Collection Procedure .....	7
Analytic Approaches, Covariates, and Sample Weights .....	7
Sample Characteristics .....	8
<b>Findings</b> .....	9
Exposure to and Concerns about Bullying .....	9
Staff Experiences with Different Forms of Bullying and Perceptions of Bullying that Targets Special Populations .....	11
Prevention Policies and Intervention Efforts .....	13
Link between School Connectedness and Intervention .....	14
Additional Training and Support Needs .....	16
<b>Conclusions and Implications</b> .....	19
<b>Bibliography</b> .....	23
<b>Appendix A</b>	
Table of Survey Constructs .....	37

## Appendix B

Sample Characteristics Reflecting NEA Population .....	38
Table 1. Percentage of Staff Perceiving Bullying as a Problem .....	39
Table 2. Percentage of Staff Who Witnessed Bullying During the Past Month.....	39
Table 3. Percentage of Staff Who Perceived It Is Their Job to Intervene .....	40
Table 4. Does Your School Have Formal Bullying Prevention Efforts?.....	40
Table 5. Are You Involved in Bullying Prevention Efforts at Your School? .....	41
Table 6. Does Your District Have a Bullying Prevention Policy? .....	41
Table 7. Have You Received Training on the Implementation of the Bullying Policy?.....	42

## Figures

Figure 1. Percentage of Staff Perceiving Bullying as a Problem .....	9
Figure 2. Percentage of Staff Who Witnessed Bullying During the Past Month .....	10
Figure 3. Percentage of Staff Who Reported Being Bullied by Different Individuals at Their School .....	11
Figure 4. Percentage of Staff Who Reported Different Types of Bullying Were a Moderate/Major Problem.....	11
Figure 5. Percentage of Staff Who Reported that Bullying Behaviors Were a Moderate/Major Problem .....	12
Figure 6. Percentage of Staff Who Perceived It Is Their Job to Intervene .....	13
Figure 7. Percentage of Staff Who Responded ‘Yes’ Regarding Bullying Policies and Prevention Activities .....	14
Figure 8. ESP and Teacher Average Reports of Different Aspects of Connectedness, on a Scale from 1 to 4 .....	15
Figure 9. Percentage of Staff Who Reported a Need for Additional Training in Intervening with Different Forms of Bullying.....	16
Figure 10. Percentage of Staff Who Reported a Need for Additional Training in Intervening in Bullying Situations Involving Special Populations, Race, Gender, and Religion .....	17

## Executive Summary

**B**ullying affects nearly 30 percent of school-aged youth on a monthly basis (Nansel, Overpeck, Pilla, Ruan, Simons-Murton, and Scheidt, 2001). Research indicates that many of these students will experience academic, interpersonal, and physical and mental health problems as a consequence of their involvement in bullying (O’Brennan, Bradshaw, and Sawyer, 2009; Swearer, Espelage, Vaillancourt, and Hymel, 2010). These findings on the impact of bullying on students and on the school environment illustrate a need for improved bullying intervention and prevention efforts in schools across the country.

The National Education Association (NEA) has a long history of involvement in bullying intervention and prevention.<sup>1</sup> With 3.2 million members nationwide, the NEA is in an ideal position to both address the critical issue of bullying through its existing programs and to advance the research on staff members’ perceptions of and involvement in bullying intervention and prevention. Toward that end, the NEA recently drew upon its membership to launch a national study of school staff members’ perceptions of bullying. The study’s overall goal was to identify strengths and areas of need related to bullying in order to inform the next phase of intervention and prevention, both within the NEA and in collaboration with other agencies. This report summarizes study findings in an effort to promote collaboration in schools across America.

The data were collected from a nationally representative sample of 5,064 NEA members—including 2,163 professional staff (Teachers<sup>2</sup>) and 2,901 education support professionals (ESPs<sup>3</sup>)—in April 2010 using either a Web- or phone-based survey. The sample was designed to allow for comparisons across grade level and job category, with particular emphasis on ESPs, who have been largely overlooked in previous research on bullying (Bradshaw, Waasdorp, and O’Brennan, 2010a).

Data from the survey indicated that members perceived bullying to be a problem in their school; they witnessed bullying frequently and students reported it to them in large numbers. Although approximately 43 percent of NEA members perceived bullying to be a moderate or major problem at their school, over half of the members surveyed

---

<sup>1</sup> In the mid-1990s, the NEA membership mandated that the Association create a training program for its members on student-to-student sexual harassment and bullying. The NEA developed and constantly updated training curricula on these topics and has continued to conduct such training since that time.

<sup>2</sup> ‘Teachers’ includes classroom teachers, special educators, remedial/ESL, librarians, counselors, and other professional staff. Because the majority of the professional staff group was teachers, this entire group is referred to as Teachers, with a capital T, throughout this report.

<sup>3</sup> ‘ESPs’ includes paraprofessionals, maintenance staff, clerical staff, school transportation staff, food service staff, security staff, health and student services, technical staff and skilled trades staff, and other non-teaching support staff.



(62%) indicated that they had witnessed bullying two or more times in the last month and 41 percent indicated that they had witnessed bullying once a week or more. Teachers reported witnessing significantly more students being bullied at their school in the past month than did ESPs. Teachers also viewed bullying as a significantly greater problem at their school than did ESPs. Although more Teachers (45%) than ESPs (35%) indicated that a student reported bullying to them within the past month, both groups of staff members indicated equally that parents had reported bullying to them (16%). Staff working in middle schools and in urban areas were more likely to report that they had frequently witnessed bullying (66% and 65%, respectively) and were more likely to perceive it as a serious problem (59% and 54%, respectively).

Bullying takes many forms, with school staff reporting that verbal (59%), social/relational (50%), and physical (39%) forms were of greater concern in their school than was cyberbullying (17%). The most common form of bullying reported to both Teachers and ESPs was verbal bullying, whereas cyberbullying and sexting were the least likely to be reported. Members also reported that bullying based on a student's weight (23%), gender (20%), perceived sexual orientation (18%), or disability (12%) were of concern in their school. Although Teachers generally reported feeling more comfortable intervening with different forms of bullying than did ESPs, all staff members reported being the least comfortable intervening in bullying situations related to sexual orientation and gender issues.

There was a discrepancy between the existence of school district bullying policies and staff members' self-reported training on these policies. Although the vast majority of school employees (93%) reported that their district had implemented a bullying prevention policy, just over half of all staff (54%) had received training related to the policy. Furthermore, ESPs were significantly less likely to report that they had received training on their policy (46%) than Teachers (55%). Staff in urban schools, where the rates of staff-reported bullying were highest, were less likely to report the existence of district policy (88%) and less likely to have received training on the policy (51%). Over 80 percent felt their district's policy was adequate, and approximately 80 percent thought it was clear and easy to implement.

Although school staff reported a willingness to intervene in bullying situations, less than 40 percent of staff reported being directly involved in formal bullying prevention activities. Across all school levels and communities, nearly all participants (98%) said they thought it was "their job" to intervene when they witnessed bullying incidents. Overall, however, only 58 percent reported that their school had implemented formal bullying prevention activities such as school teams, a committee, or a prevention program. Even fewer reported the presence of such prevention activities in schools located in urban areas (47%) and in high schools (51%). Teachers (42%) were significantly more likely to indicate direct involvement in bullying prevention activities than were ESPs (27%). The lowest overall level of staff involvement was in high schools (24%).

An important predictor of staff members' willingness to intervene in bullying situations was their perception of connectedness to the school, defined here as "the belief held by adults in the school that they are valued as individuals and professionals involved in the learning process." Staff who were more connected to their school were more likely to feel comfortable intervening in all forms of bullying. Staff with higher feelings of connectedness were also more likely to report being comfortable intervening in several different types of bullying situations. Both Teachers and ESPs—particularly the

latter—reported high levels of connectedness. Two factors were significantly correlated with greater comfort intervening in bullying situations: 1) having effective strategies and 2) perceiving that others in the school were also likely to intervene. These two factors remained significant across all examined forms of bullying and of bullying that targets special student populations.<sup>4</sup>

Although the majority of all staff reported that they already had effective strategies for handling bullying situations, several professional development needs were identified. For example, cyberbullying and sexting were identified as areas where all staff needed additional training. More ESPs reported needing professional development on how to intervene in situations involving physical bullying, verbal bullying, relational bullying, and sexting than did Teachers. With regard to special populations, areas of greatest need for additional training related to sexual orientation, gender issues, and disability, with ESPs reporting a greater need than Teachers. ESPs were more likely than Teachers to report that they had resources available to them when faced with a bullying situation.

Taken together, these findings provide great insight into school staff members' perceptions of bullying, including the unique perspectives of different groups of ESPs (e.g., school transportation staff, food service staff, security staff) who are often overlooked in the literature. To our knowledge, the NEA Bullying Study is the only large-scale nationwide study that examines different staff members' perspectives on bullying intervention and prevention. As such, it helps to elucidate the specific needs of various groups of adults who work in schools across the country. These findings may also inform the creation of professional development and training materials tailored for different school staff, as well as for those working with special populations of students across different grade levels and community contexts.

---

<sup>4</sup> 'Special student populations' is used here to include groups that are the target of bullying due to some particular identifying factor, such as sexual orientation, disability, or weight, for example.



## Background and Significance

**B**ullying is broadly defined as intentional and repeated acts of a threatening or demeaning nature that occur through direct verbal (e.g., threatening, name calling), direct physical (e.g., hitting, kicking), and indirect (e.g., spreading rumors, influencing relationships, cyberbullying) means and that typically occur in situations in which there is a power or status difference (Olweus, 1993). Prior research has shown that it is one of the most common forms of aggression and victimization experienced by school-aged children (Nansel et al., 2001; Veenstra, Lindenberg, Oldehinkel, De Winter, Verhulst, and Ormel, 2005). Almost one in three (30%) youths experience bullying “once a week” or “several times a week,” with 11 percent reporting being a victim, 13 percent reporting being a bully, and 6 percent reporting being both a bully and a victim (Nansel et al., 2001). It is estimated that nearly all students will have some type of exposure to bullying by the time they graduate high school (Dinkes, Kemp, and Baum, 2009; Hoover, Oliver, and Hazler, 1992). The associated negative effects of bullying include a range of academic, social, emotional, physical health, and mental health problems (e.g., Berger, 2007; Eisenberg, Neumark-Sztainer, and Perry, 2003; Espelage and Swearer, 2003, 2004; Fekkes, Pijpers, Fredriks, Vogels, and Verloove-Vanhorick, 2006). The sections below outline some key findings within the bullying literature, which informed the current study related to staff members’ perceptions of bullying.

### Student and Staff Perceptions of the Problem of Bullying

Prior research suggests that students and school staff often view the problem of bullying and schools’ efforts to prevent it quite differently (Bradshaw, Sawyer, and O’Brennan, 2007; Doll, Song, and Siemers, 2004; Fekkes, Pijpers, and Verloove-Vanhorick, 2005). One study found that, while a large portion of staff (87%) thought that they had effective strategies for handling a bullying situation and 97 percent of staff reported that they would intervene if they witnessed bullying, only 21 percent of students involved in bullying had reported the event to a school staff member (Bradshaw et al., 2007). Students were more likely to report bullying events to their friends and families than to an adult at school (Waasdorp and Bradshaw, in press).

Although it appears that students are not actively seeking out help from Teachers when dealing with a bullying situation, it is possible that students may turn to ESPs (e.g., school nurses, transportation staff, teacher’s aides) as a means of support. However, few studies have specifically examined ESPs’ perceptions of bullying intervention. For instance, Leff, Power, Costigan, and Manz (2003) designed a measure that was explicitly intended to assess the bullying climate on the playground and the lunchroom (known as

the Playground and Lunchroom Climate Questionnaire, or PLCQ). This measurement tool is among the first to highlight the importance of the perceptions of those personnel who oversee these high-risk areas. The authors also underscore the importance of collaboration between teaching and non-teaching staff. It appears that few ESPs are included in school-wide intervention and prevention efforts. An exploratory, qualitative study of transportation staff by deLara (2008) revealed that ESP workers not only notice a considerable amount of bullying, but most also feel that they were not included in the district's school safety planning efforts. Similarly, an assessment of school nurses' perceptions revealed that nurses perceive many barriers when dealing with bullying, such as a need for more information regarding how to identify bullies and victims and knowledge of which behaviors to report to administrators (Hendershot, Dake, Price and Lartey, 2006).

### **School Climate and Connectedness**

Positive school climate is recognized as an important component of successful and effective schools (Brand, Felner, Shim, Seitsinger, and Dumas, 2003). A growing number of studies have identified school connectedness as a key construct in students' perceptions of their school climate and, consequently, connectedness may play an important role in bullying intervention and prevention. The more connected students feel to the individuals at their school (e.g., teachers, peers, staff), the more likely they are to experience positive outcomes in other areas of their life and the less likely they are to engage in risky behaviors. There is also increasing recognition of the importance of school connectedness and school organizational factors for staff wellbeing and productivity. For example, research has shown that, when school staff feel supported by their administration they report higher levels of commitment and more collegiality, and there is increased staff retention (Singh and Billingsley, 1998).

Several studies have highlighted the importance of staff perceptions of the school climate (e.g., the schools' organizational health) for high work productivity, staff efficacy, and focus on student success (Bevans, Bradshaw, Miech, and Leaf, 2007; Hoy and Woolfolk, 1993; Pas, Bradshaw, Hershfeldt, and Leaf, 2010). In contrast, when teaching staff experience high levels of burnout or feel emotionally exhausted, their relationships with students and the quality of their teaching suffer (Maslach, 1976; Maslach and Jackson, 1981). Furthermore, low efficacy or negative beliefs about their ability to teach demonstrate less effective teaching practices, which is associated with poorer student achievement (Bandura, 1977; Skaalvik and Skaalvik, 2007).

Although there has been limited research examining these staff factors in relation to bullying intervention and prevention efforts, the available research suggests that staff members' perceptions of the school climate and their own connectedness to the school may bear a significant relationship to those efforts. It is, however, unclear whether staff's perceptions of connectedness vary across different staff groups, such as between Teachers and ESPs, and how those perceptions of connectedness relate to individual staff member's involvement in bullying intervention and prevention.

### **Evidence-based Approaches**

Most researchers agree that multi-component, whole-school intervention and prevention efforts hold the greatest promise for addressing the problem of bullying. These approaches aim to improve the school climate for students and staff by involving all

students, parents, and staff in the effort. Multiple levels of supports are provided to students, including universal activities for all students and staff, more targeted programs for children who have a high risk for exhibiting behavior problems, and individually tailored programs and support services for students already exhibiting difficulties due to their involvement in bullying. An important aspect of multi-component programs is the collection of data, which can guide data-based decision making, inform program selection, identify training needs, and identify hot spots in the school where bullying occurs. Nearly all states have passed laws regarding bullying, many of which focus on mandated reporting, expulsion of aggressors, or zero-tolerance rather than prevention (Casella, 2003; Espelage and Swearer, 2008; Srabstein, Berkman, Pyntikova, 2008). However, there are a number of programs that are designed to prevent bullying-related behaviors (for a review, see Farrington and Ttofi, 2009; Merrell, Gueldner, Ross, and Isava, 2008).

## Gaps in the Literature

Although there have been gains in identifying the potential causes and consequences of bullying over the past two decades (see reviews by Swearer et al., 2010), a number of gaps in the literature remain. For example, although a large body of research has examined students' perceptions of bullying and school climate (Bradshaw et al., 2007; Goldstein, Young, and Boyd, 2008; Juvonen, Nishina, and Graham, 2006), relatively few studies have examined these issues from the perspective of staff members. The available research suggests that school staff view the issue of bullying differently from students and that students perceive that staff are not responding sufficiently when informed of bullying incidents (Bradshaw et al., 2007). As a result, many students may not actively seek out help from Teachers when dealing with a bullying situation. It is possible that students may turn to ESPs as a means of support, but there has been limited research on this issue. Moreover, we know relatively little about how ESPs view the issue of bullying as compared with their Teacher colleagues.

This gap in the research is particularly disconcerting given that a significant portion of bullying occurs in unstructured areas such as the cafeteria, playground, hallways, and school busses, which are the areas chiefly supervised by ESPs. To date, there have been no systematic studies of ESPs of sufficient size and scope to allow for comparisons with Teachers or among specific ESP subgroups. This issue is of particular importance given that about one-third of adults working within a school are ESPs.

As noted, there is growing interest in the issue of connectedness, yet little work has been done to explore how staff perceptions of connectedness relate to their involvement in bullying intervention and prevention efforts. Furthermore, there may be important differences between ESPs' and Teachers' perceptions of connectedness, since these groups often vary in their level of student interaction, communication with administrators, and involvement in school-wide bullying intervention and prevention efforts. The available research on related constructs, such as organizational health and administrative support, suggests that staff reports of connectedness would be important to examine. However, these are often in reference to other aspects of employee work life, such as job satisfaction, retention, and performance, and are not related to staff involvement in bullying intervention and prevention.

Technology also has ushered in new forms or modes of bullying, often referred to as cyberbullying or cyberaggression. This involves threats, harassment, and harmful

actions via cell phones and the Internet (Williams and Guerra, 2007). A related concern is sexting, which includes creating, sending, posting, or disseminating sexually suggestive text messages, pictures, or videos of oneself or others. These messages often include nude or partially nude photos or images of oneself, which, although initially may be transmitted consensually, could easily be used as material for cyberbullying. To date, there has been little systematic research on staff members' perceptions of cyberbullying, and even less on the more recent issue of sexting.

Related concerns regarding special populations of students have also emerged. This includes sexual minority youth or those who are perceived as gender non-conforming (Berlan Corliss, Field, Goodman, and Austin, 2010; Kosciw, Greytak, Diaz, Bartkiewicz, 2009). Also of concern is the rising number of students who are overweight and who may become targets of bullying due to their physical appearance. Students with disabilities are also at greater risk for bullying by peers. Yet little is known about how school staff members view bullying or harassment that is motivated by student characteristics such as race/ethnicity, sexual orientation, or disability as well as staff members' training and support needs related to intervening in and preventing bullying that targets these special populations of students.

### Purpose of this Study

The overall goal of the NEA Bullying Study was to identify strengths and areas of need related to bullying intervention and prevention and to inform the next phase of intervention and prevention efforts, both within the NEA and in collaboration with other agencies. Specifically, the issues centered around bullying—particularly cyberbullying and sexting—were identified by NEA members as growing concerns and areas in which additional training and support are needed. Grounded in the available literature and motivated by the needs identified by NEA members and by gaps in the extant research, the NEA Bullying Study was launched to examine the following core research areas.

*Exposure to and Concerns about Bullying.* We examined staff perceptions of bullying, such as how often it is witnessed, how often it is reported to them, and how much of a problem bullying is perceived to be in the schools where NEA members work. As noted, one of the overarching goals of the NEA survey was to contrast the perspectives and experiences of Teachers and ESPs. This was particularly important in light of the fact that one in three school staff members is an ESP. We also aimed to explore the similarities and differences between these two populations with regard to their perceptions of bullying intervention and prevention efforts.

*Staff Experiences with Different Forms of Bullying and Perceptions of Bullying that Targets Special Populations.* We examined several different forms of bullying, including physical, verbal, relational, and cyberbullying, as well as sexting, to better understand ESPs' and Teachers' perspectives and concerns regarding these different types of bullying behavior. Specifically, we compared ESPs' and Teachers' perceptions of how much of a problem each form of bullying was in their schools, how comfortable they felt intervening, how likely other adults at their school are to intervene, and whether students reported various forms of bullying to them. We also examined concerns regarding special populations, specifically students who are gender non-conforming (e.g., GLBT), those who are overweight, and those with disabilities. This issue is of great concern, given

prior research documenting that special populations are at increased risk for bullying and peer victimization (Swearer et al., 2010).

*Prevention Policies and Intervention Efforts.* We examined staff members' knowledge of and experiences with school district policies related to bullying. This included prior training in the policies and the utility of the policies. Further, we examined staff members' involvement in training sessions or school intervention and prevention efforts and their perceptions of their own efforts as well as other staff members' willingness to intervene in bullying situations. Contrasts were made between Teachers and ESPs, where appropriate, to better understand staff members' differing experiences with and involvement in bullying intervention and prevention.

*Link between School Connectedness and Intervention.* Although different facets of school climate have been linked with positive outcomes among staff, such as reduced burnout and greater efficacy (Pas, Bradshaw, Hershfeldt, and Leaf, 2010), there has been limited research examining bullying-related factors in relation to staff reports of school connectedness. As noted, having data from both Teachers and ESPs fills an important gap in the research. We examined differences in perceptions of connectedness, as well as the relationship between connectedness and comfort intervening with different forms of bullying and bullying that targets special populations.

*Additional Training and Support Needs.* We examined the types of needs and resources that Teachers and ESPs had regarding bullying intervention and prevention. We also examined factors associated with their efficacy in producing desirable outcomes when handling bullying situations. Our goal was to inform the types of training and supports provided by the NEA. This information can also help determine whether ESPs have needs that differ from those of other school staff.





## Methodology

The NEA Bullying Survey (Bradshaw, Waasdorp, and O’Brennan, 2010a) was developed by the Johns Hopkins research team in close collaboration with the NEA Research Department’s Surveys and Data Analysis Unit. Bullying was defined on the survey as “... *intentional and repeated aggressive acts that can be physical (such as hitting); verbal (such as threats or name calling); or relational (such as spreading rumors, or influencing social relationships).* Bullying typically occurs in situations where there is a power or status difference.” The 127 items on the Survey were derived from a variety of research-based measures in order to address the primary research aims. There were five primary topical areas assessed on the Survey: 1) Exposure to and concerns about bullying; 2) Forms of bullying and bullying that targets special populations; 3) Bullying policies and intervention and prevention efforts; 4) School connectedness; and 5) Training and support needs. Additional information regarding the constructs, scales, scale/item sources, and psychometric properties are reported in Appendix A (page 37).

### Data Collection Procedure

In an effort to survey a representative sample of NEA members, both a telephone survey (63%) and a Web survey (37%) were used. The data were collected in the Spring of 2010 by Abacus Associates. A total of 1,601 Teachers and 2,142 ESPs completed the *telephone survey*, whereas 562 total Teachers and 759 ESPs completed the *Web survey*. The original unweighted sample was 5,064 ( $n = 2,163$  Teachers and  $n = 2,901$  ESPs). The full weighted sample available for analysis in the current report was 5,056 ( $n = 4,151$  Teachers and  $n = 905$  ESPs). Propensity and rim score weights were applied in this study to account for potential bias from the two survey modes and to weight the entire dataset to the national population of NEA members (see Watts, 2010, for more detail).

### Analytic Approaches, Covariates, and Sample Weights

Descriptive, multivariate, and regression analyses were conducted to address the primary research questions.<sup>5</sup> Certain variables were statistically adjusted for in the analyses (i.e., school level, school location, Web vs. phone survey modality, and amount of time spent with students) as they may have influenced participants’ responses to survey questions. All analyses also included the two sample weights. Specifically, propensity scores were used to determine the propensity or the likelihood of a respondent in the Web survey

---

<sup>5</sup> Significant results are reported in odds ratios (OR) with the corresponding *p-value*. The odds ratio is a statistic used to assess the probability of a particular outcome if a certain factor is present.

being in the telephone survey (Rosenbaum and Rubin, 1983). This method adjusts the Web sample to be comparable to the telephone survey, ideally allowing for dual modes in one survey. The propensity weighting of the Web data was then followed by a rim weighting of the entire merged dataset to known population parameters from the full NEA member database, mostly to compensate for heavy oversampling in the survey design and to mitigate the problem of coverage, selection, and random bias. Thus, the analyses include the rim and propensity score weights in all analyses where possible.

### Sample Characteristics

The weighted sample reflects the NEA population, with 82 percent Teachers (classroom teachers 85%, special educators 4%, remedial/ESL 2%, librarians 2%, counselors 3%, and other professional staff 4%) and 18 percent ESPs (paraprofessionals 49%, maintenance staff 14%, clerical staff 10%, school transportation staff 10%, food service staff 7%, security staff 1%, health and student services staff 2%, technical and skilled trades staff 2%, and other non-teaching support staff 6%).<sup>6</sup>

Women represented 80 percent of the sample, and 89 percent self-identified as White (Black 5%, Hispanic 4%, and others 2%). The sample included staff employed in a variety of school locations (suburban 34%, small town 24%, urban 24%, and rural areas 18%). Approximately 39 percent worked with students in elementary, 19 percent in middle, and 27 percent in high schools, with the remaining 16 percent working across multiple grade levels. Roughly 89 percent of participants reported working in one school, around 6 percent said they worked in two schools, and 4 percent said they worked in three or more schools. Not surprisingly, when asked about the level of interaction staff have with students, more Teachers reported having “constant” interaction with students as compared to ESPs. In contrast, approximately 25 percent of ESPs had some or less (i.e., “only a little,” “almost none”) interaction with students. Because of these marked differences, the percentage of time spent with students was used as a covariate in all analyses in this report, as their level of interaction with students likely influenced respondents’ perceptions of bullying and probability for intervention (see Appendix B, page 38).

---

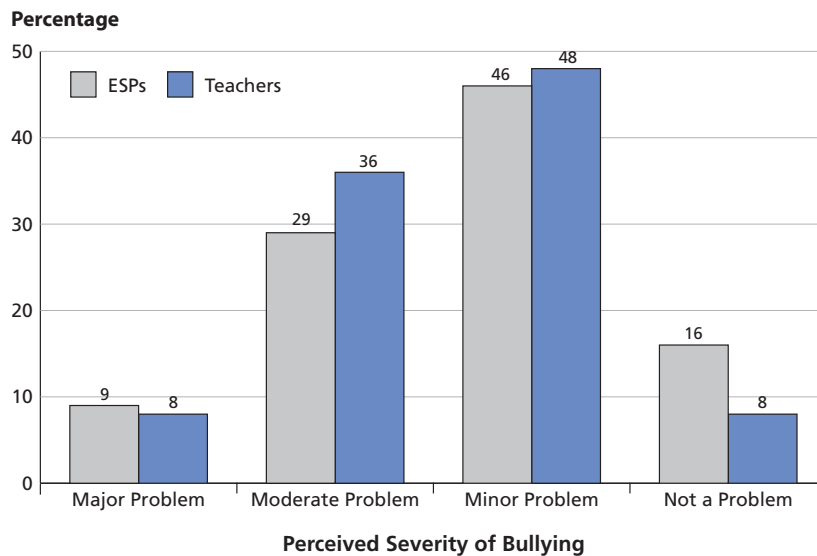
<sup>6</sup> With only 18 percent, ESPs are in fact underrepresented among NEA members as they are one in three of the entire population of public school staff in America. Moreover, the job category composition of NEA ESPs also differs from the actual composition in public schools. ESPs working outside the classroom and outside the school building (all job categories except paraprofessionals) represent about half of all NEA ESPs vs. two-thirds for the country as a whole (NEA, 2010). This suggests that the true differences between all ESPs and Teachers may be underestimated in the current study.

# Findings

## Exposure to and Concerns about Bullying

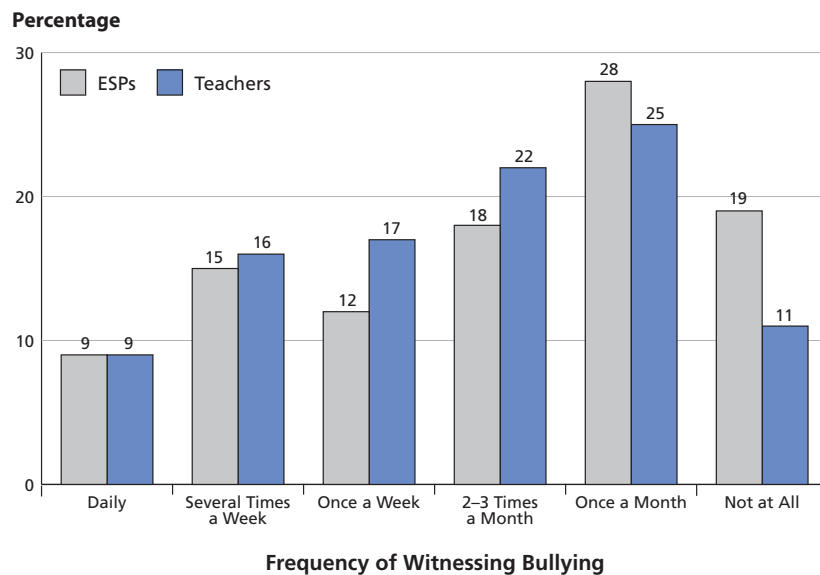
Approximately 43 percent of staff reported that bullying was a moderate or major problem at their school (see Figure 1, below, and Table 1, page 39) with Teachers viewing bullying as a significantly greater problem than ESPs (OR = 1.38;  $p < .001$ ). Staff also reported witnessing bullying on their school campus quite frequently. In fact, 62 percent of staff indicated they witnessed two or more incidents of bullying in the last month while 41 percent had witnessed bullying once a week or more (see Figure 2, next page, and Table 2, page 39). Teachers reported witnessing significantly more students being bullied at their school in the past month than did ESPs (OR = 1.25;  $p < .05$ ). Across school levels and communities, staff working in middle schools and in urban areas were more likely to report that they had frequently witnessed bullying (OR = 1.68;  $p < .001$  and OR = 1.70;  $p < .001$ , respectively); they also were more likely to perceive it as a serious problem (OR = 2.42;  $p < .001$  and OR = 1.81;  $p < .001$ , respectively).

**Figure 1. Percentage of Staff Perceiving Bullying as a Problem**



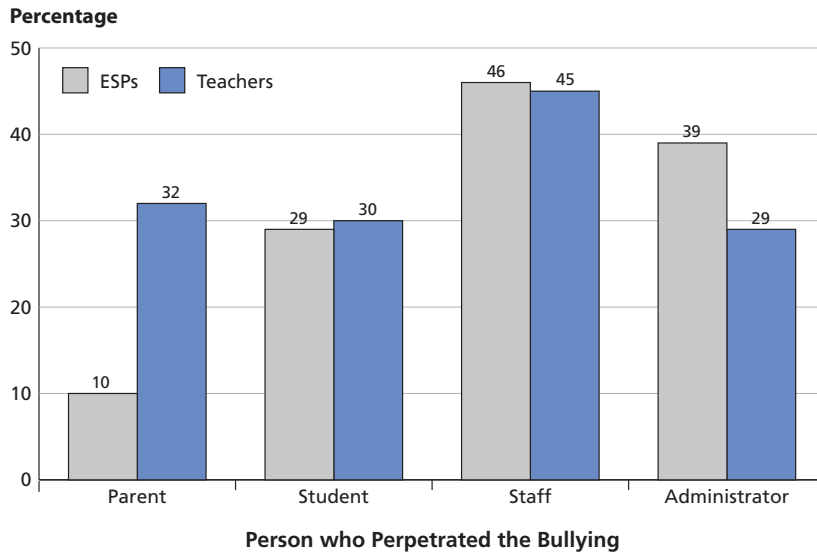
In addition to directly witnessing bullying, roughly half of staff said students often reported bullying incidences to them. However, more Teachers (45%) than ESPs (35%) indicated that a student had reported bullying to them within the past month, with Teachers being 26 percent more likely to report having a student report bullying to them (OR = 1.26;  $p < .05$ ) than ESPs. The more time staff spent interacting with students the more likely students were to report incidences to them (OR = 1.35;  $p < .001$ ). Staff working in middle schools were also more likely to indicate that students reported bullying to them (OR = 1.83;  $p < .001$ ). Conversely, all staff members equally indicated that parents had reported bullying to them (16%).

**Figure 2. Percentage of Staff Who Witnessed Bullying During the Past Month**



Besides a wide exposure to student-to-student bullying in schools, the survey revealed the presence of some adult-to-adult bullying. Approximately 18 percent of Teachers indicated that they personally were bullied by someone else at the school where they work, whereas 14 percent of ESPs reported that they personally were bullied by someone else (see Figure 3, next page). Teachers were approximately 28 percent more likely to have reported being personally bullied (OR = 1.28;  $p < .05$ ) as compared to ESPs. Additionally, staff working in urban environments were 36 percent more likely to have reported that they were bullied (OR = 1.36;  $p < .001$ ).

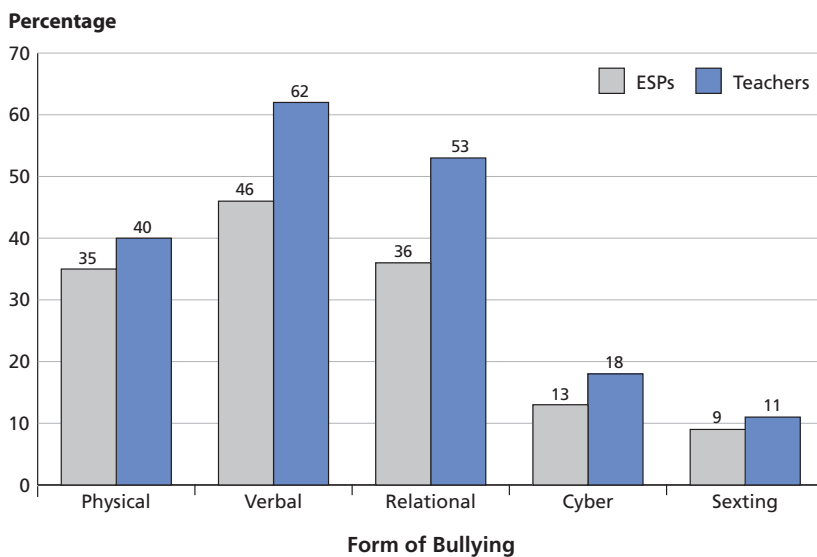
**Figure 3. Percentage of Staff Who Reported Being Bullied by Different Individuals at Their School**

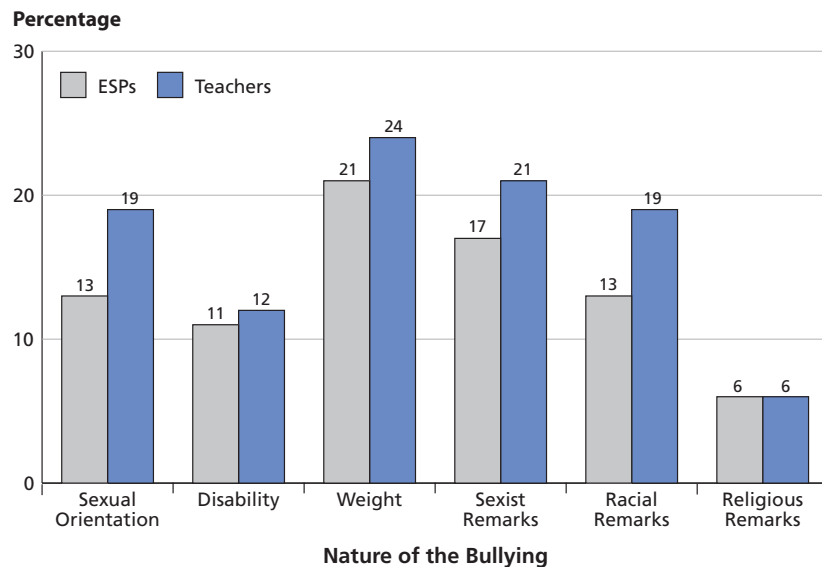


### Staff Experiences with Different Forms of Bullying and Perceptions of Bullying that Targets Special Populations

Bullying takes many forms, with school staff reporting that verbal (59%), social/relational (50%), and physical (39%) forms were of greater concern in their school than cyberbullying (17%) (see Figure 4, below). Members also reported that bullying based on a student’s weight (23%), sexist remarks (20%), perceived sexual orientation (18%), or disability (12%) were of concern in their school (see Figure 5, next page). It is unclear whether these concerns about different forms of bullying are associated with the severity of their consequences.

**Figure 4. Percentage of Staff Who Reported Different Types of Bullying Were a Moderate/Major Problem**



**Figure 5. Percentage of Staff Who Reported that Bullying Behaviors Were a Moderate/Major Problem**

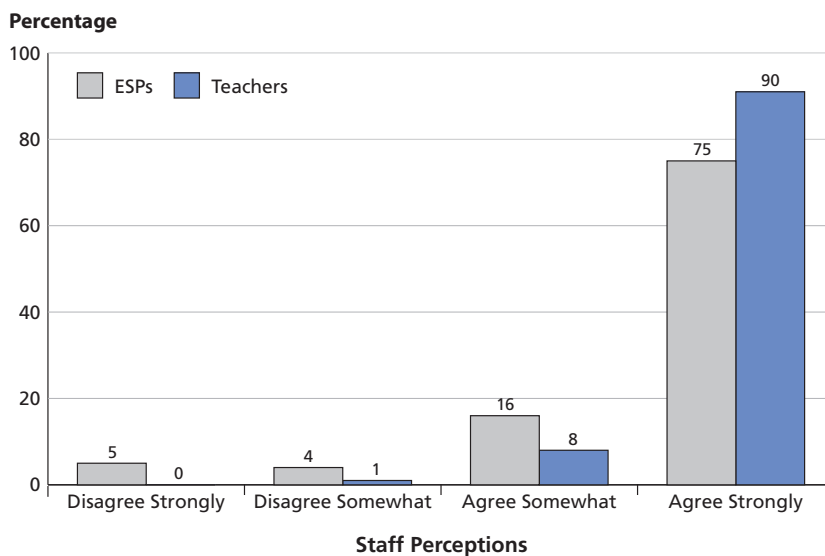
When questioned about the need for additional training, a majority of staff reported the greatest need for training in how to handle cyberbullying and in bullying related to sexual orientation and gender issues. They also reported being the least comfortable intervening in these types of bullying situations. With regard to efficacy to intervene effectively, Teachers generally felt more comfortable intervening with the different forms of bullying than did ESPs. However, both ESPs and Teachers felt the least comfortable intervening with cyberbullying and sexting and the most comfortable intervening in situations related to verbal bullying. This difference is likely related to the secrecy of cyberbullying and sexting since it is not always apparent to staff in the school environment. Nevertheless, these electronic forms of bullying are of considerable concern to students, and intervention strategies should be discussed with all staff.

In general, it appears that staff are least comfortable addressing bullying that relates to students' sexual orientation/gender non-conformity. Across several items addressing sexual orientation, there appeared to be discomfort, lack of knowledge, and a perception that other staff also had concerns about how best to intervene. These findings are especially concerning given studies indicating that GLBT youth are at an increased risk for bullying (e.g., Berlan et al., 2010; Kosciw et al., 2009). These findings suggest school- and district-wide policies need to pay special attention to bullying related to sexual orientation and provide staff with the necessary supports to intervene effectively. Additional training is also needed to increase staff members' comfort with addressing issues related to sexual orientation and to shift school norms regarding bullying related to gender non-conformity. In contrast, there was greater comfort and perceived willingness to intervene in situations where the bullying focused on a student with a disability. This may be a result of other school policies related to children with disabilities (e.g., IDEA).

## Prevention Policies and Intervention Efforts

Across all school levels and communities nearly all participants said they thought it was “their job” to intervene when they witnessed bullying incidents (see Figure 6, below, and Table 3, page 40), with Teachers more likely than ESPs to acknowledge responsibility for acting in such situations (OR = 3.09;  $p < .001$ ). Although the vast majority of all staff thought it was their professional duty to intervene, Teachers were more likely than ESPs to feel responsible for intervening. Some of these differences may be related to staff involvement in bullying intervention and prevention efforts at their schools. Not surprisingly, the more time staff spent interacting with students the more likely they were to report it was their job to intervene (OR = 1.49;  $p < .001$ ).

**Figure 6. Percentage of Staff Who Perceived It Is Their Job to Intervene**



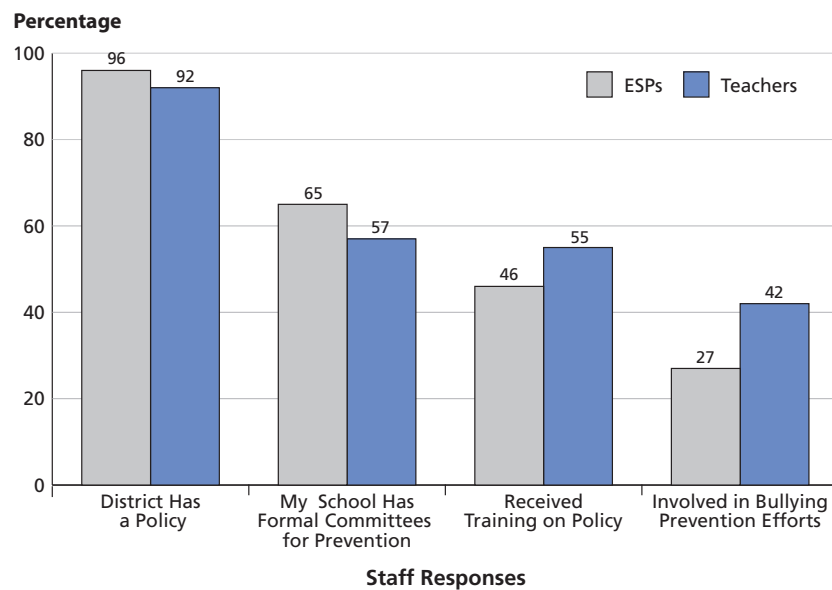
Overall, approximately 60 percent of all respondents said that their school had formal bullying prevention efforts such as school teams, a committee, or a prevention program (see Figure 7, next page, and Table 4, page 40). However, just 42 percent of Teachers and 27 percent of ESPs said they were involved in these efforts. Specifically, Teachers were 65 percent more likely than ESPs to report that they were involved in bullying prevention at their school (OR = 1.65,  $p < .001$ ). Interestingly, when comparing the two groups, ESPs were more likely to report that their school is doing enough to prevent bullying. Schools located in urban areas (47%) and high schools (51%) reported lower overall levels of such prevention activities. The lowest level of staff involvement in bullying prevention activities was in high schools (24%) (see Table 5, page 41).

There was also a discrepancy between the existence of school district bullying policies and staff members' self-reported training on these policies (see Figure 7, next page, and Tables 6 and 7, pages 41 and 42, respectively). Although the vast majority of school employees reported that their district had implemented a bullying prevention policy, only about half of all staff had received training related to the policy (see Table 7, page 42). ESPs were significantly less likely than Teachers to report that they had received training on their school's policy (45% and 54%, respectively). Specifically, Teachers were 23 percent



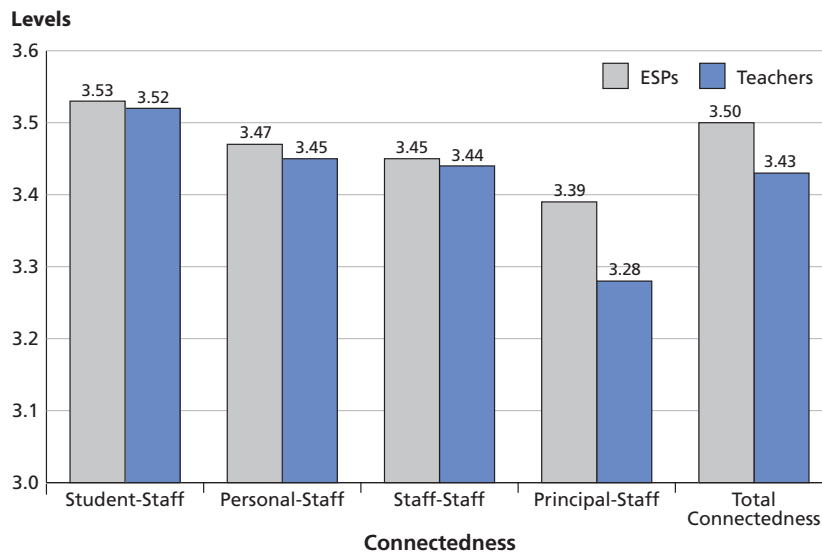
more likely than ESPs to report that they had received training on their policy (OR = 1.23,  $p < .001$ ). Yet, the staff in urban schools, where the rates of staff-reported bullying were highest, were significantly less likely to report the existence of a district policy (OR = .51;  $p < .001$ ) and significantly less likely to have received training on the policy (OR = .74;  $p < .05$ ). Over 80 percent of respondents felt their district's policy was adequate, and approximately 80 percent thought it was clear and easy to implement. Taken together, these findings suggest that it would be beneficial for schools to include multiple staff members in the development and implementation of school-wide bullying intervention policies and prevention programs. Urban schools, and also secondary schools, which tend to be larger on average, may need to take additional steps to communicate bullying prevention efforts to all staff members in order to increase program effectiveness.

**Figure 7. Percentage of Staff Who Responded 'Yes' Regarding Bullying Policies and Prevention Activities**



### Link between School Connectedness and Intervention

Both ESPs and Teachers reported high levels of staff connectedness. ESPs reported particularly high levels of personal connectedness, of connectedness with the administration, and of overall school community connectedness (see Figure 8, next page). One explanation for this could be the tendency for ESPs to reside within the community served by their school (65% and 39% for ESPs and Teachers, respectively). Living proximate to their school provides advantages that could be leveraged to enhance the role that ESPs already play in bullying intervention and prevention efforts. Feelings of connectedness also varied across school levels and urbanicity, with staff in high schools and in schools located in urban communities reporting the lowest levels of connectedness.

**Figure 8. ESP and Teacher Average Reports of Different Aspects of Connectedness, on a Scale from 1 to 4**

An important predictor of staff members' willingness to intervene in bullying situations was their perception of connectedness to the school. Specifically, school staff members' relationships with their colleagues and school administrators, their perceptions of safety, and their overall sense of belonging within the school community were associated with a greater likelihood of intervening in bullying situations. On average, there was a significant overall difference between ESPs and Teachers<sup>7</sup>—and between those high versus those low on connectedness—on their comfort intervening in different types of bullying situations.<sup>8</sup> Teachers were more comfortable intervening with physical, verbal, and relational bullying than were ESPs; yet, there were no significant differences between ESPs and Teachers on their reported comfort intervening with sexting and cyberbullying. In addition, higher feelings of connectedness were associated with greater comfort when intervening across all forms of bullying (i.e., physical, verbal, relational, cyber, and sexting), even across special student populations (i.e., sexual orientation, disability, overweight, and sexist, racial and religious remarks). Similarly, staff members' perception that other staff in the school were likely to intervene in bullying incidents was associated with a greater likelihood that they would intervene as well. These findings support the use of school-wide climate enhancing programs that promote close relationships across administrators, teaching staff, ESPs, parents, and students. Creating a supportive environment within a school can model positive social interactions for students, which may in turn reduce the likelihood of bullying.

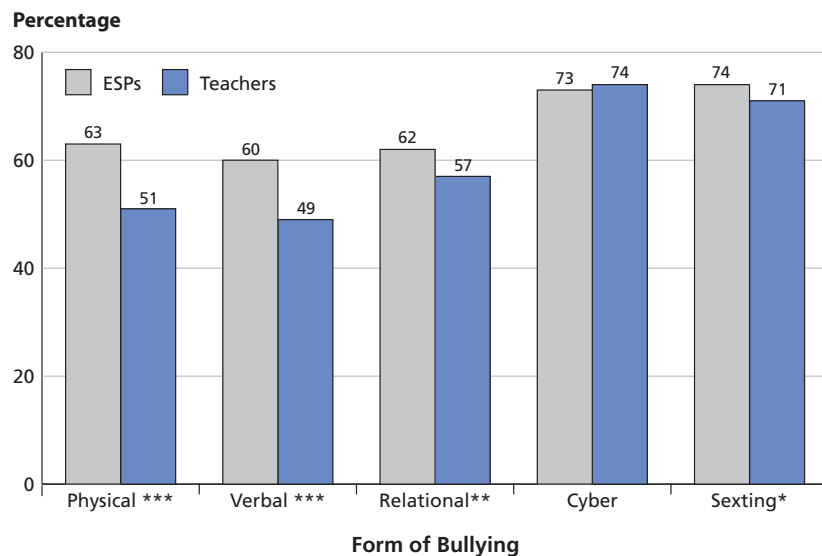
<sup>7</sup> Wilks'  $\Lambda$  (.99),  $F = 10.55$ ,  $p < .001$ ,  $\eta^2 = .01$ ,  $d = .20$

<sup>8</sup> Wilks'  $\Lambda$  (.99),  $F = 6.50$ ,  $p < .001$ ,  $\eta^2 = .01$ ,  $d = .20$

### Additional Training and Support Needs

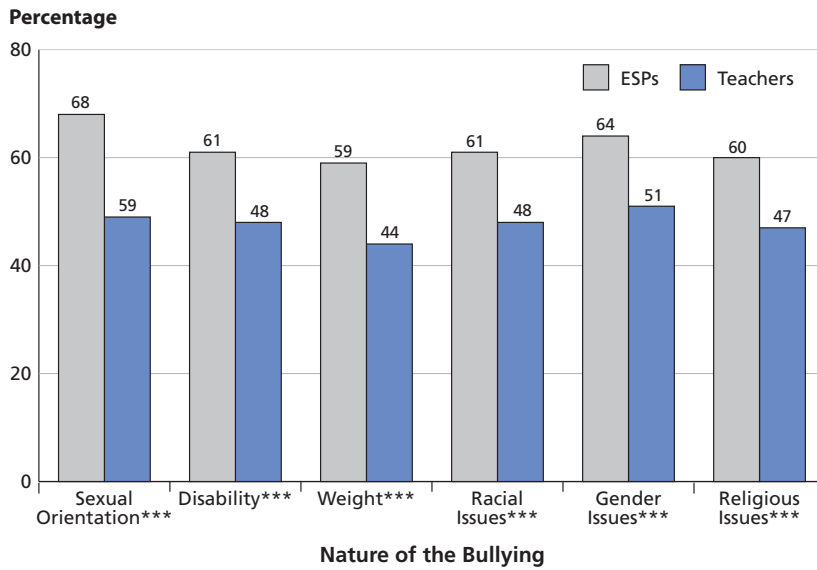
There were significant differences in ESPs' and Teachers' reports of their need for additional training in how to intervene in situations involving physical bullying, verbal bullying, relational bullying, and sexting: ESPs reported a greater need than Teachers. There was no difference reported in the need for additional training related to cyberbullying. On average, that was the greatest area of need identified, followed by sexting (see Figure 9, below). There were significant differences in ESPs' and Teachers' reports of their need for additional training in how to intervene in situations involving all special populations examined, such that ESPs reported greater need. The areas of greatest need were additional training related to bullying based on sexual orientation, gender, and disability (see Figure 10, next page).

**Figure 9. Percentage of Staff Who Reported a Need for Additional Training in Intervening with Different Forms of Bullying**



\* $p < .05$ , \*\* $p < .01$ , \*\*\* $p < .001$

**Figure 10. Percentage of Staff Who Reported a Need for Additional Training in Intervening in Bullying Situations Involving Special Populations, Race, Gender, and Religion**



\* $p < .05$ , \*\* $p < .01$ , \*\*\* $p < .001$

A majority of ESPs and Teachers reported having effective strategies for handling bullying. However, ESPs reported a greater need for additional training. The vast majority of ESPs (79%) and Teachers (75%) reported that they had access to resources to help them intervene. Therefore, it is not clear that a lack of resources is a major concern, but perhaps it is the quality or appropriateness of the resources that needs further consideration. Schools can help involve ESPs in bullying intervention and prevention by making sure these individuals are included in staff bullying training, which will help school-wide intervention and prevention efforts. ESPs may often not be aware of bullying policies because they are not able to attend staff meetings. To increase awareness, administrators can create a one-page sheet outlining the school’s policies that can be dispersed to all staff members. Moreover, to make intervention and prevention efforts more specific to ESPs’ job placements, it may help for schools to directly collaborate with ESP sub-groups (e.g., school transportation staff, food service staff) on bullying intervention and prevention strategies so that efforts can be streamlined and made more pertinent to staff members’ roles.



## Conclusions and Implications

While the literature on bullying and related intervention and prevention efforts has grown significantly over the past 20 years (Berger, 2007; Espelage and Swearer, 2003), there remain a number of gaps in the field's knowledge about multiple aspects of bullying intervention and effective prevention efforts. The extensive reach of the NEA membership provided the ideal opportunity to address some of these unanswered questions and, in turn, inform the types of supports and professional development provided to its members. This study explored factors such as perception of the school environment (e.g., connectedness), efficacy to handle bullying situations, and perceived prevalence and norms related to bullying. Of particular interest were potential differences in perceptions between Teachers and ESPs. A unique feature of this study is the large sample, which allows for contrasts among different member types, including Teachers and ESPs. Additionally, future research could contrast all ESP groups, such as school transportation staff, food service staff, paraeducators, etc., to better understand the specific needs of these school personnel. This national study of staff members' perceptions of bullying is the first of its kind, and represents an important step in enhancing our understanding of the perspectives of Teachers and ESPs.

Given the high rates of bullying in schools, it is not surprising that school staff expressed great concern about this issue. Large numbers of students are seeking help from Teachers as well as from ESPs. While ESPs appear to witness similar levels of bullying as Teachers, they have received less training on their district's bullying policy, are less likely to be involved in bullying intervention and prevention efforts at school, and are less likely to feel that it is "their job" to intervene. Yet, the findings from the current study indicate that ESPs are more likely than Teachers to live in the community served by the school. This suggests that ESPs may have strong connections to both the school and students, thereby making them a natural source of support for students in need. Moreover, given the fact that a significant portion of bullying occurs in areas such as the cafeteria, playground, and school busses, intervention and prevention programs should more actively include ESPs and other school staff who have the opportunity to supervise these areas. For all school personnel, including those who oversee high-risk areas for bullying, to feel invested in the intervention and prevention efforts it is essential to have a whole-school model in which ESPs are valued participants in planning and implementation. To date, there are few programs for bullying intervention and prevention designed to address the specific needs of ESPs. The results of the current study suggest that ESPs are an untapped resource in schools. Many appear eager to be involved in bullying intervention and prevention programs. As such, there should be increased training for ESPs

and more opportunities for them to become involved in intervention and prevention activities.

Consistent with previous studies of students (Robers, Zhang, and Truman, 2010), cyberbullying was one of the least common forms of bullying witnessed by staff; it was also viewed as less of a concern than verbal bullying. Yet, additional training related to cyberbullying and sexting was requested. Prior surveys administered by the NEA similarly suggested that sexting is an emerging concern among NEA members. It may also be advantageous to ensure that these issues are covered within district policies. The school's role in intervening when bullying occurs outside of the school setting (e.g., online, on a student's cell phone) should be clarified within the district policies and addressed through school-based bullying prevention activities. Research shows that school staff may not view certain forms of bullying (e.g., relational, cyberbullying) as warranting intervention or sympathy (e.g., Yoon and Kerber, 2003), thus inadvertently creating a situation where students may perceive specific aggressive behaviors as acceptable. It may be advantageous for school staff to receive training that increases their knowledge in these areas and helps them develop appropriate positive behavior strategies that can be used if a child is bullying others or being victimized. In addition, these sessions can help school staff recognize various forms of bullying (physical vs. relational).

Nearly all states have developed anti-bullying laws, many of which require training for school staff and the adoption of bullying intervention and prevention activities (Furlong, Morrison, and Grief, 2003; Limber and Small, 2003; Srabstein et al., 2008). The findings of the current study indicate that bullying policies exist in many districts, but there seems to be a lack of sufficient instruction on the implementation of those policies. Again, ESPs were less likely than Teachers to report that they had received training on the district policy. School staff also reported a great need for additional training to help them confidently intervene in bullying situations that involve special populations of students, such as GLBT youth, or particular forms of bullying, such as cyberbullying.

With less than 60 percent of staff members reporting that their school had formal bullying intervention and prevention efforts in place, there should be a greater emphasis on the implementation of evidence-based bullying intervention and prevention programs. Only 25 percent of ESPs reported involvement in bullying intervention and prevention teams, committees, and formal activities, but they reported similar levels of exposure to bullying as compared to Teachers. To date, there are few intervention and prevention programs for bullying designed to address the specific needs of ESPs.

The results of this study illustrate an important link between staff members' reports of connectedness to others in the school community and their comfort and willingness to intervene in bullying situations. These findings extend prior research on the importance of staff perceptions of the school environment (Bevans et al., 2007; Hoy and Woolfolk, 1993; Pas et al., 2010). For example, previous research indicates that teaching staff's perceptions of school climate are directly related to their beliefs concerning a school-wide prevention program, as well as the fidelity of program implementation (Beets et al., 2008). Furthermore, schools with administrators who encourage collaboration among staff members regarding school-wide decisions will likely do a better job implementing intervention and prevention efforts with high fidelity. Staff members' connectedness with each other has also been shown to influence implementation of anti-bullying programs (Kallestad and Olweus, 2003), and when teaching staff feels supported by

their peers and administrators they perceive the school climate more positively and are more likely to deliver prevention curricula (Gregory, Henry, Schoeny, and Metropolitan Area Study Research Group, 2007).

The current findings also highlight the link between staff members' efficacy in handling bullying situations and staff members' attitudes toward intervention. This finding complements similar research linking teaching staff efficacy to their beliefs about their ability to teach students, about effective teaching practices, and about student achievement (Bandura, 1977; Skaalvik and Skaalvik, 2007). Staff who experienced greater connectedness reported greater willingness to intervene in bullying situations. This suggests that both connectedness and efficacy are important potential targets for bullying intervention and prevention efforts. By enhancing connectedness and efficacy, staff members may also be more likely to become involved in bullying intervention and prevention. A recent study of School-Wide Positive Behavior Supports found that high-fidelity implementation of the model was associated with significant improvements in staff members' connectedness to others within the school (Bradshaw, Koth, Thornton, and Leaf, 2009). This suggests that Positive Behavior Supports may also have an impact on staff members' willingness to intervene and participate in prevention efforts as well as on students' bullying behavior (Waasdorp, Bradshaw, and Leaf, 2011).

Taken together, the findings of the NEA Bullying Study provide great insight into staff members' perceptions of bullying, including the unique perspectives of ESPs, who are often overlooked in the literature. To our knowledge, this study is the only large-scale nationwide study to examine different staff members' perspectives on bullying intervention and prevention. As such, this study helps to elucidate the specific needs of various groups of adults who work in schools across the country. These findings may also inform the creation of professional development and training materials tailored for different school staff, as well as for those working with special populations of students across different grade levels and community contexts.





## Bibliography

- Adelman, H. S., and L. Taylor. 2003. "On sustainability of project innovations as systemic change." *Journal of Educational and Psychological Consultation* 14:1–25.
- Ahmed, E., and V. Braithwaite. 2004. "Bullying and victimization: Cause for concern for both families and schools." *Social Psychology of Education* 7:35–54.
- Allinder, R. M. 1994. "The relationship between efficacy and the instructional practices of special education teachers and consultants." *Teacher Education and Special Education* 17:86–95.
- American School Health Association. 2004. "School Connections: Strengthening Health and Education Outcomes for Teenagers." *Journal of School Health* 74(7):233–234. Retrieved December 15, 2010 from <http://www.jhsph.edu/bin/s/q/Septemberissue.pdf>.
- Anderman, E. M. 2002. "School effects on psychological outcomes during adolescence." *Journal of Educational Psychology* 94:795–809.
- Andreou, E. 2001. "Bully/victim problems and their association with coping behaviour in conflictual peer interactions among school-aged children." *Educational Psychology* 21:59–66.
- Appleton, J. J., S. L. Christenson, and M. J. Furlong. 2008. "Student engagement with school: Critical conceptual and methodological issues of the construct." *Psychology in the Schools* 45:369–286.
- Archer, J., and S. M. Coyne. 2005. "An integrated review of indirect, relational, and social aggression." *Personality and Social Psychology Review* 9:212–230.
- Baldry, A. C., and D. P. Farrington. 2007. "Effectiveness of programs to prevent school bullying." *Victims and Offenders* 2:183–204.
- Bandura, A. 1977. "Self efficacy: Toward a unifying theory of behavioral change." *Psychological Review* 84:191–215.
- Bandyopadhyay, S., D. Cornell, and T. Konald. 2009. "Validity of three school climate scales to assess bullying, aggressive attitudes, and help seeking." *School Psychology Review* 38:338–355.
- Barrish, H. H., M. Saunders, and M. M. Wolf. 1969. "Good Behavior Game: Effects of individual contingencies for group consequences on disruptive behavior in a classroom." *Journal of Applied Behavior Analysis* 2:119–124.
- Battistich, V., and A. Hom. 1997. "The relationship between students' sense of their school as a community and their involvement in problem behaviors." *American Journal of Public Health* 87:1997–2001.

- Battistich, V., D. Solomon, D. Kim, M. Watson, and E. Schaps. 1995. "Schools as communities, poverty levels of student populations, and students' attitudes, motives, and performance: A multilevel analysis." *American Educational Research Journal* 32:627–658.
- Baur, N. S., P. Lozano, and F. P. Rivara. 2007. "The effectiveness of the Olweus bullying prevention program in public middle schools: A controlled trial." *Journal of Adolescent Health* 40:266–274.
- Beets, M. W., B. R. Flay, S. Vuckinich, A. C. Acock, K. Li, and C. Allred. 2008. "School climate and teachers' beliefs and attitudes associated with implementation of the Positive Action Program: A diffusion of innovations model." *Prevention Science* 9:264–275.
- Berger, K. S. 2007. "Update on bullying at school: Science Forgotten?" *Developmental Review* 27:90–126.
- Berlan, E. D., H. L. Corliss, A. E. Field, E. Goodman, and S. B. Austin. 2010. "Sexual orientation and bullying among adolescents in the 'Growing Up Today' study." *Journal of Adolescent Health* 46:4.
- Bevans, K. B., C. P. Bradshaw, R. Miech, and P. J. Leaf. 2007. "Staff- and school-level predictors of school organizational health: A multilevel analysis." *Journal of School Health* 77:294–302.
- Boe, E. E., L. H. Cook, and R. J. Sunderland. 2008. "Teacher turnover: Examining exit attrition, teaching area transfer, and school migration." *Exceptional Children* 75:7–31.
- Bond, L., J. B. Carlin, L. Thomas, K. Rubin, and G. Patton. 2001. "Does bullying cause emotional problems? A prospective study of young teenagers." *British Medical Journal* 323:480–484.
- Bradshaw, C. P., K. Debnam, L. Martin, and R. Gill. 2006. "Using the Internet to monitor bullying and school climate." *Leadership Insider: Practice Perspectives on School Law and Policy* August.
- Bradshaw, C. P., A. L. Sawyer, and L. M. O'Brennan. 2007. "Bullying and peer victimization at school: Perceptual differences between students and school staff." *School Psychology Review* 36:361–382.
- Bradshaw, C. P., C. W. Koth, K. B. Bevans, N. Ialongo, and P. J. Leaf. 2008. "The impact of school-wide Positive Behavioral Interventions and Supports (PBIS) on the organizational health of elementary schools." *School Psychology Quarterly* 23:462–473.
- Bradshaw, C. P., L. M. O'Brennan, and A. L. Sawyer. 2008. "Examining variation in attitudes toward aggressive retaliation and perceptions of safety among bullies, victims, and bully/victims." *Professional School Counseling* 12:10–21.
- Bradshaw, C. P., C. W. Koth, L. A. Thornton, and P. J. Leaf. 2009. "Altering school climate through school-wide Positive Behavioral Interventions and Supports: Findings from a group-randomized effectiveness trial." *Prevention Science* 10:100–115.
- Bradshaw, C. P., A. L. Sawyer, and L. M. O'Brennan. 2009. "A social disorganization perspective on bullying-related attitudes and behaviors: The influence of school context." *American Journal of Community Psychology* 43:204–220.
- Bradshaw, C. P., and T. E. Waasdorp. 2009. "Measuring and changing a 'culture of bullying.'" *School Psychology Review* 38:356–361.

- Bradshaw, C. P., J. H. Zmuda, S. G. Kellam, and N. S. Ialongo. 2009. Longitudinal impact of two universal preventive interventions in first grade on educational outcomes in high school. *Journal of Educational Psychology* 101:926–937.
- Bradshaw, C. P., T. E. Waasdorp, and L. M. O'Brennan. 2010a. *NEA Members' Knowledge and Experience with Bullying Questionnaire*. Survey instrument prepared for the National Education Association. Washington, DC.
- Bradshaw, C. P., T. E. Waasdorp, and L. M. O'Brennan. 2010b. *Whole-School Approaches to Bullying Prevention: Engaging Teachers and Education Support Professionals In the Prevention Process*. Report prepared for the National Education Association. Washington, DC.
- Bradshaw, C. P., M. M. Mitchell, and P. J. Leaf. In press. "Examining the effects of school-wide Positive Behavioral Interventions and Supports on student outcomes: Results from a randomized controlled effectiveness trial in elementary schools." *Journal of Positive Behavior Interventions* 12:33–148.
- Brand, S., R. Felner, M. Shim, A. Seitsinger, and T. Dumas. 2003. "Middle school improvement and reform: Development and validation of a school-level assessment of climate, cultural pluralism, and school safety." *Journal of Educational Psychology* 95:570–588
- Brockenbrough, K., D. G. Cornell, and A. B. Loper. 2002. "Aggressive attitudes among victims of violence at school." *Education and Treatment of Children* 25:273–287.
- Bronfenbrenner, U. 1979. *The Ecology of Human Development: Experiments by Nature and Design*. Cambridge: Harvard University Press.
- Brookmeyer, K. A., K. A. Fanti, and C. C. Henrich. 2006. "Schools, parents, and youth violence: A multilevel, ecological analysis." *Journal of Clinical Child and Adolescent Psychology* 35:504–514.
- Brown, K. E., and F. J. Medway. 2007. "School climate and teacher beliefs in a school effectively serving poor South Carolina (USA) African-American students: A case study." *Teaching and Teacher Education* 23:529–540.
- Camodeca, M., and F. A. Goossens. 2005. "Aggression, social cognitions, anger, and sadness in bullies and victims." *Journal of Child Psychology and Psychiatry* 46:186–197.
- Card, N., and E. Hodges. 2008. "Peer victimization among schoolchildren: Correlations, causes, consequences, and considerations in assessment and intervention." *School Psychology Quarterly* 23:451–461.
- Card, N. A., B. D. Stucky, G. M. Sawalani, and T. D. Little. 2008. "Direct and indirect aggression during childhood and adolescence: A meta-analytic review of gender differences, intercorrelations, and relations to maladjustment." *Child Development* 79:1185–1229.
- Carney, L. V., R. J. Hazler, and J. Higgins. 2002. "Characteristics of school bullies and victims as perceived by public school professionals." *Journal of School Violence* 1:91–106.
- Casella, R. 2003. "Zero tolerance policy in schools: Rationale, consequences, and alternatives." *Teachers College Record* 105:872–892.
- Centers for Disease Control and Prevention. 2009. *School Connectedness: Strategies for Increasing Protective Factors among Youth*. Atlanta: U.S. Department of Health and Human Services.

- Center for the Study and Prevention of Violence. 2009. "Blueprints for violence prevention." Retrieved December 15, 2010, from <http://www.colorado.edu/cspv/blueprints/index.html>.
- Christenson, S. L., and C. Carlson. 2005. "Evidence-based parent and family interventions in school psychology: State of scientifically based practice." *School Psychology Quarterly* 20:525–528.
- Collaborative for Academic, Social, and Emotional Learning. 2003. *Safe and Sound: An Educational Leader's Guide to Evidence-based Social and Emotional Learning (SEL) Programs*. Chicago, IL: Author.
- Craig, W. M., K. Henderson, and J. G. Murphy. 2000. "Prospective teachers' attitudes toward bullying and victimization." *School Psychology International* 21:5–21.
- Crick, N. R., and K. A. Dodge. 1994. "A review and reformulation of social information processing mechanisms in children's social adjustment." *Psychological Bulletin* 115:74–101.
- Crick, N. R., and J. K. Grotpeter. 1995. "Relational aggression, gender, and social-psychological adjustment." *Child Development* 66:710–722.
- Crick, N. R., M. A. Bigbee, and C. Howes. 1996. "Gender differences in children's normative beliefs about aggression: How do I hurt thee? Let me count the ways." *Child Development* 67:1003–1014.
- Crick, N. R., and D. A. Nelson. 2002. "Relational and physical victimization within friendships: Nobody told me there'd be friends like these." *Journal of Abnormal Child Psychology* 30:599–607.
- DeForest, P. A., and J. N. Hughes. 1992. "Effect of teacher involvement and teacher self-efficacy on ratings of consultant effectiveness and intervention acceptability." *Journal of Educational and Psychological Consultation* 3:301–316.
- deLara, E. 2008. "Bullying and aggression on the school bus: School bus drivers' observations and their suggestions." *Journal of School Violence* 7:48–70.
- Dill, E. J., E. M. Vernberg, P. Fonagy, S. W. Twemlow, and B. K. Gamm. 2004. "Negative effect in victimized children: The roles of social withdrawal, peer rejection, and attitudes toward bullying." *Journal of Abnormal Psychology* 32:159–173.
- Dinkes, R., J. Kemp, and K. Baum. 2009. *Indicators of School Crime and Safety: 2008* (NCES 2009–022/NCJ 226343). Washington, DC: National Center for Education Statistics, Institute of Education Sciences, U.S. Department of Education; Bureau of Justice Statistics, Office of Justice Programs, U.S. Department of Justice.
- Dishion, T. J., J. McCord, and F. Poulin. 1999. "When interventions harm: Peer groups and problem behavior." *American Psychologist* 54:755–764.
- Doll, B., S. Song, and E. Siemers. 2004. "Classroom ecologies that support or discourage bullying." In D. L. Espelage and S. M. Swearer, eds., *Bullying in American Schools: A Social-ecological Perspective on Prevention and Intervention*. Mahwah, NJ: Erlbaum.
- Domitrovich, C. E., C. P. Bradshaw, J. Poduska, K. Hoagwood, J. Buckley, S. Olin, L. H. Romanelli, P. J. Leaf, M. T. Greenberg, and N. S. Ialongo. 2008. "Maximizing the implementation quality of evidence-based preventive interventions in schools: A conceptual framework." *Advances in School Mental Health Promotion: Training and Practice, Research and Policy* 1:6–28.

- Domitrovich, C. E., C. P. Bradshaw, M. T. Greenberg, D. Embry, J. Poduska, and N. S. Ialongo. 2010. "Integrated models of school-based prevention: Logic and theory." *Psychology in the Schools* 47(1):71–88.
- Durlak, J. A., R. P. Weissberg, A. B. Dymnicki, R. D. Taylor, and K. B. Schellinger. 2011. "The impact of enhancing students' social and emotional learning: A meta-analysis of school-based universal interventions." *Child Development* 82:405–432.
- Eisenberg, M. E., D. Neumark-Sztainer, and C. L. Perry. 2003. "Peer harassment, school connectedness, and academic achievement." *Journal of School Health* 73:311–316.
- Elinoff, M., S. Chafouleas, and K. Sassu. 2004. "Bullying: Considerations for defining and intervening in school settings." *Psychology in the Schools* 41:887–897.
- Embry, D. D. 2002. "The good behavior game: A best practice candidate as a universal behavioral vaccine." *Clinical Child and Family Psychology Review* 5:273–297.
- Emmons, C. L., J. P. Comer, and N. M. Haynes. 1996. "Translating theory into practice: Comer's theory of school reform." In J. P. Comer, N. M. Haynes, E. Joyner, and M. Ben-Avie, eds., *Rallying the Whole Village*. New York: Teachers College Press.
- Espelage, D. L., and S. M. Swearer. 2003. "Research on school bullying and victimization: What have we learned and where do we go from here?" *School Psychology Review* 32:365–383.
- Espelage, D. L., and S. M. Swearer. 2004. *Bullying in American Schools: A Social-ecological Perspective on Prevention and Intervention*. Mahwah, NJ: Erlbaum.
- Espelage, D. L., and S. M. Swearer. 2008. "Current perspectives on linking school bullying research to effective prevention strategies." In T.W. Miller, ed., *School Violence and Primary Prevention*. Secaucus, NJ: Springer Press.
- Farmer, T., E. Farmer, D. Estell, and B. Hutchins. 2007. "The developmental dynamics of aggression and the prevention of school violence." *Journal of Emotional and Behavioral Disorders* 15:197–208.
- Farrington, D. P., and M. M. Ttofi. 2009. *School-Based Programs to Reduce Bullying and Victimization*. Oslo: Campbell Systematic Reviews.
- Fekkes, M., F. Pijpers, and S. Verloove-Vanhorick. 2005. "Bullying: Who does what, when and where? Involvement of children, teachers, and parents in bullying behavior." *Health Education Research* 20:81–91.
- Fekkes, M., F. Pijpers, A. Fredriks, T. Vogels, and S. Verloove-Vanhorick. 2006. "Do bullied children get ill, or do ill children get bullied? A prospective cohort study on the relationship between bullying and health-related symptoms." *Pediatrics* 117:1568–1574.
- Ferguson, C., C. San Miguel, J. Kilburn, and P. Sanchez. 2007. "The effectiveness of school-based anti-bullying programs: A meta-analytic review." *Criminal Justice Review* 32:401–414.
- Frey, K. S., M. K. Hirschstein, J. L. Snell, L. Van Schoiack-Edstrom, E. P. MacKenzie, and C. J. Broderick. 2005. "Reducing playground bullying and supporting beliefs: An experimental trial of the Steps to Respect program." *Developmental Psychology* 41:479–491.
- Furlong, M. J., G. M. Morrison, and J. L. Grief. 2003. "Reaching an American consensus: Reactions to the special issue on school bullying." *School Psychology Review* 32:456–470.

- Furlong, M. J., J. D. Sharkey, E. Felix, D. Tanigawa, and J. Greif-Green. 2009. "Bullying assessment: A call for increased precision of self-reporting procedures." In S. R. Jimerson, S. M. Swearer, and D. L. Espelage, eds., *The International Handbook of School Bullying*. New York, NY: Routledge.
- Garrity, C., K. Jens, W. Porter, N. Sager, and C. Short-Camilli. 2004. *Bully Proofing Your School: A Comprehensive Approach for Elementary Schools*. Longmont, CO: Sopris West.
- GLSEN and Harris Interactive. 2005. "From Teasing to Torment: School Climate in America, A Survey of Students and Teachers." New York: GLSEN.
- Gibson, S., and M. Dembo. 1984. "Teacher efficacy: A construct validation." *Journal of Educational Psychology* 76:569–582.
- Gini, G., T. Pozzoli, F. Borghi, and L. Franzoni. 2008. "The role of bystanders in students' perception of bullying and sense of safety." *Journal of School Psychology* 46:617–638.
- Gladstone, G. L., G. B. Parker, and G. S. Malhi. 2006. "Do bullied children become anxious and depressed adults? A cross-sectional investigation of the correlates of bullying and anxious depression." *Journal of Nervous and Mental Disease* 194:201–208.
- Glew, G. M., M-Y. Fan, W. Katon, F. Rivara, and M. A. Kernic. 2005. "Bullying, psychosocial adjustment, and academic performance in elementary school." *Archives of Pediatrics and Adolescent Medicine* 159:1026–1031.
- Goldstein, S. E., A. Young, and C. Boyd. 2008. "Relational aggression at school: Associations with school safety and social climate." *Journal of Youth and Adolescence* 37:641–654.
- Gottfredson, D. C., and G. D. Gottfredson. 2002. "Quality of school-based prevention programs: Results from a national survey." *Journal of Research on Crime and Delinquency* 39:3–35.
- Gottfredson, G. D., E. M. Jones, and T. W. Gore. 2002. "Implementation and evaluation of a cognitive-behavioral intervention to prevent problem behavior in a disorganized school." *Prevention Science* 3:27–38.
- Greenberg, M. T., C. A. Kusché, E. T. Cook, and J. P. Quamma. 1995. "Promoting emotional competence in school-aged children: The effects of the PATHS Curriculum." *Development and Psychopathology* 7:117–136.
- Gregory, A., D. B. Henry, M. E. Schoeny, and Metropolitan Area Child Study Research Group. 2007. "School climate and implementation of a preventive intervention." *American Journal of Community Psychology* 40:250–260.
- Griffith, J. 1998. "The relation of school structure and social environment to parent involvement in elementary schools." *The Elementary School Journal* 99:53–80.
- Griffiths, A., J. D. Sharkey, and M. J. Furlong. 2008. "Targeted threat assessment: Ethical considerations for school psychologists." *School Psychology Forum: Research in Practice* 2:30–48.
- Grossman, D. C., H. J. Neckerman, T. D. Koepsell, P. Y. Liu, K. N. Asher, K. Frey, and F. P. Rivara. 1997. "Effectiveness of a violence prevention curriculum among children in elementary school." *Journal of the American Medical Association* 277:1605–1611.
- Guerra, N. G., L. R. Huesmann, and A. J. Spindler. 2003. "Community violence exposure, social cognition, and aggression among urban elementary-school children." *Child Development* 74:1507–1522.

- Harris Interactive and GLSEN. 2005. *From Teasing to Torment: School Climate in America, A Survey of Students and Teachers*. New York, NY: GLSEN.
- Hallinger, P., L. Bickman, and K. Davis. 1996. "School context, principal leadership, and student reading achievement." *Elementary School Journal* 96:528–549.
- Han, S. S., and B. Weiss. 2005. "Sustainability of teacher implementation of school-based mental health programs." *Journal of Abnormal Child Psychology* 33:665–679.
- Hawker, D. S. J., and M. J. Boulton. 2000. "Twenty years' research on peer victimization and psychosocial maladjustment: A meta-analytic review of cross-sectional studies." *Journal of Child Psychology and Psychiatry* 41:441–455.
- Hawken, L. S., C. G. Vincent, and J. Schumann. 2008. "Response to intervention for social behavior: Challenges and opportunities." *Journal of Emotional and Behavioral Disorders* 16:213–225.
- Hendershot, C., J. A. Dake, J. H. Price, and G. K. Lartey. 2006. "Elementary school nurses' perceptions of student bullying." *Journal of School Nursing* 22:229–236.
- Herrera, C. 2004. "School based mentoring: A closer look. Public Private Ventures." Retrieved December 15, 2010, from [http://www.ppv.org/ppv/publications/assets/180\\_publication.pdf](http://www.ppv.org/ppv/publications/assets/180_publication.pdf).
- Hess, L. E., and M. S. Atkins. 1998. "Victims and aggressors at school: Teacher, self, and peer perceptions of psychosocial functioning." *Applied Developmental Science* 2:75–89.
- Hirschstein, M. K., and K. S. Frey. 2006. "Promoting behavior and beliefs that reduce bullying: The STEPS TO RESPECT program." In S. Jimerson and M. Furlong, eds., *The Handbook of School Violence and School Safety: From Research to Practice*. Mahwah, NJ: Erlbaum.
- Hodges, E., M. Boivin, F. Vitaro, and W. M. Bukowski. 1999. "The power of friendship: Protection against an escalating cycle of peer victimization." *Developmental Psychology* 35:94–101.
- Hoover, J., R. Oliver, and R. J. Hazler. 1992. "Bullying: Perceptions of adolescent victims in the mid-western USA." *School Psychology International* 13:5–16.
- Hong, J. S. 2009. "Feasibility of the Olweus bullying prevention program in low-income schools." *Journal of School Violence* 8(1):81–97.
- Horner, R. H., G. Sugai, K. Smolkowski, L. Eber, J. Nakasato, A.W. Todd, and J. Esperanza. 2009. "A randomized, wait-list controlled effectiveness trial assessing school-wide Positive Behavior Support in elementary schools." *Journal of Positive Behavior Interventions* 11:133–144.
- Houndoumadi, A., and L. Pateraki. 2001. "Bullying and bullies in Greek elementary schools: Pupils' attitudes and teachers'/parents' awareness." *Education Review* 53:19–26.
- Hoy, W., and J. Feldman. 1987. "Organizational health: The concept and its measure." *Journal of Research and Development in Education* 20:30–38.
- Hoy, W. K., and A. E. Woolfolk. 1993. "Teachers' sense of efficacy and the organizational health of schools." *Elementary School Journal* 93:355–372.
- Hoy, W. K., and C. J. Tarter. 1997. *The Road to Open and Healthy Schools: A Handbook for Change, Elementary Edition*. Thousand Oaks, CA: Corwin Press.



- Huesmann, L. R., and N. G. Guerra. 1997. "Children's normative beliefs about aggression and aggressive behavior." *Journal of Personality and Social Psychology* 72:408–419.
- Ialongo, N. S., L. Werthamer, and S. G. Kellam. 1999. "Proximal impact of two first-grade preventive interventions on the early risk behaviors for later substance abuse, depression, and antisocial behavior." *American Journal of Community Psychology* 27(5):599–641.
- Jimerson, S. R., and M. J. Furlong, eds. In press. *Handbook of School Violence and School Safety: From Research to Practice*. Mahwah, NJ: Erlbaum.
- Johnson, W. L., A. M. Johnson, D. A. Kranch, and K. J. Zimmerman. 1999. "The development of a university version of The Charles F. Kettering Climate Scale." *Educational and Psychological Measurement* 59:336–350.
- Juvonen, J., S. Graham, and M. Schuster. 2003. "Bullying among young adolescents: The strong, weak, and troubled." *Pediatrics* 112:1231–1237.
- Juvonen, J., A. Nishina, and S. Graham. 2006. "Ethnic diversity and perceptions of safety in urban middle schools." *Psychological Science* 17:393–400.
- Kallestad, J. H., and D. Olweus. 2003. "Predicting teachers' and schools' implementation of the Olweus bullying prevention program: A multi-level study." *Prevention and Treatment* 6(21).
- Kaltiala-Heino, R., M. Rimpela, M. Marttunen, A. Rimpela, and P. Rantanen. 1999. "Bullying, depression, and suicidal ideation in Finnish adolescents: School Survey." *British Medical Journal* 319:348–351.
- Kaltiala-Heino, R., P. R. Rimpela, and A. Rimpela. 2000. "Bullying at school: An indicator of adolescents at risk for mental disorders." *Journal of Adolescence* 23:661–674.
- Knoff, H. 2007. "Teasing, taunting, bullying, harassment, and aggression: A school-wide approach to prevention, strategic intervention, and crisis management." In C. A. Maher, J. Zins, and E. Maurice, eds., *Bullying, Victimization, and Peer Harassment: A Handbook of Prevention and Intervention*. New York, NY: Haworth Press.
- Kochenderfer-Ladd, B., and M. E. Pelletier. 2008. "Teachers' views and beliefs about bullying: Influences on classroom management strategies and students' coping with peer victimization." *Journal of School Psychology* 46:431–453.
- Kosciw, J. G., E. A. Greytak, E. M. Diaz, and M. J. Bartkiewicz. 2009. *The 2009 National School Climate Survey: The Experiences of Lesbian, Gay, Bisexual and Transgender Youth in Our Nation's Schools*. New York: Gay, Lesbian, Straight Education Network.
- Koth, C. W., C. P. Bradshaw, and P. J. Leaf. 2008. "A multilevel study of predictors of student perceptions of school climate: The effect of classroom-level factors." *Journal of Educational Psychology* 100:96–104.
- Kuperminc, G. P., B. J. Leadbeater, and S. J. Blatt. 2001. "School social climate and individual differences in vulnerability to psychopathology among middle-school students." *Journal of School Psychology* 39:141–159.
- Kuperminc, G. P., B. J. Leadbeater, C. Emmons, and S. J. Blatt. 1997. "Perceived school climate and difficulties in the social adjustment of middle-school students." *Applied Developmental Science* 1:76–88.
- Leary, M. R., R. M. Kowalski, L. Smith, and S. Phillips. 2003. "Teasing, rejection, and violence: Case studies of the school shootings." *Aggressive Behavior* 29:202–214.

- Leff, S. S., J. B. Kupersmidt, C. J. Patterson, and T. J. Power. 1999. "Factors influencing teacher identification of peer bullies and victims." *School Psychology Review* 28:505–517.
- Leff, S. S., T. E. Costigan, and T. J. Power. 2004. "Using participatory-action research to develop a playground based prevention program." *Journal of School Psychology* 42:3–21.
- Leff, S. S., T. J. Power, T. E. Costigan, and P. H. Manz. 2003. "Assessing the climate of the playground and lunchroom: Implications for bullying prevention programming." *School Psychology Review* 32:418–430.
- Leff, S. S. 2007. "Bullying and peer victimization at school: Considerations and future directions." *School Psychology Review* 36:406–412.
- Libbey, H. P. 2004. "Measuring student relationships to school: Attachment, bonding, connectedness, and engagement." *Journal of School Health* 74:274–283.
- Limber, S. P., and M. A. Small. 2003. "State laws and policies to address bullying in schools." *School Psychology Review* 32:445–455.
- Limber, S. P. 2004. "Implementation of the Olweus Bullying Prevention Program: Lessons learned from the field." In D. Espelage and S. Swearer, eds., *Bullying in American Schools: A Social-ecological Perspective on Prevention and Intervention*. Mahwah, N.J.: Erlbaum.
- Loukas, A., and S. Robinson. 2004. "Examining the moderating role of perceived school climate in early adolescent adjustment." *Journal of Research on Adolescence* 14:209–233.
- Marvel, J., D. M. Lyter, P. Peltola, G. A. Strizek, and B. A. Morton. 2006. *Teacher Attrition and Mobility: Results from the 2004–05 Teacher Follow-up Survey* (NCES 2007–307). Washington, DC: National Center for Education Statistics, U.S. Department of Education.
- Maslach, C. 1976. "Burned-out." *Human Behaviour* 5:16–22.
- Maslach, J., and S. E. Jackson. 1981. "The measurement of experienced burnout." *Journal of Occupational Behaviour* 2:99–113.
- McCurdy, B., A. Lannie, and E. Barnabas. 2009. "Reducing disruptive behavior in an urban school cafeteria: An extension of the Good Behavior Game." *Journal of School Psychology* 47:39–54.
- McNeely, C. A., J. M. Nonnemaker, and R. W. Blum. 2002. "Promoting school connectedness: Evidence from the national longitudinal study of adolescent health." *Journal of School Health* 72:138–146.
- Merrell, K. W., B. A. Gueldner, S. W. Ross, and D. M. Isava. 2008. "How effective are school bullying intervention programs? A meta-analysis of intervention research." *School Psychology Quarterly* 23:26–42.
- Mishna, F., D. Pepler, and J. Wiener. 2006. "Factors associated with perceptions and responses to bullying situations by children, parents, teachers, and principals." *Victims and Offenders* 1:255–288.
- Mitchell, M. M., C. P. Bradshaw, and P. J. Leaf. 2010. "Student and teacher perceptions of school climate: A multilevel exploration of patterns of discrepancy." *Journal of School Health* 80(6):271–279.

- Mrazek, P. G., and R. J. Haggerty. 1994. *Reducing Risks for Mental Disorders: Frontiers for Preventive Intervention Research*. Washington, DC: National Academies Press.
- Mynard, H., and S. Joseph. 1997. "Bully victim problems and their association with Eysenck's personality dimensions in 8 to 13 year-olds." *British Journal of Educational Psychology* 67:51–54.
- Nansel, T. R., M. Overpeck, R. S. Pilla, W. J. Ruan, B. Simons-Morton, and P. Scheidt. 2001. "Bullying behaviors among U.S. youth: Prevalence and associations with psychosocial adjustment." *Journal of the American Medical Association* 285:2094–2100.
- National Center for Education Statistics. 2007. "Schools and Staffing Survey (SASS): Teacher Questionnaire." Washington, DC: U.S. Department of Education. Retrieved December 10, 2010, from: <http://nces.ed.gov/surveys/sass/pdf/0708/sass4a.pdf>.
- National Education Association. 2009. *Education Support Professionals*. Retrieved December 15, 2010, from <http://www.nea.org/home/1604.htm>.
- National Education Association. 2010. *NEA ESP Data Book: A Workforce and Membership Profile of Education Support Professionals*. Washington, DC: NEA.
- Newman, R. S., and B. J. Murray. 2005. "How students and teachers view the seriousness of peer harassment: When is it appropriate to seek help?" *Journal of Educational Psychology* 97:347–365.
- O'Brennan, L. M., C. P. Bradshaw, and A. L. Sawyer. 2009. "Social-emotional problems among bullies, victims, and bully/victims: Implications for prevention and intervention." *Psychology in the Schools* 46:100–115.
- O'Connell, M. E., T. Boat, K. E. Warner, and Committee on the Prevention of Mental Disorders and Substance Abuse among Children, Youth, and Young Adults. 2009. *Preventing Mental, Emotional, and Behavioral Disorders among Young People: Progress and Possibilities*. Washington, DC: National Academies Press.
- Olweus, D. 1993. *Bullying at School*. Oxford, UK: Blackwell.
- Olweus, D., S. Limber, and S. F. Mihalic. 1999. *Bullying Prevention Program: Blueprints for Violence Prevention, Book Nine*. Blueprints for Violence Prevention Series, D. S. Elliott, series editor. Boulder, CO: Center for the Study and Prevention of Violence, Institute of Behavioral Science, University of Colorado.
- Olweus, D. 2005. "A useful evaluation design, and effects of the Olweus Bullying Prevention Program." *Psychology, Crime, and Law* 11:389–402.
- Olweus, D., S. P. Limber, V. C. Flerx, N. Mullin, J. Riese, and M. Snyder. 2007. *Olweus Bullying Prevention Program: School-wide Guide*. Center City, MN: Hazelden.
- Orpinas, P., and A. M. Horne. 2006. *Bullying Prevention: Creating a Positive School Climate and Developing Social Competence*. Washington, DC: American Psychological Association.
- Pas, E. T., C. P. Bradshaw, P. A. Hershfeldt, and P. J. Leaf. 2010. "A multilevel exploration of the influence of teacher efficacy and burnout on response to student problem behavior and school-based service use." *School Psychology Quarterly*.
- Reese, L. E., E. M. Vera, T. R. Simon, and R. M. Ikeda. 2000. "The role of families and care givers as risk and protective factors in preventing youth violence." *Clinical Child and Family Psychology Review* 3:61–77.

- Reinke, W., J. Splett, E. Robeson, and C. Offutt. 2009. "Combining school and family interventions for the prevention and early intervention of disruptive behavior problems in children: A public health perspective." *Psychology in the Schools* 46:33–43.
- Resnick, M. D., P. S. Bearman, R. W. Blum, K. E. Bauman, K. M. Harris, and J. Jones. 1997. "Protecting adolescents from harm: Findings from the National Longitudinal Study on Adolescent Health." *Journal of the American Medical Association* 278:823–832.
- Rhodes, J. E., P. M. Camic, M. Milburn, and S. R. Lowe. 2009. "Improving middle-school climate through teacher-centered change." *Journal of Community Psychology* 37:711–724.
- Rice, M., D. Kang, M. Weaver, and C. Howell. 2008. "Relationship of anger, stress, and coping with school connectedness in fourth grade." *Journal of School Health* 78:149–156.
- Rigby, K. 2007. *Children and Bullying: How Parents and Educators Can Reduce Bullying at School*. Malden, MA: Wiley-Blackwell.
- Rigby, K., and P. Slee. 2008. "Interventions to reduce bullying." *International Journal of Adolescent Medicine and Health* 20:165–183.
- Robers, S., J. Zhang, and J. Truman. 2010. *Indicators of School Crime and Safety: 2010*. Washington, DC: U.S. Department of Education, U.S. Department of Justice.
- Rose, A. J., L. P. Swenson, and E. M. Waller. 2004. "Overt and relational aggression and perceived popularity: Developmental differences in concurrent and prospective relations." *Developmental Psychology* 40:378–387.
- Rosenbaum, P., and R. Rubin. 1983. "The central role of the propensity score in observational studies for causal effects." *Biometrika* 70(1):41–55.
- Ross, S. W., R. H. Horner, and B. Stiller. 2008. *Bully Prevention in Positive Behavior Support*. Eugene, OR: Educational and Community Supports, University of Oregon.
- Ross, S. W., and R. H. Horner. 2009. "Bully prevention in positive behavior support." *Journal of Applied Behavior Analysis* 42:747–759.
- Rostosky, S. S., G. P. Owens, R. S. Zimmerman, and E. D. Riggle. 2003. "Associations among sexual attraction status, school belonging, and alcohol and marijuana use in rural high school students." *Journal of Adolescence* 26:741–751.
- Ryan, W., and J. D. Smith. 2009. "Antibullying programs in schools: How effective are evaluation practices?" *Prevention Science* 10:248–259.
- Salmivalli, C. 2009. "Bullying and the peer group: A review." Retrieved December 15, 2010, from <http://njbullying.org/documents/bullyingandpeergrroup.pdf>.
- Schwartz, D. 2000. "Subtypes of victims and aggressors in children's peer groups." *Journal of Abnormal Child Psychology* 28:181–192.
- Sheldon, A. B. 2002. "Social networks and beliefs as predictors of parent involvement." *The Elementary School Journal* 102:301–316.
- Shochet, I. M., M. R. Dadds, D. Ham, and R. Montague. 2006. "School connectedness is an underemphasized parameter in adolescent mental health: Results of a community prediction study." *Journal of Clinical Child and Adolescent Psychology* 35:170–179.
- Simon, B. S. 2004. "High school outreach and family involvement." *Social Psychology of Education* 7:185–209.

- Singh, K., and B. Billingsley. 1998. "Professional support and its effects on teachers' commitment." *Journal of Educational Research* 91:229–239.
- Skaalvik, E. M., and S. Skaalvik. 2007. "Dimensions of teacher self-efficacy and relations with strain factors, perceived collective teacher efficacy, and teacher burnout." *Journal of Educational Psychology* 99:611–625.
- Smith, J., B. Schneider, P. Smith, and K. Ananiadou. 2004. "The effectiveness of whole-school antibullying programs: A synthesis of evaluation research." *School Psychology Review* 33:547–560.
- Smokowski, P. R., and K. H. Kopasz. 2005. "Bullying in school: An overview of types, effects, family characteristics, and intervention strategies." *Children and Schools* 27:101–110.
- Sprick, R. S., and T. Colvin. 1992. *Bus Discipline: A Positive Approach. Safe and Civil Schools*. [Video] See <http://www.safeandcivilschools.com>.
- Sprick, R. S., L. Schwartz, and S. Schroeder. 2006. *In the Driver's Seat: A Roadmap to Managing Student Behavior on the Bus. Safe and Civil Schools*. [CD/DVD]. See <http://www.safeandcivilschools.com>.
- Spriggs, A. L., R. J. Iannotti, T. R. Nansel, and D. L. Haynie. 2007. "Adolescent bullying involvement and perceived family, peer, and school relations: Commonalities and differences across race/ethnicity." *Journal of Adolescent Health* 41:283–293.
- Srabstein, J. C., B. E. Berkman, and E. Pyntikova. 2008. "Antibullying legislation: A public health perspective." *Journal of Adolescent Health* 42:11–20.
- Stein, N., and L. Sjostrom. 1994. *Flirting or Hurting? A Teacher's Guide to Student-to-student Sexual Harassment in Schools (Grades 6 through 12)*. Washington, DC: National Education Association and Wellesley Center for Research on Women.
- Stein, N., and L. Sjostrom. 1996. *Bullyproof: A Teacher's Guide on Teasing and Bullying for Use with Fourth- and Fifth-Grade Students*. Washington, DC: National Education Association and Wellesley Center for Research on Women.
- Stueve, A., K. Dash, L. O'Donnell, P. Tehranifar, R. Wilson-Simmons, R. Slaby, et al. 2006. "Rethinking the bystander role in school violence prevention." *Health Promotion Practice* 7:117–124.
- Sugai, G., and R. Horner. 2006. "A promising approach for expanding and sustaining school-wide positive behavior support." *School Psychology Review* 35:245–259.
- Sun, R. C. F., D. T. L. Shek, and A. M. H. Siu. 2008. "Positive school and classroom environment: Precursors of successful implementation of Positive Youth Development Programs." *The Scientific World Journal* 8:1063–1074.
- Swearer, S. M., D. L. Espelage, and S. A. Napolitano. 2009. *Bullying Prevention and Intervention: Realistic Strategies for Schools*. New York, NY: Guilford.
- Swearer, S. M., D. L. Espelage, T. Vaillancourt, and S. Hymel. 2010. "What can be done about school bullying? Linking research to educational practice." *Educational Researcher* 1:38–47.
- Tobin, R., D. Schwartz, A. H. Gorman, and T. Abou-ezzeddine. 2005. "Social-cognitive and behavioral attributes of aggressive victims of bullying." *Applied Developmental Psychology* 26:329–346.

- Tschannen-Moran, M., and A. Woolfolk Hoy. 2007. "The differential antecedents of self-efficacy beliefs of novice and experienced teachers." *Teaching and Teacher Education* 23:944–956.
- Underwood, M. K. 2003. *Social Aggression among Girls*. New York, NY: Guilford.
- Van Schoiack-Edstrom, L., K. S. Frey, and K. Beland. 2002. "Changing adolescents' attitudes about relational and physical aggression: An early evaluation of a school-based intervention." *School Psychology Review* 31:201–216.
- Veenstra, R., S. Lindenberg, A. Oldehinkel, A. De Winter, F. Verhulst, and J. Ormel. 2005. "Bullying and victimization in elementary schools: A comparison of bullies, victims, bully/victims, and uninvolved preadolescents." *Developmental Psychology* 41:672–682.
- Unnever, J. D., and D. G. Cornell. 2003. "The culture of bullying in middle school." *Journal of School Violence* 2:5–27.
- Vreeman, R. C., and A. E. Carroll. 2007. "A systematic review of school-based interventions to prevent bullying." *Archives of Pediatrics and Adolescent Medicine* 161:78–88.
- Waasdorp, T. E., A. Bagdi, and C. P. Bradshaw. 2010. "Peer victimization among urban African-American youth: Coping with relational aggression between friends." *Journal of School Violence* 9:98–116.
- Waasdorp, T. E., and C. P. Bradshaw. In press. "Examining children's responses to chronic peer victimization: A latent class approach." *Journal of Educational Psychology*.
- Waasdorp, T. E., C. P. Bradshaw, and J. Doung. In press. "How parents respond to school bullying: the importance of school climate and connectedness." *Journal of Educational Psychology*.
- Waasdorp, T. E., E. T. Pas, L. M. O'Brennan, and C.P. Bradshaw. In press. "A multilevel perspective on the climate of bullying: Discrepancy among students, staff, and parents." *Journal of School Violence*.
- Waasdorp, T. E., C. P. Bradshaw, and P. J. Leaf. Under review. "The impact of School-Wide Positive Behavioral Interventions and Supports (SWPBIS) on bullying and peer rejection." *Journal of Adolescent Health*.
- Watts, M. 2010. *An Experiment and Analysis in Web, Phone, and Multi-modal Surveying of NEA Members*. Northampton, MA: Abacus Associates.
- Williams, K. R., and N. G. Guerra. 2007. "Prevalence and predictors of Internet bullying." *Journal of Adolescent Health* 41:S14–S21.
- Wilson, D. 2004. "The interface of school climate and school connectedness and relationships with aggression and victimization." *Journal of School Health* 74:293–299.
- Wilson, S., M. Lipsey, and J. Derzon. 2003. "The effects of school-based intervention programs on aggressive behavior: A meta-analysis." *Journal of Consulting and Clinical Psychology* 71:136–149.
- Wilson, S., and M. Lipsey. 2007. "School-based interventions for aggressive and disruptive behavior: Update of a meta-analysis." *American Journal of Preventive Medicine* 33:S130–S143.
- Yoon, J., and K. Kerber. 2003. "Bullying: Elementary teachers' attitudes and intervention strategies." *Research in Education* 69:27–35.

- Yoon, J. S., E. Barton, and J. Taiariol. 2004. "Relational aggression in middle school: Educational implications of developmental research." *Journal of Early Adolescence* 24:303–318.
- Ybarra, M. L., D. L. Espelage, and K. Martin. 2007. "The co-occurrence of Internet harassment and unwanted sexual solicitation victimization and perpetration: Associations with psychosocial indicators." *Journal of Adolescent Health* 41(6):S31–S41.
- You, S., M. J. Furlong, E. Felix, J. D. Sharkey, D. Tanigawa, and J. G. Green. 2008. "Relations among school connectedness, hope, life satisfaction, and bully victimization." *Psychology in the Schools* 45:446–460.

## Appendix A

### Table of Survey Constructs

Primary Survey Topic Areas	Number of Items (alpha)	Citation/Source
<b>Demographic Information</b>		
Staff Characteristics	5 items	<i>Written for this survey</i>
School Characteristics	9 items	<i>Written for this survey</i>
Perceptions of School	5 items ( $\alpha = .76$ )	Adapted from Schools and Staffing Survey (SASS; National Center for Education Statistics, 2007)
<b>Exposure to and Concerns about Bullying</b>		
Perceptions of and Witnessing of Bullying	7 items	Johns Hopkins Bullying Prevention Survey (Bradshaw, Sawyer, and O'Brennan, 2007)
<b>Forms of Bullying and Bullying that Targets Special Populations</b>		
Types and Forms of Bullying	5 core items (with 5 sub-items each)	Johns Hopkins Bullying Prevention Survey (Bradshaw, Sawyer, and O'Brennan, 2007)
Bullying of Special Populations	5 core items (with 6 sub-items each)	(Harris Interactive and GLSEN, 2005)
<b>Bullying Policy and Prevention Efforts</b>		
Presence of Bullying Policy	4 items	<i>Written for this survey</i>
Involvement in Prevention Programming	1 item	<i>Written for this survey</i>
Effective Strategies	1 item	Johns Hopkins Bullying Prevention Survey (Bradshaw, Sawyer, and O'Brennan, 2007)
<b>School Connectedness</b>		
Student-Staff Connectedness	4 items ( $\alpha = .79$ )	The Charles F. Kettering Climate Scale (Johnson, Johnson, Kranch, and Zimmerman, 1999) Subscales: Respect; High Morale; Caring
Staff Personal Connectedness	8 items ( $\alpha = .89$ )	The Charles F. Kettering Climate Scale (Johnson, Johnson, Kranch, and Zimmerman, 1999) Subscales: High Morale; Opportunity for Input; Caring
Staff-Staff Connectedness	5 items ( $\alpha = .91$ )	The Charles F. Kettering Climate Scale (Johnson, Johnson, Kranch, and Zimmerman, 1999) Subscale: Opportunity for Input A few additional items were written for this survey
Staff-Administration Connectedness	4 items ( $\alpha = .90$ )	Collegial Leadership subscale (Hoy and Feldman, 1987)
Total Connectedness	21 items ( $\alpha = .95$ )	<i>Comprised of the 4 subscales listed above</i>
<b>Training and Support Needs</b>		
Additional Training Needs	12 items	<i>Written for this survey</i>



## Appendix B

### Sample Characteristics Reflecting NEA Population

#### Professionals (Teachers)

---

Classroom Teacher	85%
Special Educator	4
Remedial/ESL	2
Library/Specialist	2
Counselor/Social Worker	3
Other	4

#### Education Support Professionals (ESPs)

---

Paraprofessional	49%
Maintenance	14
Clerical	10
School Transportation	10
Food Service	7
Security	1
Health	2
Technical/Skilled Trades	2
Other	6

#### Gender

---

Women	80%
Men	20

#### Race/Ethnicity

---

White	89%
Black	5
Hispanic	4
Other	2

#### School Level

---

Elementary School	39%
Middle School	19
High School	27
Other	16

#### School Location

---

Urban	24%
Suburban	34
Small Town	24
Rural	18

---

**Table 1. Percentage of Staff Perceiving Bullying as a Problem**

	Not a problem	Minor problem	Moderate problem	Major problem	Total
All	10%	47%	35%	8%	100%
<b>By Member Type</b>					
ESP	16%	46%	29%	9%	100%
Professional/Teacher	8	47	36	8	100
<b>By Community</b>					
Urban	9%	37%	39%	15%	100%
Suburban	10	51	34	5	100
Small Town/Rural	10	50	33	7	100
<b>By School Level</b>					
Elementary	15%	46%	32%	7%	100%
Middle	3	37	44	15	100
High	6	54	34	6	100
Other	11	50	31	8	100

**Table 2. Percentage of Staff Who Witnessed Bullying During the Past Month**

	Not at all	1x month	2-3 x month	Once a week	Several times/week	Daily	Total
All	13%	25%	21%	16%	15%	9%	100%
<b>By Member Type</b>							
ESP	19%	28%	18%	12%	15%	9%	100%
Professional/Teacher	11	25	22	17	16	9	100
<b>By Community</b>							
Urban	9%	23%	16%	17%	20%	15%	100%
Suburban	14	27	21	18	14	6	100
Small Town/Rural	13	26	24	15	15	9	100
<b>By School Level</b>							
Elementary	13%	26%	20%	16%	17%	9%	100%
Middle	8	19	21	18	22	12	100
High	14	28	23	16	11	8	100
Other	13	28	19	17	13	10	100

**Table 3. Percentage of Staff Who Perceived It Is Their Job to Intervene**

	Disagree Strongly	Disagree Smwht	Agree Smwht	Agree Strongly	Total
All	1%	1%	9%	89%	100%
<b>By Member Type</b>					
ESP	5%	4%	16%	75%	100%
Professional/Teacher	0	1	8	91	100
<b>By Community</b>					
Urban	1%	1%	10%	88%	100%
Suburban	1	1	11	87	100
Small Town/Rural	1	1	7	91	100
<b>By School Level</b>					
Elementary	1%	1%	9%	90%	100%
Middle	1	1	10	89	100
High	1	3	10	86	100
Other	1	1	7	91	100

**Table 4. Does Your School Have Formal Bullying Prevention Efforts?**

	No	Yes	Total
All	42%	58%	100%
<b>By Member Type</b>			
ESP	35%	65%	100%
Professional/Teacher	43	57	100
<b>By Community</b>			
Urban	47%	53%	100%
Suburban	37	63	100
Small Town/Rural	43	57	100
<b>By School Level</b>			
Elementary	38%	62%	100%
Middle	39	61	100
High	51	49	100
Other	38	62	100

**Table 5. Are You Involved in Bullying Prevention Efforts at Your School?**

	No	Yes	Total
All	61%	39%	100%
<b>By Member Type</b>			
ESP	73%	27%	100%
Professional/Teacher	58	42	100
<b>By Community</b>			
Urban	57%	43%	100%
Suburban	63	37	100
Small Town/Rural	61	39	100
<b>By School Level</b>			
Elementary	56%	44%	100%
Middle	57	43	100
High	76	24	100
Other	58	42	100

**Table 6. Does Your District Have a Bullying Prevention Policy?**

	No	Yes	Total
All	7%	93%	100%
<b>By Member Type</b>			
ESP	4%	96%	100%
Professional/Teacher	8	92	100
<b>By Community</b>			
Urban	12%	88%	100%
Suburban	6	94	100
Small Town/Rural	7	93	100
<b>By School Level</b>			
Elementary	9%	91%	100%
Middle	5	95	100
High	8	92	100
Other	4	96	100

**Table 7. Have You Received Training on the Implementation of the Bullying Policy?**

	No	Yes	Total
All	46%	54%	100%
<b>By Member Type</b>			
ESP	54%	46%	100%
Professional/Teacher	45	55	100
<b>By Community</b>			
Urban	51%	49%	100%
Suburban	46	54	100
Small Town/Rural	44	56	100
<b>By School Level</b>			
Elementary	44%	56%	100%
Middle	44	56	100
High	52	48	100
Other	44	56	100

## About the Authors

**Catherine Bradshaw** is an Associate Professor in the Department of Mental Health at the Johns Hopkins Bloomberg School of Public Health and the Johns Hopkins School of Education. She is the Associate Director of the Johns Hopkins Center for the Prevention of Youth Violence and the Co-Director of the Johns Hopkins Center for Prevention and Early Intervention. Her research focuses on bullying and school climate; the development of aggressive and problem behaviors; and the design, implementation, and evaluation of prevention programs in schools. She collaborates on federally supported randomized trials of school-based prevention programs and is the recipient of a Presidential Early Career Award for Scientists and Engineers from the United States Office of Science and Technology Policy.

**Tracy Evian Waasdorp** is research faculty in the Johns Hopkins Center for the Prevention of Youth Violence at the Johns Hopkins Bloomberg School of Public Health and a clinical research associate at the Children's Hospital of Philadelphia. She holds a master's degree in counseling from the University of Pennsylvania and a doctorate in human development from the University of Delaware. Her research focuses on bullying prevention and intervention, relational aggression/victimization, coping, and parent-child relationships.

**Lindsey M. O'Brennan** is a graduate research assistant with the Johns Hopkins Center for the Prevention of Youth Violence at the Johns Hopkins Bloomberg School of Public Health. She is also a doctoral candidate in the Counseling, Clinical, and School Psychology doctoral program at the University of California–Santa Barbara. Her research focuses on social-emotional effects of bullying, school connectedness, and school-wide prevention programs aiming to enhance school climate.

**Michaela Gulemetova** is a senior research analyst at the National Education Association. Her research focuses on impact evaluation of educational policies and she has extensive teaching and presenting experience. She holds a doctorate in economics from the University of Pennsylvania.











*Great Public Schools for Every Student*

NEA Research  
1201 16th Street, N.W.  
Washington, D.C. 20036-3290  
[www.nea.org](http://www.nea.org)